

HIV/AIDS: **China Takes Action and Meets the Challenges**

**Presentation at CHP Symposium
18 January 2008**

Zunyou Wu, M.D. Ph.D.

**China Center for AIDS/STD Control and Prevention
Chinese Center for Disease Control and Prevention**



TOPICS

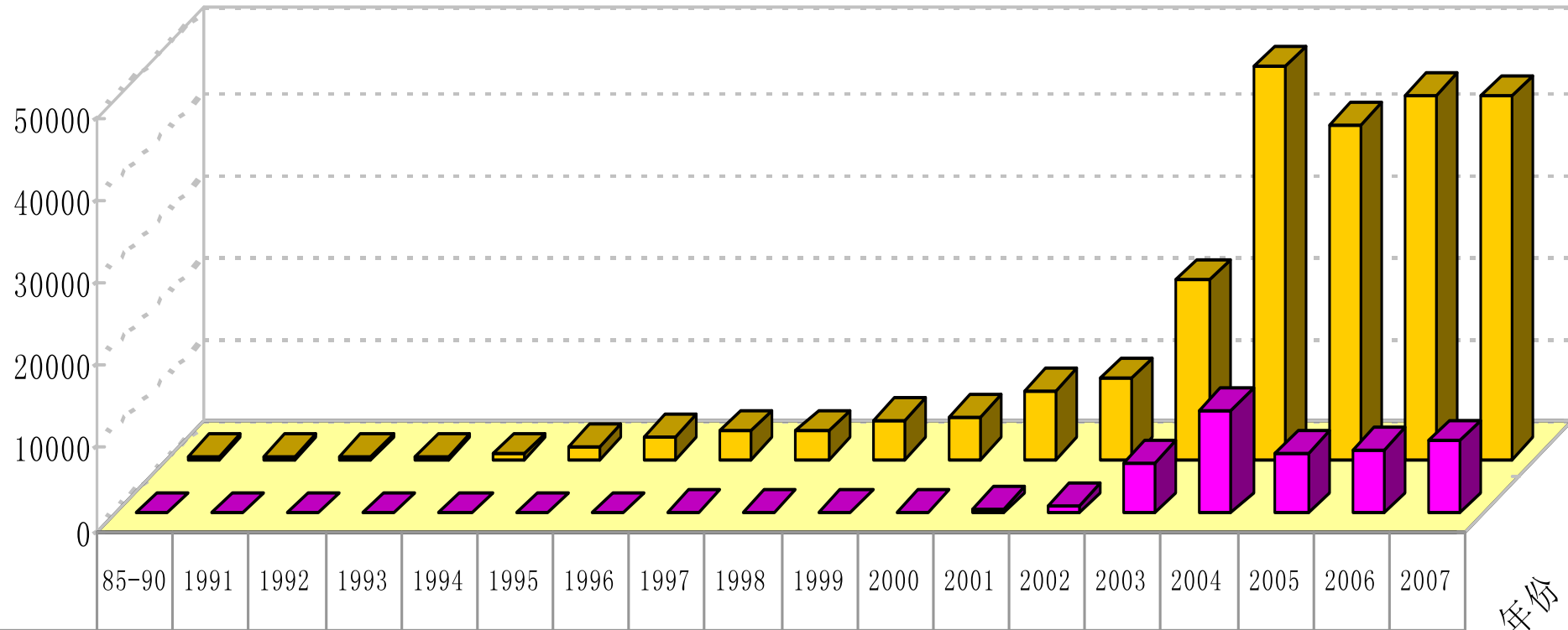
- **Update HIV/AIDS Epidemics**
- **Strategy Change in past years**
- **Achievements in 2007**
- **Key Challenges**



The Trends of Epidemic

By report

Testing Campaign



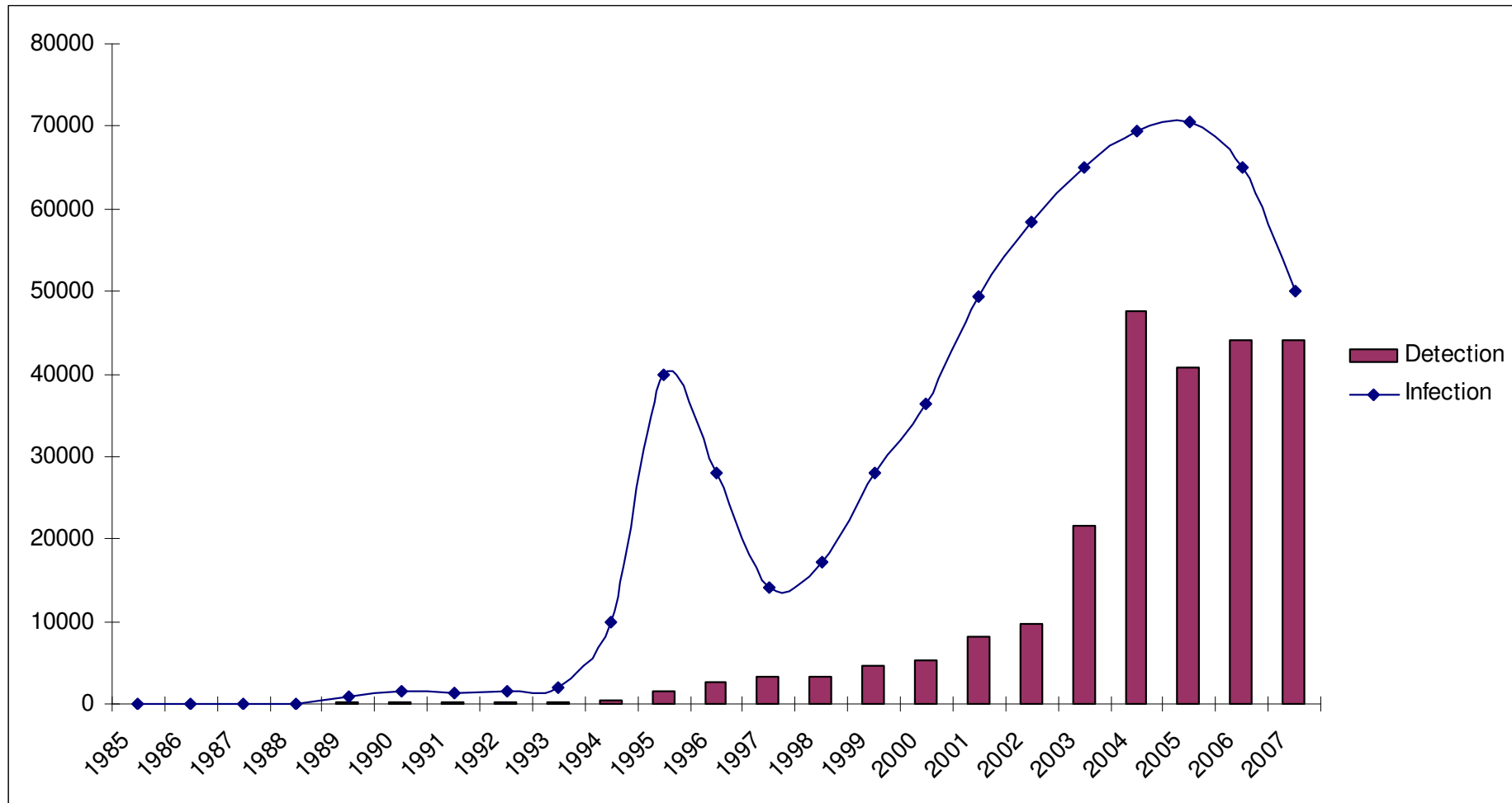
■ AIDS	5	3	5	23	29	52	38	126	136	230	233	714	1028	6120	12652	7550	7909	8860
■ HIV/AIDS	492	216	261	274	531	1567	2649	3343	3306	4677	5201	8219	9732	21691	47606	40711	44070	44005

年份

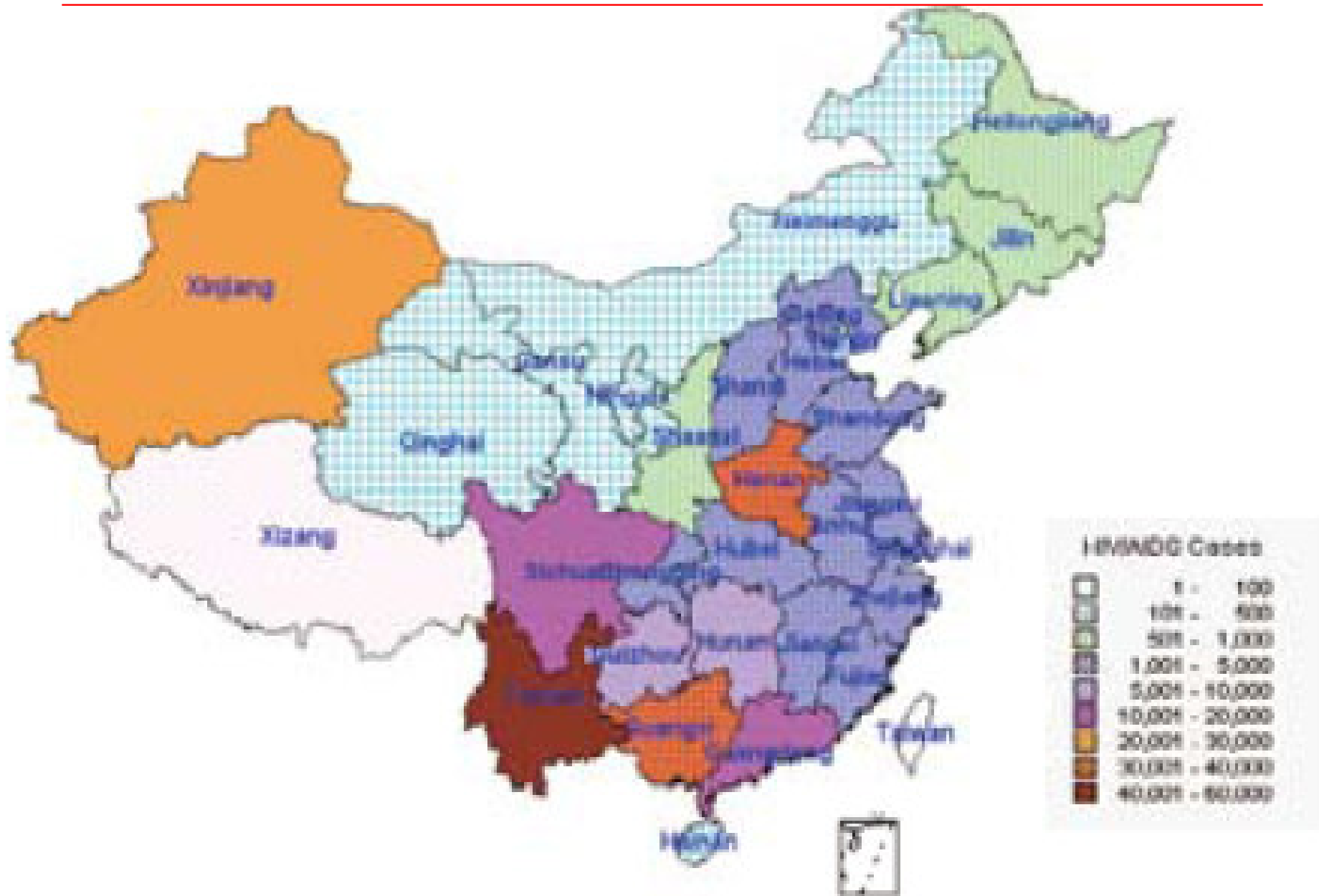


The Trends of Epidemic

By report and by estimated time of infection



Distribution by Province



Update Statistics on HIV/AIDS

- Newly reported HIV infections :
From January to November, 2007,
34,451 HIV infections newly reported
3,000 per month on average
- New Estimation :
By the end of 2007:
700,000 people living with HIV/AIDS
85,000 people suffer with AIDS
In 2007:
50,000 newly infected with HIV
20,000 died of AIDS in 2007



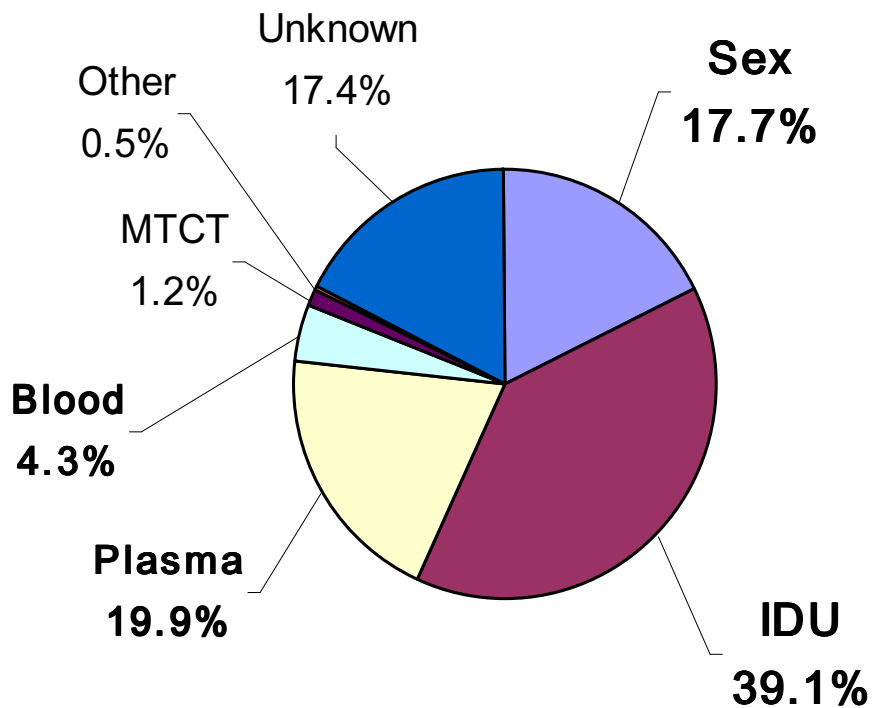
New Infections in 2007

Among 50,000 newly infected with HIV

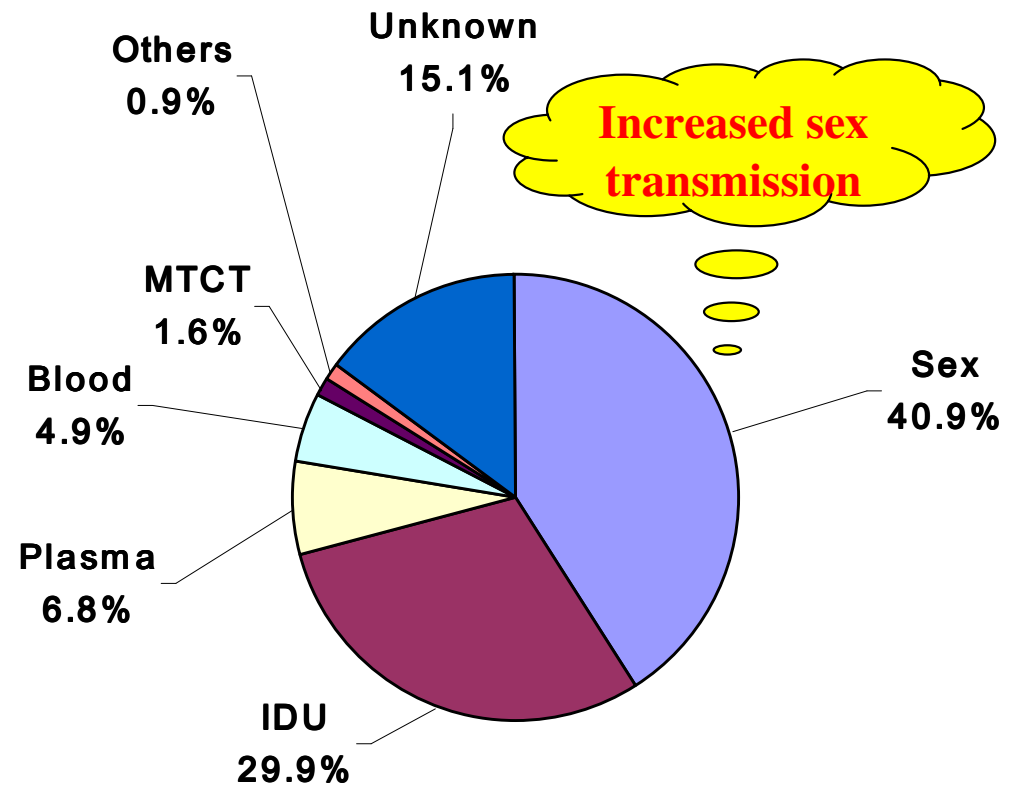
- Heterosexual: **44.7%**
- MSM: **12.2%**
- IDU: **42.0%**
- MTCT: **1.1%**



Transmission mode



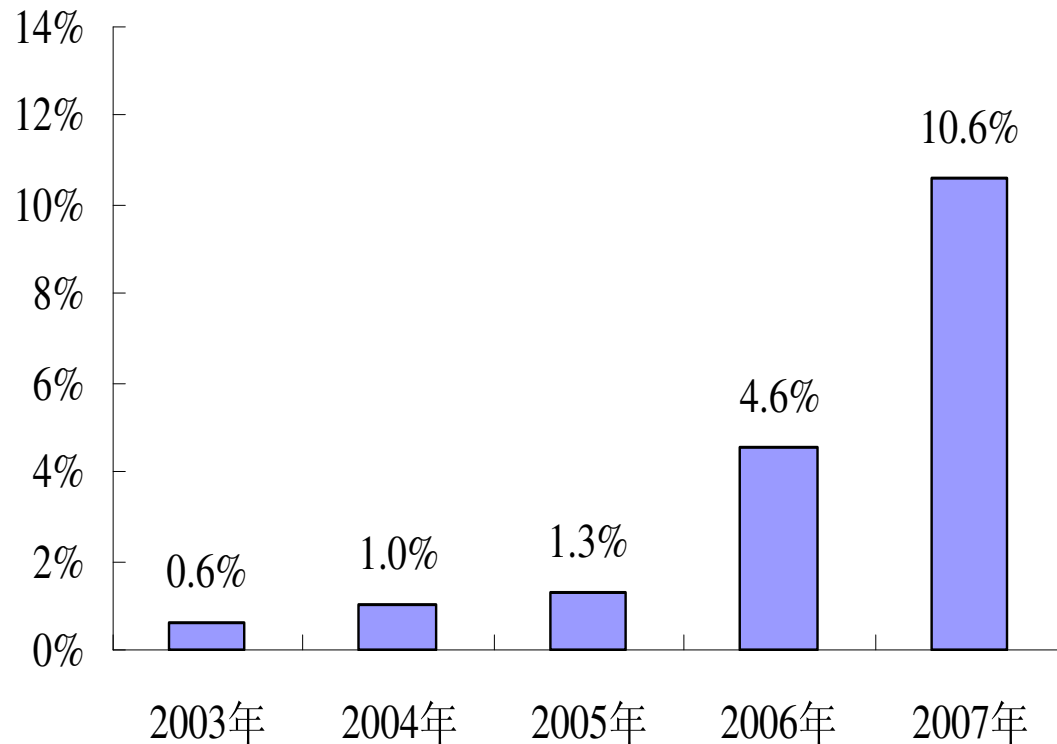
**Cumulative
(Until Aug2007)**



**New reported in 2007
(Jan-Aug,2007)**



HIV Increase in MSM



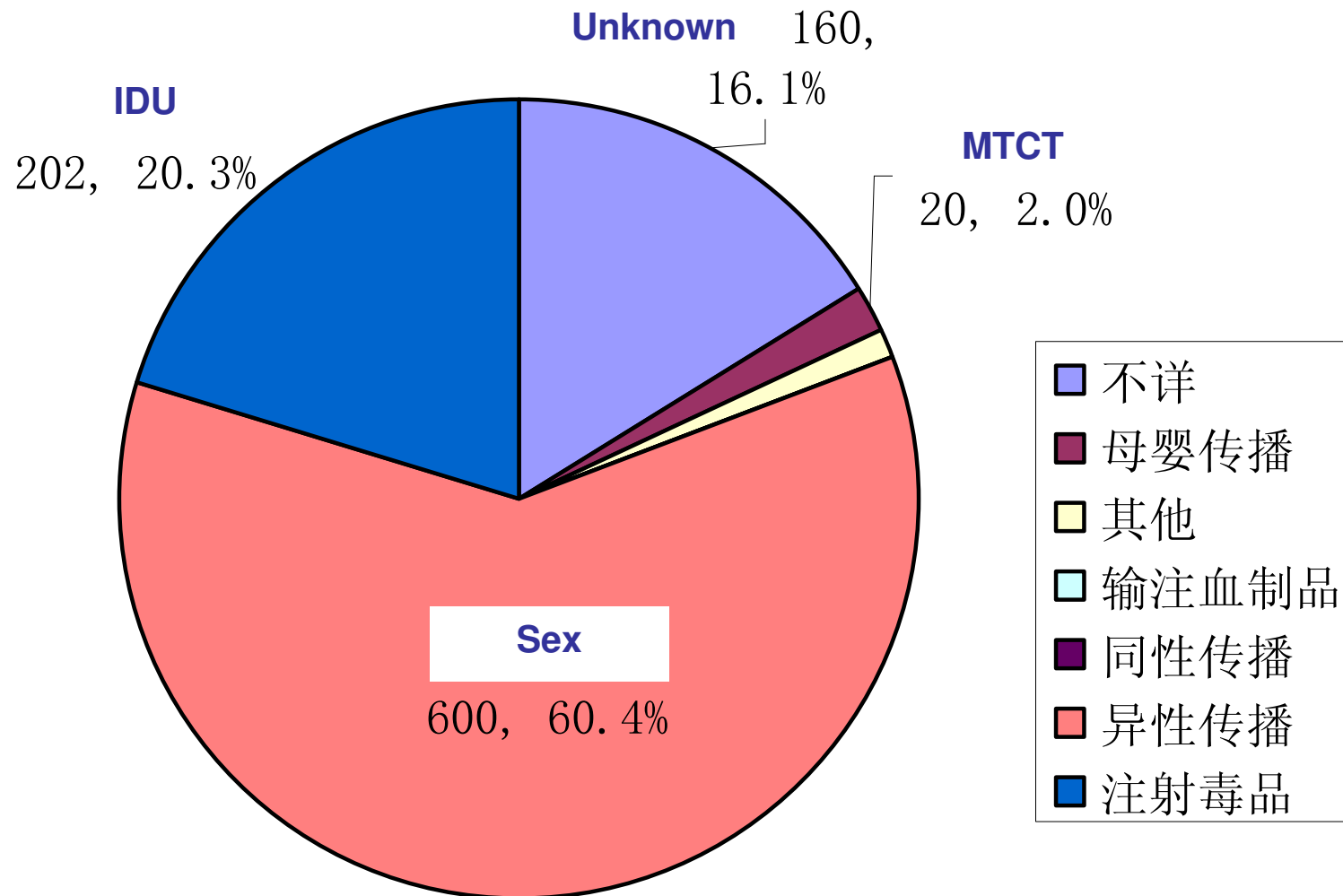
- **Rapid increase in MMS**
- **Dual stigmas:**
 - AIDS,
 - Homosexuality

成都市MSM人群2003—2007年HIV感染率变化趋势

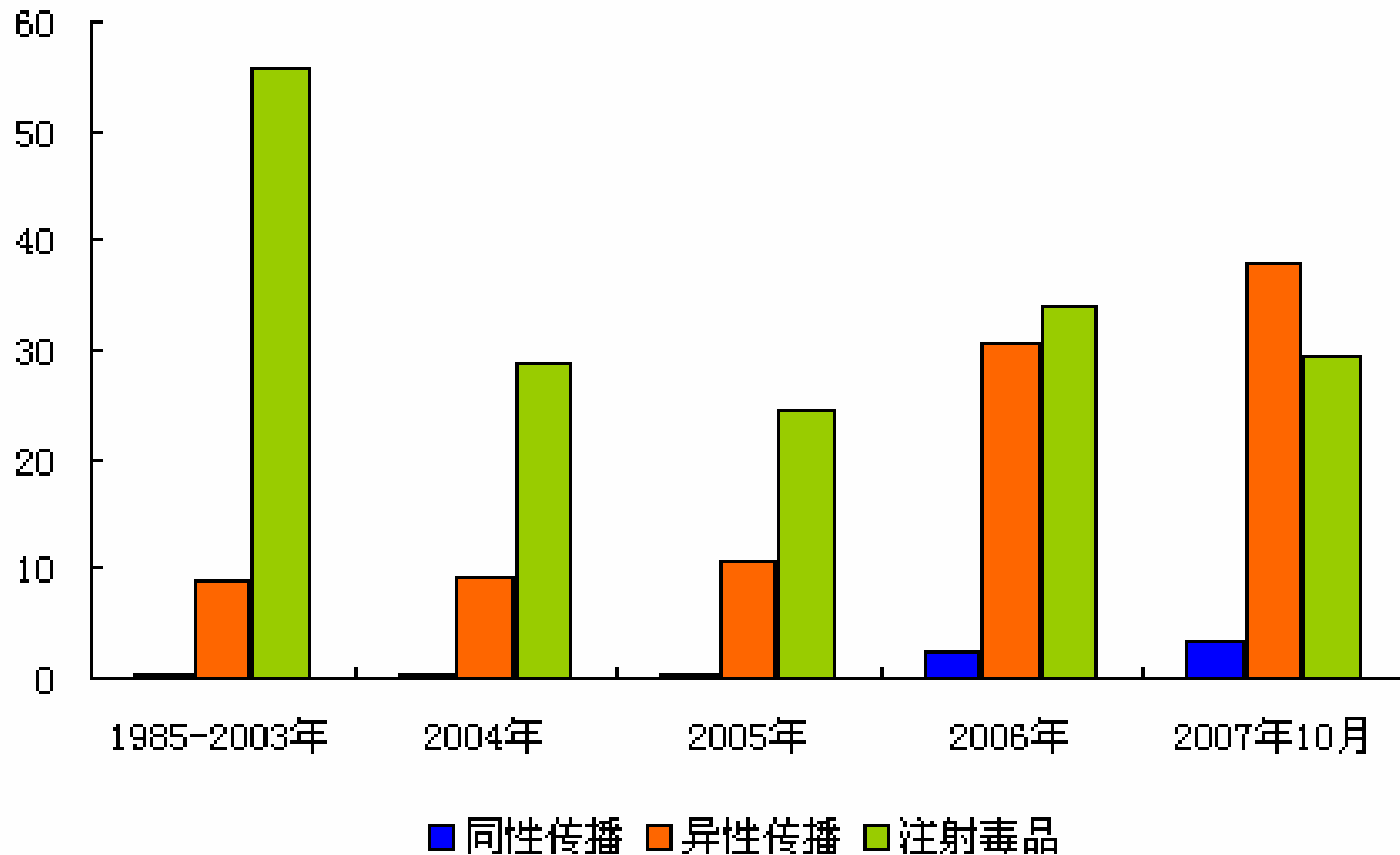
资料来源：四川省疾病预防控制中心



Reported new cases in Dehong Yunnan, Jan.-Sept.2007



Transmission mode change



Strategy Change- commitment



**President Hu Jintao visited
You-an Hospital, Beijing in
2004**

**Again, President Hu visited
Chaoyang District, Beijing in
2007**



Strategy Change- commitment

2003



2004



2005



2006



2007



Strategy Change- Testing

- Testing as an important strategy for controlling HIV/AIDS
- Testing as entry point for prevention & treatment
- Expanding VCT
- Provider initiated Testing & Counselling

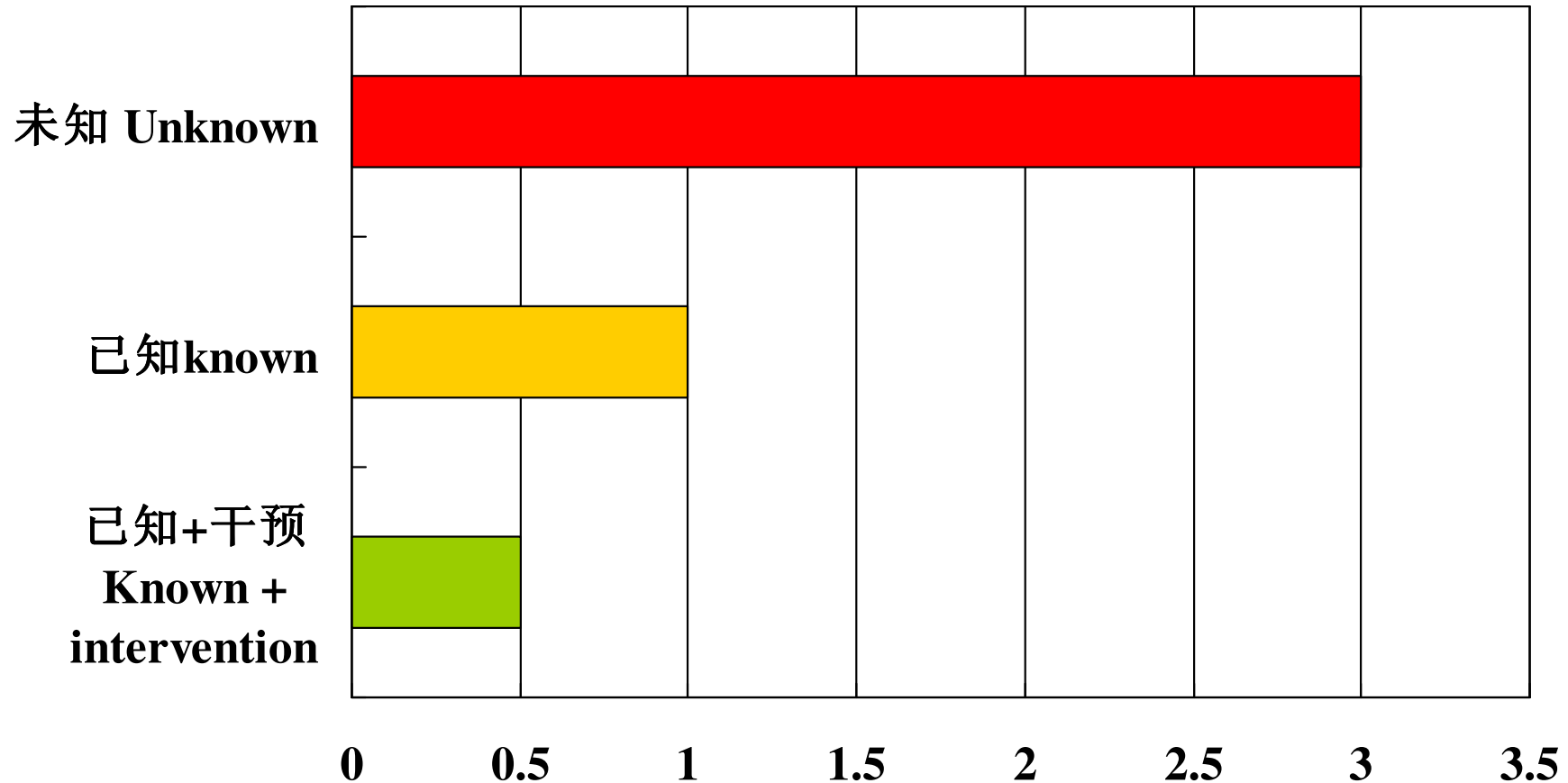


Benefits of Testing Campaign

- Identifying the reservoir is the first step for controlling an infectious disease epidemic
- Henan: almost 6-times the number identified than in previous 10yrs
 - Identifying 12,259 sero-discordant couples



HIV Transmission Potential



二代感染人数

Number of cases transmitted



Proportion of HIV positive being informed results

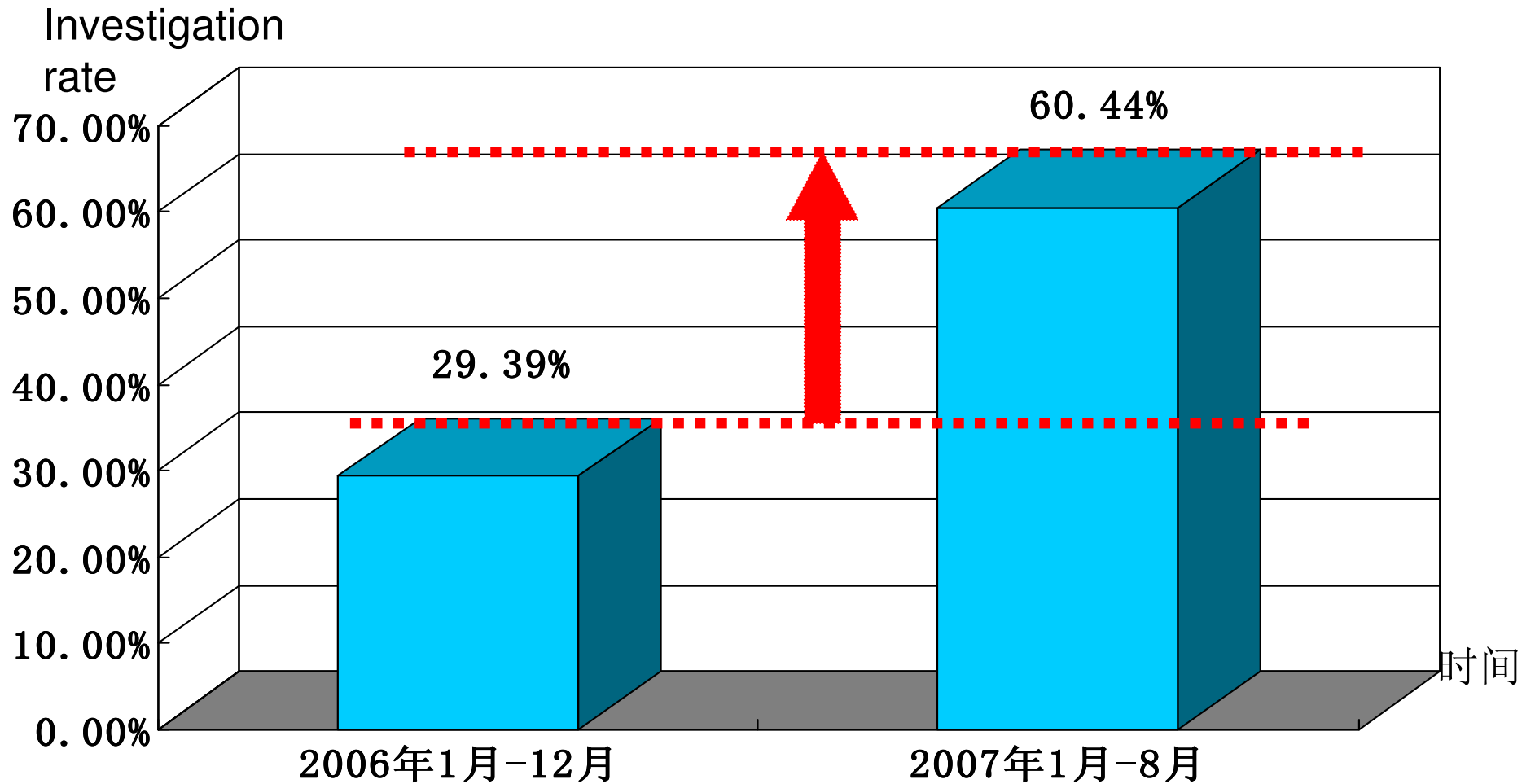


图1 广西项目执行前后流调率的比较



Strategy Change:

Scale-up all effective strategies

Prevention:

- Sex: primary Edu, SW, MSM, HIV+
- Drug users: MMT + Needle Exchange Program
- MTCT

Treatment:

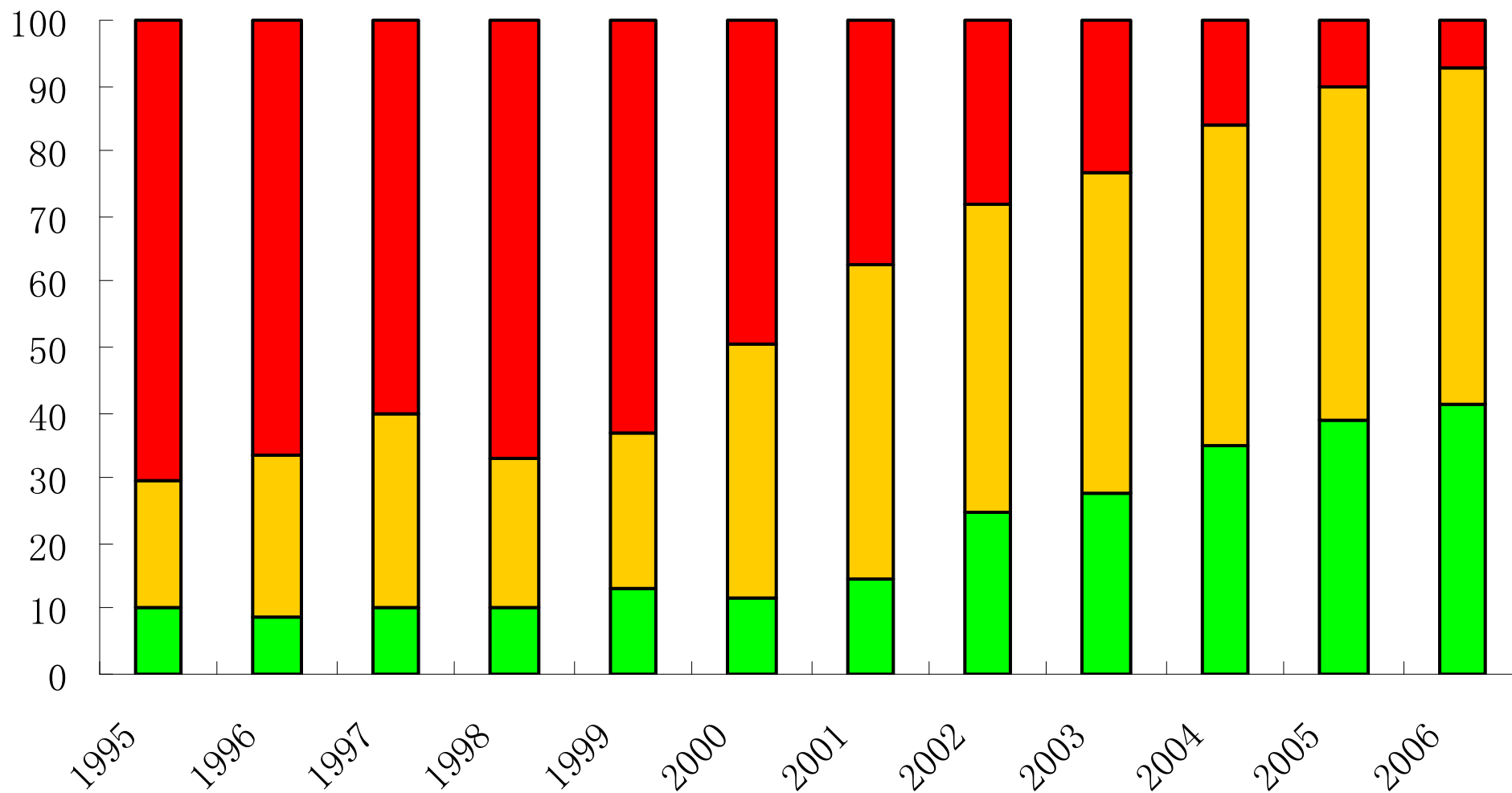
- ARV for adults
- ARV for children

Anti-stigma:

- Media campaign
- Role model
- Health care settings



Condom use in SW



■ 每次用 ■ 有时用 ■ 从未用



Real-Time Reporting System

艾滋病网络直报信息系统 - Microsoft Internet Explorer

文件(E) 编辑(E) 查看(V) 收藏(A) 工具(I) 帮助(H)

地址(D) http://106.123.35.100/cdcWeb/aids/logon.do

HIV/AIDS 专报系统
HIV/AIDS Reporting System

用户姓名: 吴尊友 所属地区: 全国 所属机构: 中国疾病预防控制中心

HIV/AIDS-分地区实时统计

按录入日期 任意时段 起始 2006 年 1 月 1 日 终止 2006 年 7 月 12 日

按现住址 国家

本县区 本市其它县区 本省其它地市 其它省 港澳台 外籍

显示县区(县)级

HIV/AIDS-分地区实时统计表

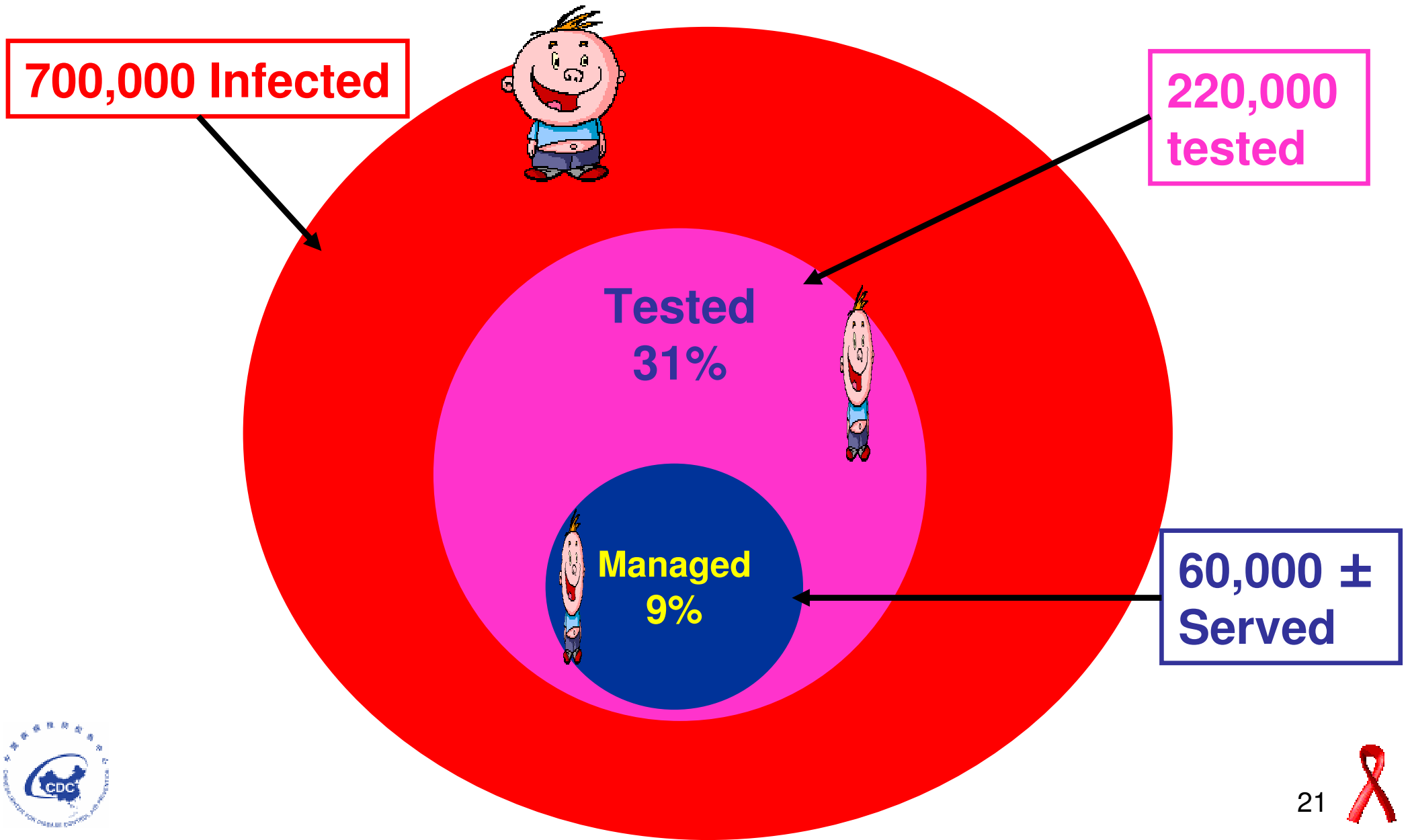
地区	AIDS发病数			AIDS死亡数			HIV感染者数			HIV死亡数			合计发病			合计死亡		
	男	女	计	男	女	计	男	女	计	男	女	计	男	女	计	男	女	计
全国	2412	1235	3647	444	203	647	13945	5088	19033	176	48	224	16357	6323	22680	620	251	871
北京市	20	7	27	2		2	119	39	158				139	46	185	2		2
天津市	9	1	10	4		4	24	4	28	1		1	33	5	38	5		5
河北省	17	12	29	2	1	3	49	22	71	1		1	86	34	100	3	1	4
山西省	31	34	65	9	9	18	100	53	153	3	2	5	131	87	218	12	11	23
内蒙古	5	3	8	1	1	2	21	9	30				26	12	38	1	1	2
辽宁省	7		7	4		4	89	9	98	1		1	96	9	105	5		5
吉林省	6	7	13	1	3	4	37	23	60	3		3	43	30	73	4	3	7
黑龙江	9	5	14	1		1	41	11	52	1		1	50	18	66	2		2
上海市	20	11	31	4	2	6	318	80	396		1	1	336	91	427	4	3	7
江苏省	16	19	35	5	6	11	118	52	170	3	3	6	134	71	205	8	9	17
浙江省	27	10	37	6	4	10	167	97	264	2	1	3	194	107	301	8	5	13
安徽省	63	49	112	17	7	24	184	107	291	8	7	15	247	156	403	25	14	39
福建省	25	9	34	9	5	14	50	29	79		1	1	75	38	113	9	6	15
江西省	45	10	55	17	2	19	126	29	155	4	1	5	171	39	210	21	3	24
山东省	17	9	26	10	6	16	74	75	149	4	1	5	91	84	175	14	7	21
河南省	630	510	1140	136	67	203	504	471	975	10	5	15	1134	901	2115	146	72	218
湖北省	67	65	132	27	14	41	113	81	194	2		2	180	146	326	29	14	43
湖南省	118	55	173	9	12	21	422	179	601	4	1	5	540	234	774	13	13	26
广东省	275	64	339	35	11	46	2005	392	2397	23	2	25	2280	456	2736	58	13	71
广西	468	138	606	25	7	32	1816	677	2493	40	5	45	2284	815	3099	65	12	77
海南省	7	4	11		1	1	30	2	32				32	6	38			38
重庆市	13	7	20	4	1	5	389	113	502	1	1		397	116	513	5	2	7

2006/7/12 (星期三) 8:40:37

Internet


Strategy Change:

Proportion of HIV Infected, Tested and Served



Strategy Change:

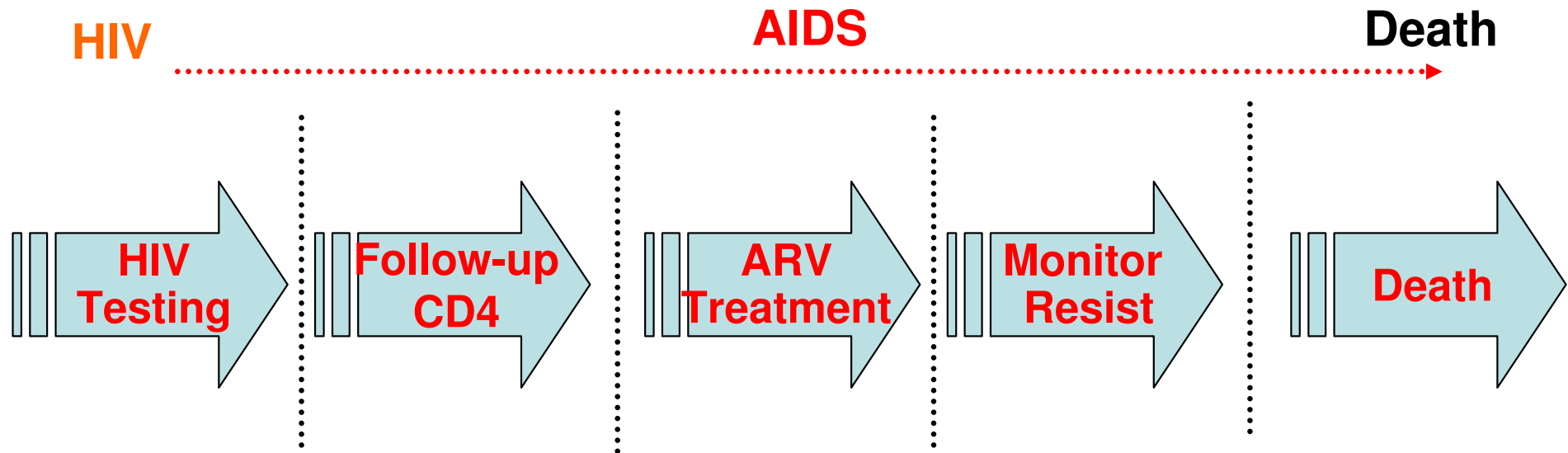
Increasing Proportion of Tested and Served



Strategy Change:

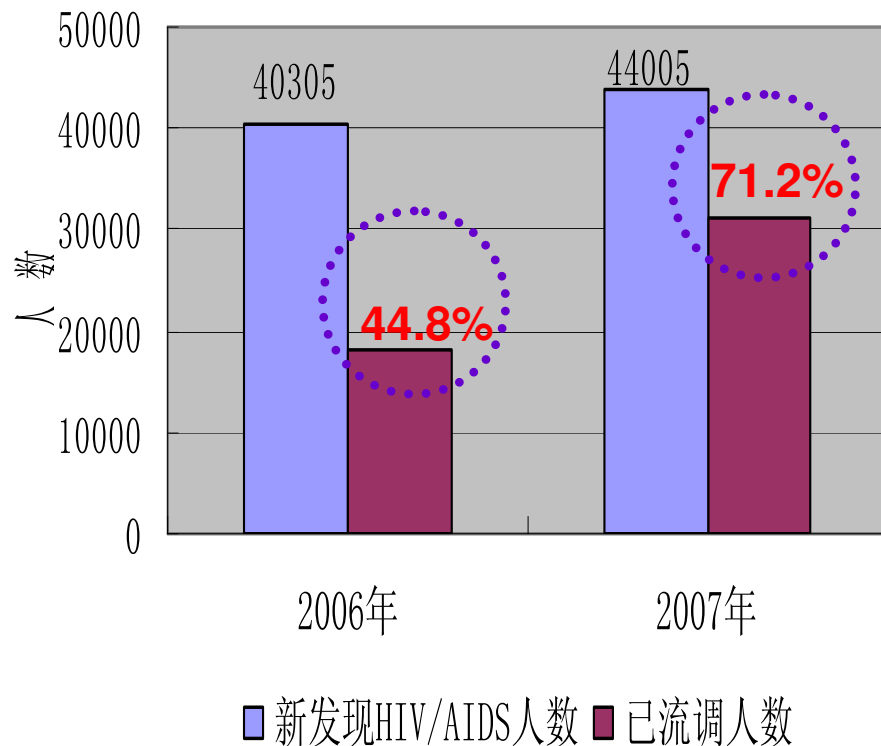
Management Strategies

Chain from identification to follow-up services



Achievement in 2007

新发现HIV/AIDS人数及流调情况



Notification rate:
44.8% in 2006
71.2% in 2007

Increased 26.4%



Achievement in 2007

MMT

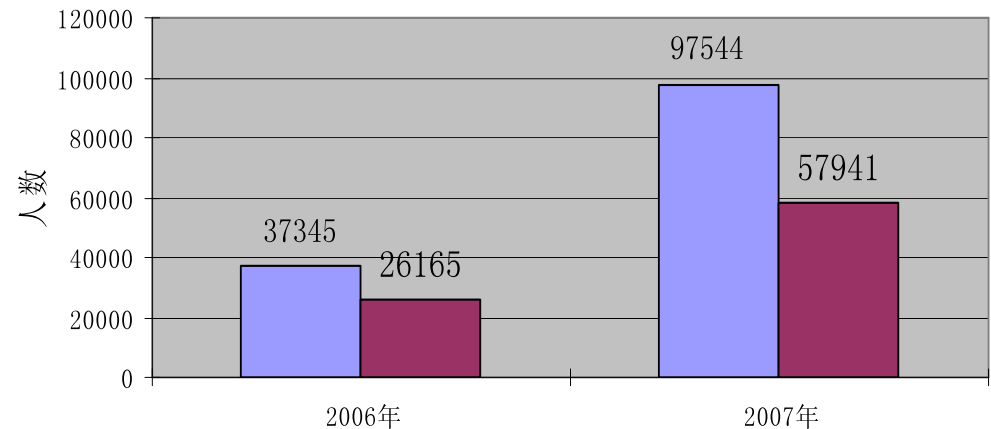
- ◆ By end of 2007, MMT clinics reaches **503**, serve **97554** drug users, retention **72%**

NEP

- ◆ In 2007, **775** NEP operate in **405** counties, served **45,000** injecting drug users

MMT+NEP: coverage **10%**

美沙酮门诊治疗人数



Achievement in 2007

- Outreach covered about **430,000** sex workers each month
- Coverage **40%** in 2007
- Condom use rate increased from **41%** 2006 to **46%** in 2007



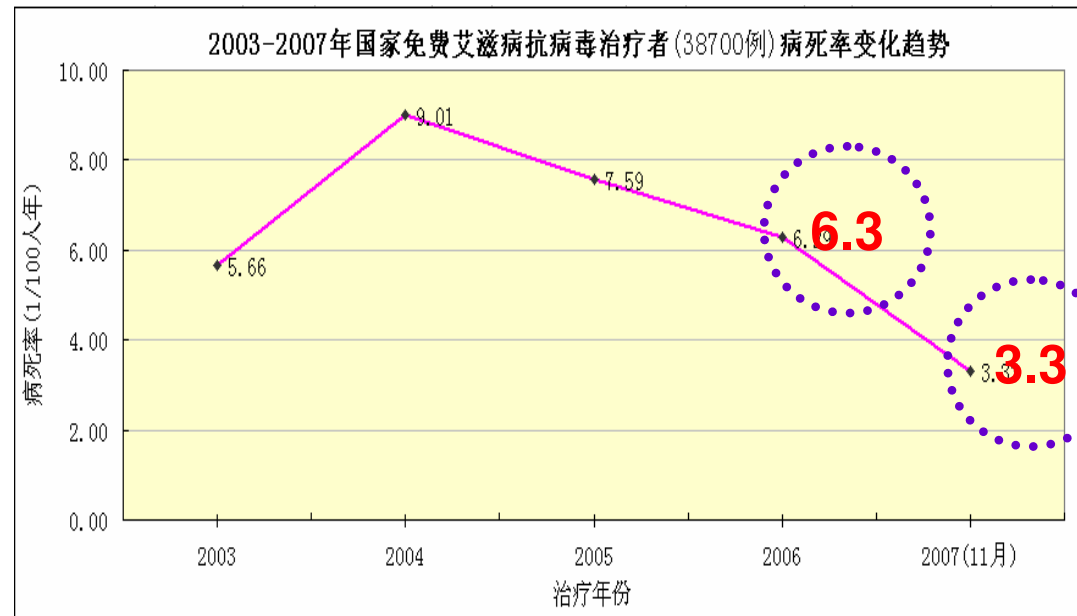
Achievement in 2007

- Detected HIV increase in MSM
- Developed national plan for prevention HIV in MSM, 2007-2010
- Developed national survey plan, **61** cities, recruit **23,000** subjects
- Month cover MSM **70,000**, coverage **9%**.



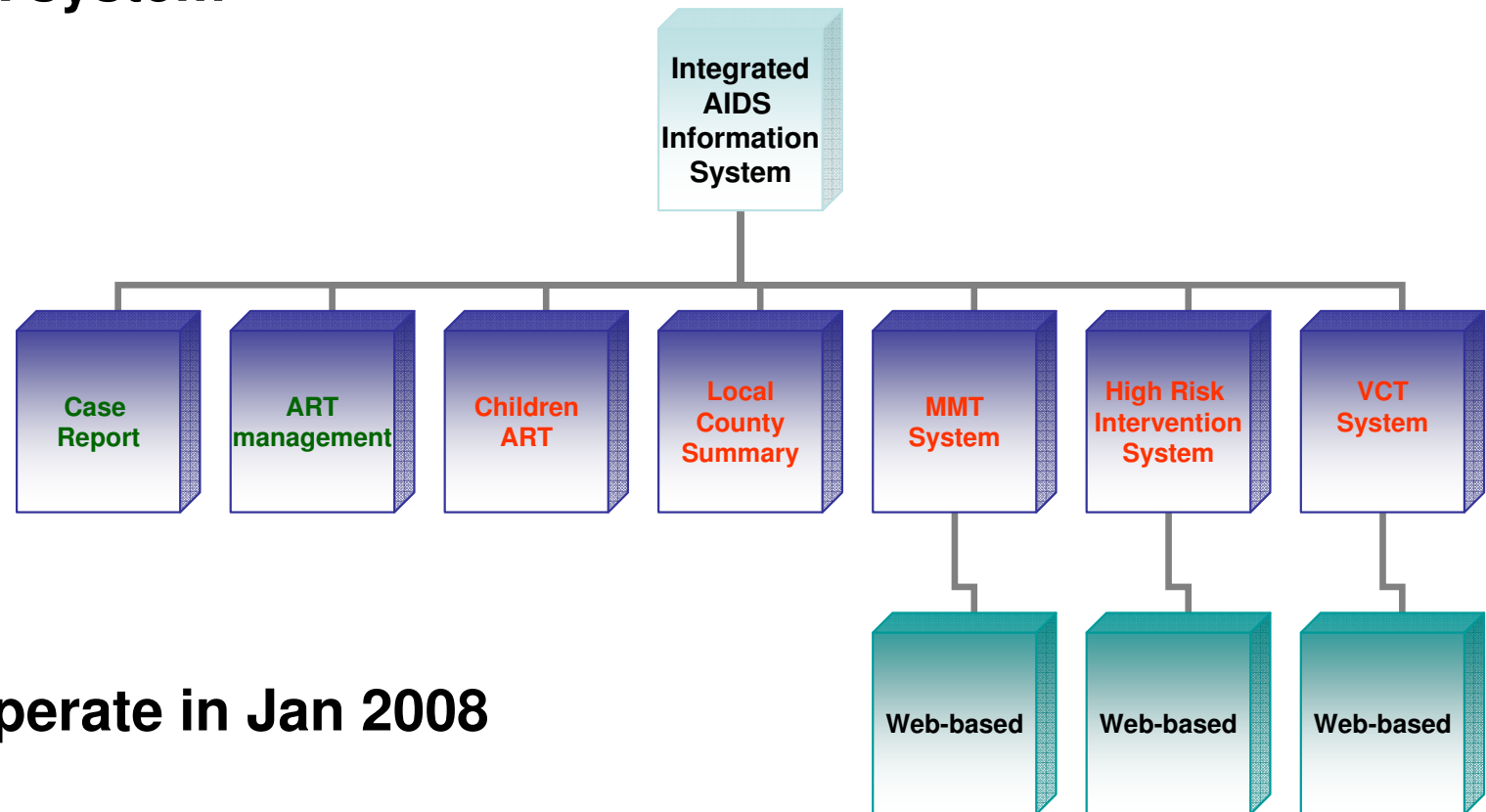
Achievement in 2007

- ◆ ARV cover **41,777** AIDS, increased by **32.2%** vs. 2006
- ◆ ARV cover **799** children AIDS, increased by **23.3%** vs. 2006
- ◆ Mortality keep decline



Achievement in 2007

- Integrated 7 independent AIDS data system



- officially operate in Jan 2008



Key Challenges

- **Strengthen Personnel Capacity**
- **Detection of HIV infected who are unaware**
- **Primary Prevention among people at risk**
- **Improve the quality of ARV**
- **Social management of people with HIV/AIDS to provide continuous services**
- **More social and other supports to people at risk and people with HIV/AIDS**
- **Anti-stigma**

