

# FLU EXPRESS

## 流感速遞

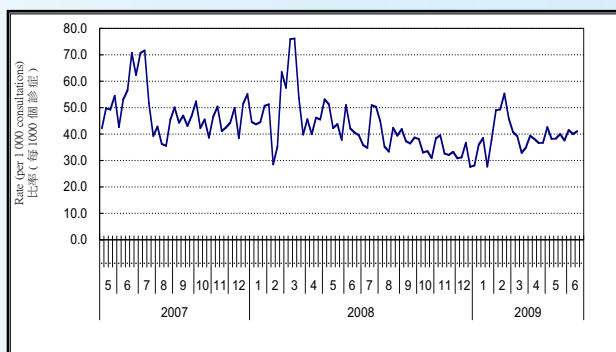


*Flu Express* is a weekly report for the influenza season 2008/09 produced by the Respiratory Disease Office of the Centre for Health Protection. It summarizes and monitors local and global influenza surveillance activities over the influenza season.  
流感速遞是由衛生防護中心呼吸疾病辦事處每星期報告有關2008/09流感季節的資訊。流感速遞總結和監察本地及世界各地在流感季節的流行性感冒流行情況。

### Situation in Hong Kong (As of Jun 25, 2009) 香港情況 (截至六月二十五日)

The seasonal influenza activity has remained at baseline level but human swine influenza cases continues to increase in Hong Kong.  
香港的季節性流行性感冒活躍程度仍維持在基線水平，但人類感染豬型流感個案持續上升。

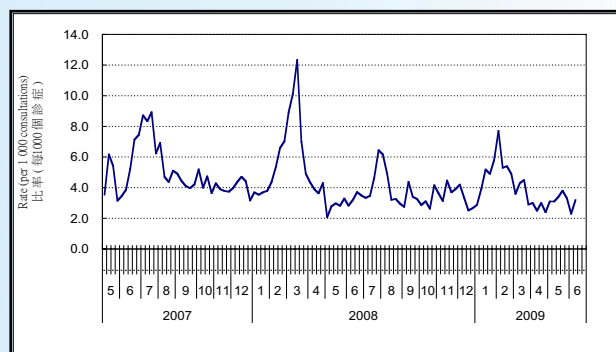
Figure 1: Influenza-like Illness Surveillance Among Sentinel Private Doctors, 2007-09  
圖一：定點私家醫生的流感樣病例監測, 2007-09



In week 25 (Jun 14 to 20), the average consultation rates for ILI among sentinel private doctors were 41.1 (per 1,000 consultations) (Figure 1).

第25週 (六月十四日至二十日)，定點私家醫生呈報的流感樣病例個案平均數為41.1宗(每千名求診個案計)(圖一)。

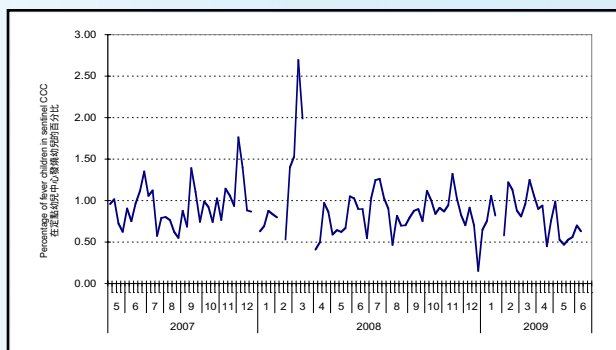
Figure 2: Influenza-like Illness Surveillance Among Sentinel General Outpatient Clinics, 2007-09  
圖二：定點普通科診所的流感樣病例監測, 2007-09



After activation of Designated Flu Clinics (DFCs) by Hospital Authority on Jun 13, 2009, there was a total of 1892 cases with fever/respiratory symptoms attended DFCs from Jun 14 to 20 (week 25) (Figure 2).

自二零零九年六月十三日醫院管理局啟動指定流感診所後，由六月十四日至二十日(第25週)，共有1892宗串有發燒 / 呼吸道徵狀的個案到指定流感診所求診(圖二)。

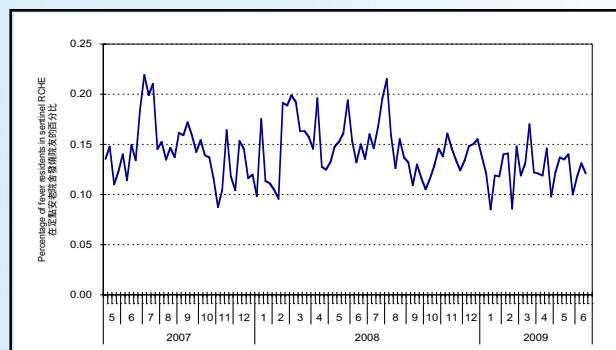
Figure 3: Fever Surveillance at Sentinel Child Care Centres, 2007-09  
圖三：定點幼兒中心的發燒監測, 2007-09



In week 25 (Jun 14 to 20), fever surveillance at sentinel child care centres was temporarily suspended. (Figure 3).

第25週 (六月十四日至二十日)，定點幼兒中心的發燒監測於暫停一次(圖三)。

Figure 4: Fever Surveillance at Sentinel Residential Care Homes for the Elderly, 2007-09  
圖四：定點安老院舍的發燒監測, 2007-09



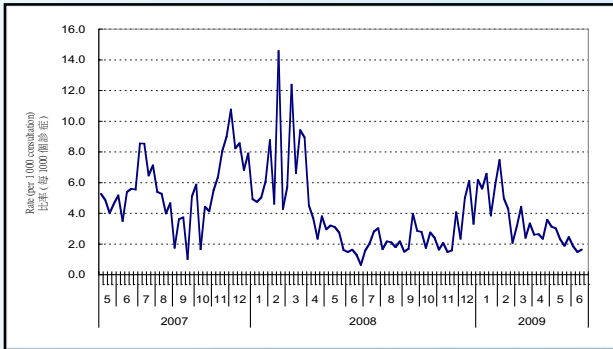
In week 25 (Jun 14 to 20), 0.12% of residents in the sentinel residential care homes for the elderly had fever (Figure 4).

第25週 (六月十四日至二十日)，0.12%定點安老院舍的院友出現發燒徵狀(圖四)。

Source of data:

CDC FLUVIEW; Public Health Agency of Canada FluWatch and Europe Influenza Surveillance Scheme. Hospital Authority(\*); ILI consultations in Sentinel Private Doctors and General Outpatient Clinics; positive influenza detections from Virology Division of Public Health Laboratory Services Branch; notifications of influenza outbreaks received from the Centre for Health Protection; Sentinel Surveillance Systems at Child Care Centres (CCC); Sentinel Surveillance Systems at Residential Care Homes for the Elderly (RCHHE).

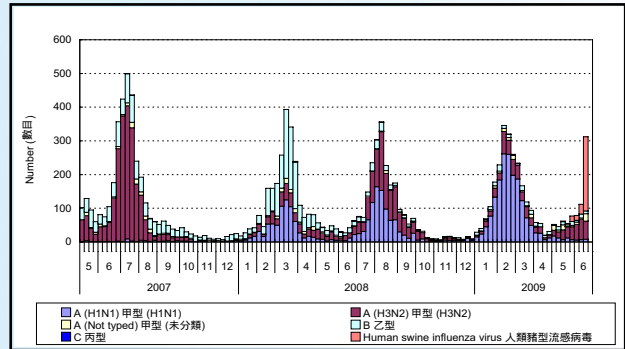
**Figure 5: Influenza-like Illness Surveillance Among Sentinel Chinese Medicine Practitioners, 2007-09**  
 圖五: 中醫師的疑似流感監測, 2007-09



In week 25 (Jun 14 to 20), the average consultation rates for ILI among Chinese medicine practitioners (Figure 5) were 1.65 per 1,000 consultations.

第25週(六月十四日至二十日), 定點中醫師呈報的疑似流感個案平均數為1.65 (每千名求診個案計)(圖五)。

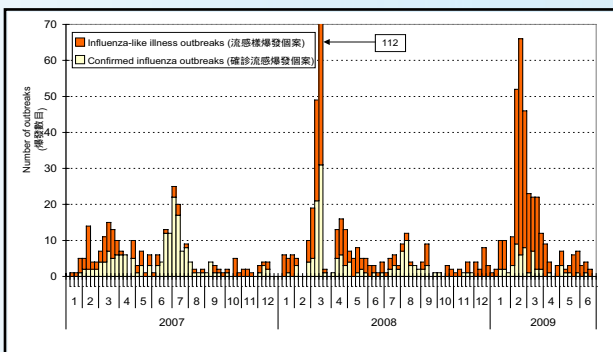
**Figure 6: Influenza virus detections (Laboratory Surveillance), 2007-09**  
 圖六: 流行性感冒病毒化驗數目(實驗室監測), 2007-09



Influenza detection was 312 in week 25 (Jun 14 to 20). Laboratory surveillance detected 8 influenza A (H1N1) viruses, 220 human swine influenza viruses, 54 influenza A (H3N2) viruses, and 8 influenza B viruses (Figure 6).

第25週(六月十四日至二十日), 實驗室檢測到流行性感冒病毒的樣本數目為312個。實驗室監測共測定8個甲型流行性感冒(H1N1)病毒樣本、220個人類豬型流感病毒、54個甲型流行性感冒(H3N2)病毒樣本及8個乙型流行性感冒病毒樣本(圖六)。

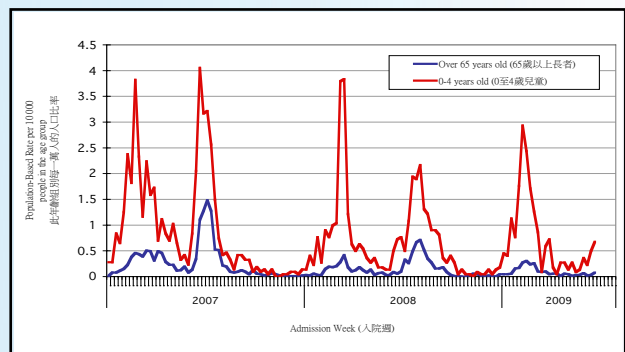
**Figure 7: Influenza-like-illness and Confirmed Influenza Outbreak Monitoring, 2007-09**  
 圖七: 流感樣及確診流感爆發監測, 2007-09



In week 25 (Jun 14 to 20), there were 2 influenza-like illness (ILI) outbreaks received and none of them were confirmed influenza outbreak. In the first 5 days of week 26 (as of Jun 25, 2009), there were no ILI outbreaks received (Figure 7).

第25週(六月十四日至二十日), 本中心收到2宗流感樣爆發的報告, 沒有確診流感爆發。第26週的首5天(截至六月二十五日為止), 未有收到流感樣爆發的報告(圖七)。

**Figure 8: Hospital admission rates with principal diagnosis of influenza\*, 2007-09**  
 圖八: 主要診斷為流感的病人入院率\*, 2007-09



In week 25 (Jun 14 to 20), hospital admission rate due to influenza for the elderly 65 years old or above was 0.08 (per 10,000 people in the age group) (blue line in Figure 8) and that for children aged 0 to 4 years was 0.68 (per 10,000 people in the age group) (red line in Figure 8).

第25週(六月十四日至二十日), 65歲或以上人士因流感而入院的數字為0.08 (此年齡組別每一萬人的入口)(圖八:藍色線)。0至4歲小童因流感而入院的數字為0.68 (此年齡組別每一萬人的入口)(圖八:紅色線)。

**Report under paediatric surveillance programme**  
**兒童監察安排**

In week 25 (Jun 14 to 20), no children aged 12 years or below was reported under the paediatric surveillance programme. As of Jun 25 (in the first 5 days of week 26), no new reports was received under the paediatric surveillance programme.  
 第25週(六月十四日至二十日), 兒童監察安排沒有收到新個案。截至六月二十五日(第26週的首5天), 沒有收到新個案。

**Global Situation (As of Jun 13, 2009)**  
**世界各地的情況(截至六月十三日)**

Activity of seasonal influenza activity decreased in US. Activity of seasonal influenza activity increased in Canada. Activity of seasonal influenza activity in Europe remained at baseline levels.  
 美國的季節性流行性感冒活躍程度下降。加拿大的季節性流行性感冒活躍程度上升。歐洲的季節性流感活躍程度保持在基線水平。

Source of data: CDC FLUVIEW; Public Health Agency of Canada FluWatch and Europe Influenza Surveillance Scheme. Hospital Authority(\*); ILI consultations in Sentinel Private Doctors and General Outpatient Clinics; positive influenza detections from Virology Division of Public Health Laboratory Services Branch; notifications of influenza outbreaks received from the Centre for Health Protection; Sentinel Surveillance Systems at Child Care Centres (CCC); Sentinel Surveillance Systems at Residential Care Homes for the Elderly (RCHHE).