

FLU EXPRESS

流感速遞

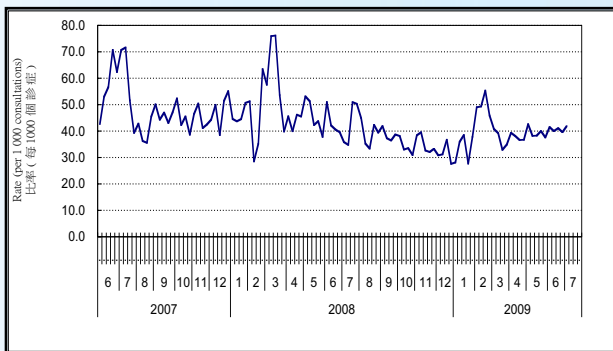


Flu Express is a weekly report for the influenza season 2008/09 produced by the Respiratory Disease Office of the Centre for Health Protection. It summarizes and monitors local and global influenza surveillance activities over the influenza season. 流感速遞是由衛生防護中心呼吸疾病辦事處每星期報告有關2008/09流感季節的資訊。流感速遞總結和監察本地及世界各地在流感季節的流行性感冒流行情況。

Situation in Hong Kong (As of Jul 9, 2009) 香港情況 (截至七月九日)

Laboratory surveillance data showed that the seasonal influenza activity had increased and human swine influenza remained active in Hong Kong.
實驗室監測數據顯示香港的季節性流行性感冒活躍程度上升，而人類感染豬型流感仍然活躍。

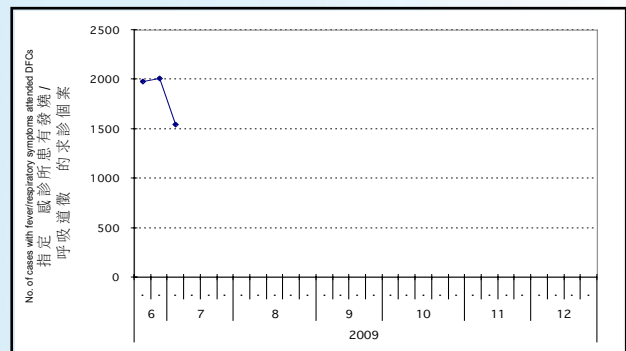
Figure 1: Influenza-like Illness Surveillance Among Sentinel Private Doctors, 2007-09
圖一：定點私家醫生的流感樣病例監測, 2007-09



In week 27 (Jun 28 to Jul 4), the average consultation rates for ILI among sentinel private doctors were 41.9 (per 1,000 consultations) (Figure 1).

第27週 (六月二十八日至七月四日)，定點私家醫生呈報的流感樣病例個案平均數為41.9宗(每千名求診個案計) (圖一)。

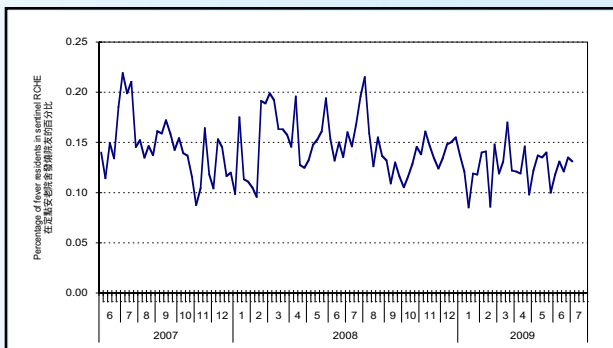
Figure 2: Influenza surveillance at Designated Flu Clinics (DFCs), 2009
圖二：指定流感診所的流行性感冒監測, 2009



After activation of Designated Flu Clinics (DFCs) by Hospital Authority on Jun 13, 2009, there were 1546 cases with fever/respiratory symptoms attended DFCs from Jun 28 to Jul 4 (week 27) (Figure 2).

自二零零九年六月十三日醫院管理局啟動指定流感診所後，由六月二十八日至七月四日(第27週)，共有1546宗有發燒/呼吸道徵狀的個案到指定流感診所求診(圖二)。

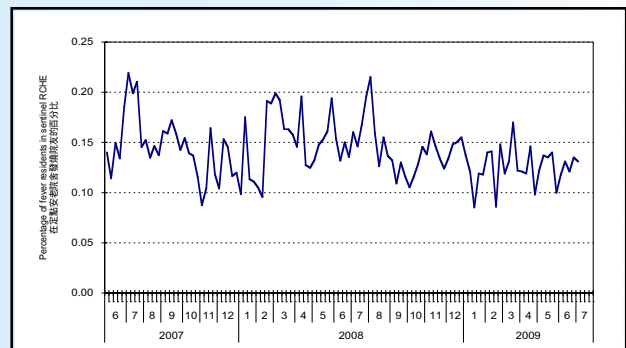
Figure 3: Fever Surveillance at Sentinel Child Care Centres, 2007-09
圖三：定點幼兒中心的發燒監測, 2007-09



In week 27 (Jun 28 to Jul 4), fever surveillance at sentinel child care centres was temporarily suspended. (Figure 3).

第27週 (六月二十八日至七月四日)，定點幼兒中心的發燒監測暫停(圖三)。

Figure 4: Fever Surveillance at Sentinel Residential Care Homes for the Elderly, 2007-09
圖四：定點安老院舍的發燒監測, 2007-09



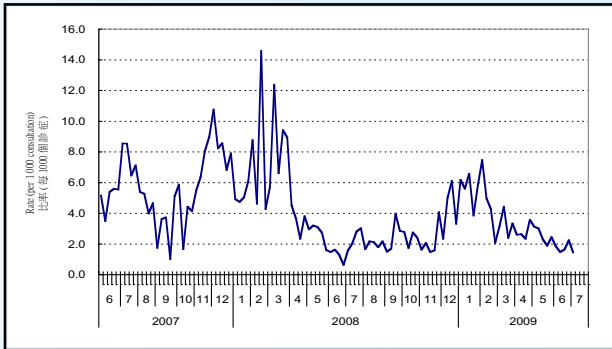
In week 27 (Jun 28 to Jul 4), 0.13% of residents in the sentinel residential care homes for the elderly had fever (Figure 4).

第27週 (六月二十八日至七月四日)，0.13%定點安老院舍的院友出現發燒徵狀(圖四)。

Source of data:

CDC FLUVIEW; Public Health Agency of Canada FluWatch and Europe Influenza Surveillance Scheme. Hospital Authority(*); ILI consultations in Sentinel Private Doctors and General Outpatient Clinics; positive influenza detections from Virology Division of Public Health Laboratory Services Branch; notifications of influenza outbreaks received from the Centre for Health Protection; Sentinel Surveillance Systems at Child Care Centres (CCC); Sentinel Surveillance Systems at Residential Care Homes for the Elderly (RCHCE).

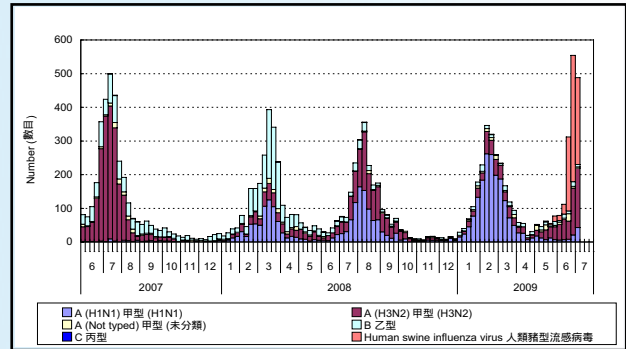
Figure 5: Influenza-like Illness Surveillance Among Sentinel Chinese Medicine Practitioners, 2007-09
 圖五: 中醫師的疑似流感監測, 2007-09



In week 27 (Jun 28 to Jul 4), the average consultation rates for ILI among chinese medicine practitioners (Figure 5) were 1.44 per 1,000 consultations.

第27週(六月二十八日至七月四日), 定點中醫師呈報的疑似流感個案平均數為1.44(每千名求診個案計)(圖五)。

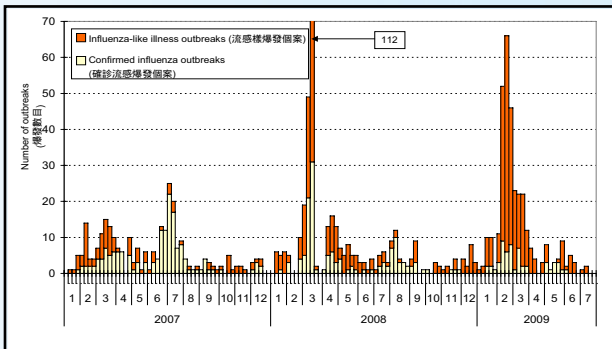
Figure 6: Influenza virus detections (Laboratory Surveillance), 2007-09
 圖六: 流行性感冒病毒化驗數目(實驗室監測), 2007-09



Influenza detection was 488 in week 27 (Jun 28 to Jul 4). Laboratory surveillance detected 43 influenza A (H1N1) viruses, 258 human swine influenza viruses, 176 influenza A (H3N2) viruses and 7 influenza B viruses (Figure 6).

第27週(六月二十八日至七月四日), 實驗室檢測到流行性感冒病毒的樣本數目為488個。實驗室監測共測定43個甲型流行性感冒(H1N1)病毒樣本、258個人類豬型流感病毒、176個甲型流行性感冒(H3N2)病毒樣本及7個乙型流行性感冒病毒樣本(圖六)。

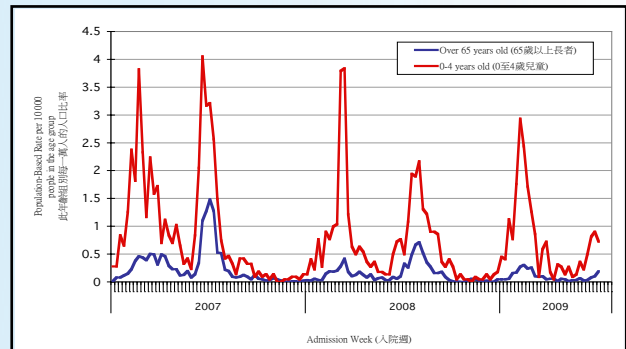
Figure 7: Influenza-like-illness and Confirmed Influenza Outbreak Monitoring, 2007-09
 圖七: 流感樣及確診流感爆發監測, 2007-09



In week 27 (Jun 28 to Jul 4), there was 1 influenza-like illness (ILI) outbreak received and no confirmed influenza outbreaks. In the first 5 days of week 28 (as of Jul 9, 2009), there were 2 ILI outbreaks received and none of them were confirmed influenza outbreaks (Figure 7).

第27週(六月二十八日至七月四日), 本中心收到1宗流感樣爆發的報告, 沒有確診流感爆發。第28週的首5天(截至七月九日為止), 收到2宗流感樣爆發的報告, 沒有確診流感爆發(圖七)。

Figure 8: Hospital admission rates with principal diagnosis of influenza*, 2007-09
 圖八: 主要診斷為流感的病人入院率*, 2007-09



In week 27 (Jun 28 to Jul 4), hospital admission rate due to influenza for the elderly 65 years old or above was 0.19 (per 10,000 people in the age group) (blue line in Figure 8) and that for children aged 0 to 4 years was 0.72 (per 10,000 people in the age group) (red line in Figure 8).

第27週(六月二十八日至七月四日), 65歲或以上人士因流感而入院的數字為0.19(此年齡組別每一萬人的入口)(圖八:藍色線)。0至4歲小童因流感而入院的數字為0.72(此年齡組別每一萬人的入口)(圖八:紅色線)。

Report under paediatric surveillance programme
兒童監察安排

In week 27 (Jun 28 to Jul 4), no children aged 12 years or below was reported under the paediatric surveillance programme. As of Jul 9 (in the first 5 days of week 28), no new reports was received under the paediatric surveillance programme.
 第27週(六月二十八日至七月四日), 兒童監察安排沒有收到新個案。截至七月九日(第28週的首5天), 沒有收到新個案。

Global Situation (As of Jun 27, 2009)
世界各地的情況(截至六月二十七日)

Activity of seasonal influenza activity decreased in US. ILI consultations rates and proportion of influenza positive tests remained high in Canada. Continued pandemic H1N1 influenza detections in the European Region, with two countries reporting influenza activity above baseline levels.

美國的季節性流行性感冒活躍程度下降。加拿大的流感樣求診比率及流感比例保持在高水平。流感大流行H1N1的數字在歐洲持續上升, 而其中兩個國家的流感活躍程度高於基線水平。

Source of data: CDC FLUVIEW; Public Health Agency of Canada FluWatch and Europe Influenza Surveillance Scheme. Hospital Authority(*): ILI consultations in Sentinel Private Doctors and General Outpatient Clinics; positive influenza detections from Virology Division of Public Health Laboratory Services Branch; notifications of influenza outbreaks received from the Centre for Health Protection; Sentinel Surveillance Systems at Child Care Centres (CCC); Sentinel Surveillance Systems at Residential Care Homes for the Elderly (RCHE).