

FLU EXPRESS

流感速遞



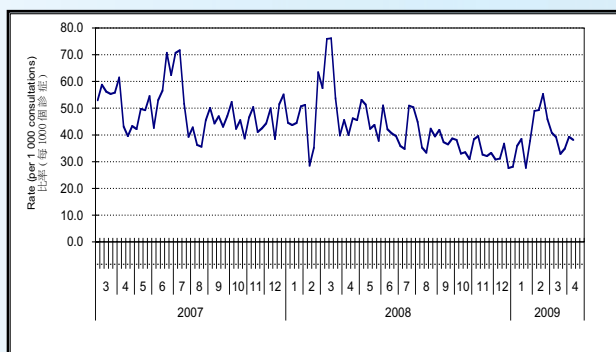
Department of Health
Hong Kong SAR

Flu Express is a weekly report for the influenza season 2008/09 produced by the Respiratory Disease Office of the Centre for Health Protection. It summarizes and monitors local and global influenza surveillance activities over the influenza season.
流感速遞是由衛生防護中心呼吸疾病辦事處每星期報告有關2008/09流感季節的資訊。流感速遞總結和監察本地及世界各地在流感季節的流行性感冒流行情況。

Situation in Hong Kong (As of Apr 16, 2009) 香港情況 (截至四月十六日)

The influenza activity has returned to baseline level in Hong Kong.
香港的流行性感冒活躍程度已回落至基線水平。

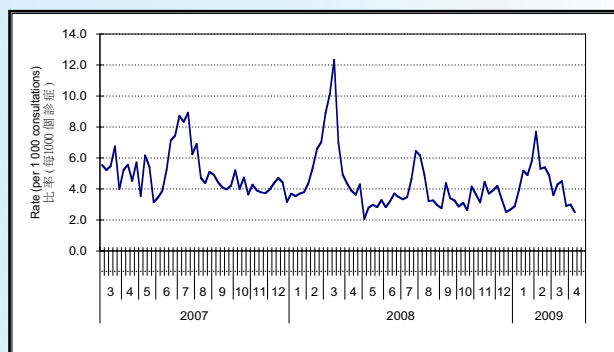
Figure 1: Influenza-like Illness Surveillance Among Sentinel Private Doctors, 2007-09
圖一: 定點私家醫生的流感樣病例監測, 2007-09



In week 15 (Apr 5 to 11), the average consultation rates for ILI among sentinel private doctors were 38.1 (per 1,000 consultations) (Figure 1).

第15週 (四月五日至十一日), 定點私家醫生呈報的流感樣病例個案平均數為38.1宗(每千名求診個案計) (圖一)。

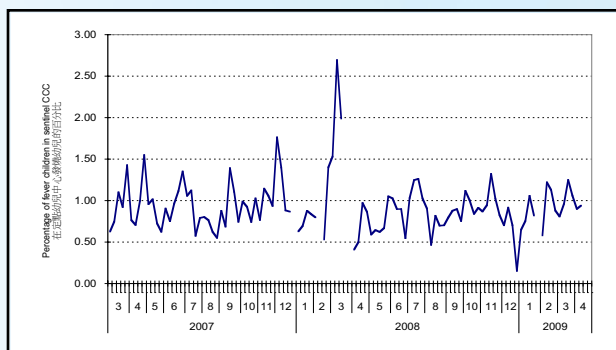
Figure 2: Influenza-like Illness Surveillance Among Sentinel General Outpatient Clinics, 2007-09
圖二: 定點普通科診所的流感樣病例監測, 2007-09



In week 15 (Apr 5 to 11), the average consultation rates for ILI among sentinel general outpatient clinics were 2.5 (per 1,000 consultations) (Figure 2).

第15週 (四月五日至十一日), 定點普通科診所呈報的流感樣病例個案平均數為2.5宗(每千名求診個案計) (圖二)。

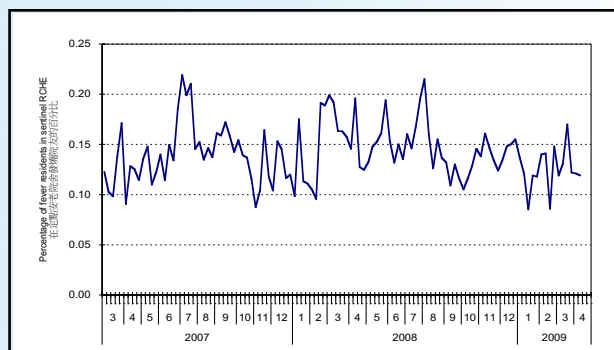
Figure 3: Fever Surveillance at Sentinel Child Care Centres, 2007-09
圖三: 定點幼兒中心的發燒監測, 2007-09



In week 15 (Apr 5 to 11), 0.94% of children in the sentinel child care centres had fever (Figure 3).

第15週 (四月五日至十一日), 0.94%定點幼兒中心的幼兒出現發燒徵狀(圖三)。

Figure 4: Fever Surveillance at Sentinel Residential Care Homes for the Elderly, 2007-09
圖四: 定點安老院舍的發燒監測, 2007-09



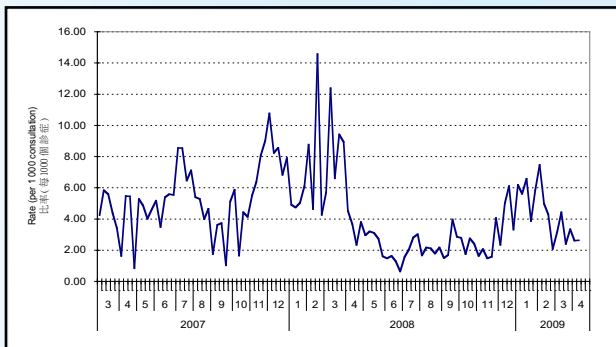
In week 15 (Apr 5 to 11), 0.12% of residents in the sentinel residential care homes for the elderly had fever (Figure 4).

第15週 (四月五日至十一日), 0.12%定點安老院舍的院友出現發燒徵狀(圖四)。

Source of data:

CDC FLUVIEW; Public Health Agency of Canada FluWatch and Europe Influenza Surveillance Scheme. Hospital Authority(*); ILI consultations in Sentinel Private Doctors and General Outpatient Clinics; positive influenza detections from Virology Division of Public Health Laboratory Services Branch; notifications of influenza outbreaks received from the Centre for Health Protection; Sentinel Surveillance Systems at Child Care Centres (CCC); Sentinel Surveillance Systems at Residential Care Homes for the Elderly (RCHE).

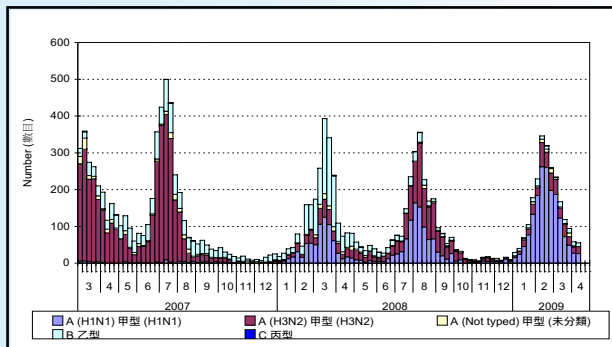
Figure 5: Influenza-like Illness Surveillance Among Sentinel Chinese Medicine Practitioners, 2007-09
圖五: 中醫師的疑似流感監測, 2007-09



In week 15 (Apr 5 to 11), the average consultation rates for ILI among Chinese medicine practitioners (Figure 5) were 2.64 per 1,000 consultations.

第15週(四月五日至十一日), 定點中醫師呈報的疑似流感個案平均數為2.64(每千名求診個案計)(圖五)。

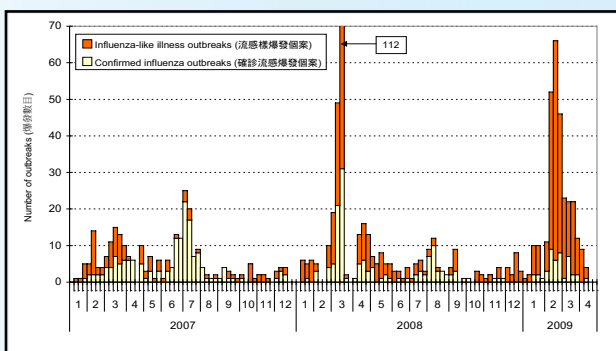
Figure 6: Influenza virus detections (Laboratory Surveillance), 2007-09
圖六: 流行性感冒病毒化驗數目(實驗室監測), 2007-09



Influenza detection was 55 in week 15 (Apr 5 to 11). Laboratory surveillance detected 26 influenza A (H1N1) viruses, 19 influenza A (H3N2) viruses and 10 influenza B viruses (Figure 6).

第15週(四月五日至十一日), 實驗室檢測到流行性感冒病毒的樣本數目為55個。實驗室監測共測定26個甲型流行性感冒(H1N1)病毒樣本、19個甲型流行性感冒(H3N2)病毒樣本及10個乙型流行性感冒病毒樣本(圖六)。

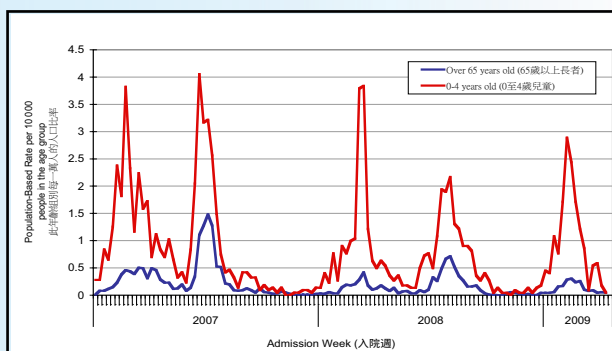
Figure 7: Influenza-like-illness and Confirmed Influenza Outbreak Monitoring, 2007-09
圖七: 流感樣及確診流感爆發監測, 2007-09



In week 15 (Apr 5 to 11), there were 4 influenza-like illness (ILI) outbreaks received and 1 of them were confirmed influenza outbreaks. In the first 5 days of week 16 (as of Apr 16, 2009), there were no ILI outbreaks received (Figure 7).

第15週(四月五日至十一日), 本中心收到4宗流感樣爆發的報告, 有1宗確診流感爆發的報告。第16週的首5天(截至四月十六日為止), 未有收到流感樣爆發的報告(圖七)。

Figure 8: Hospital admission rates with principal diagnosis of influenza*, 2007-09
圖八: 主要診斷為流感的病人入院率*, 2007-09



In week 15 (Apr 5 to 11), hospital admission rate due to influenza for the elderly 65 years old or above was 0.05 (per 10,000 people in the age group) (blue line in Figure 8) and that for children aged 0 to 4 years was 0.05 (per 10,000 people in the age group) (red line in Figure 8).

第15週(四月五日至十一日), 65歲或以上人士因流感而入院的數字為0.05(此年齡組別每一萬人的比率)(圖八:藍色線)。0至4歲小童因流感而入院的數字為0.05(此年齡組別每一萬人的比率)(圖八:紅色線)。

Report under paediatric surveillance programme

兒童監察安排

In week 15 (Apr 5 to 11), no children aged 12 years or below was reported under the paediatric surveillance programme. As of Apr 16 (in the first 5 days of week 16), no new reports was received under the paediatric surveillance programme.

第15週(四月五日至十一日), 兒童監察安排沒有收到新個案。截至四月十六日(第16週的首5天), 沒有收到新個案。

Global Situation (As of Apr 4, 2009)

世界各地的情況(截至四月四日)

Influenza activity continued to decrease in US and Canada. Influenza activity in Europe is coming to an end. Epidemiological trend of influenza was lower than the mean of previous 3 weeks in Taiwan.

美國及加拿大的流行性感冒活躍程度繼續下降。歐洲的流感活躍程度將會完結。在台灣, 流感比率較前3週平均值下降。

Source of data:

CDC FLUVIEW; Public Health Agency of Canada FluWatch and Europe Influenza Surveillance Scheme. Hospital Authority(*); ILI consultations in Sentinel Private Doctors and General Outpatient Clinics; positive influenza detections from Virology Division of Public Health Laboratory Services Branch; notifications of influenza outbreaks received from the Centre for Health Protection; Sentinel Surveillance Systems at Child Care Centres (CCC); Sentinel Surveillance Systems at Residential Care Homes for the Elderly (RCHE).