

FLU EXPRESS

流感速遞

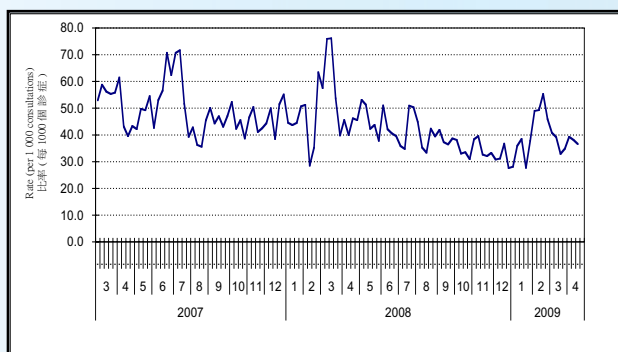


Flu Express is a weekly report for the influenza season 2008/09 produced by the Respiratory Disease Office of the Centre for Health Protection. It summarizes and monitors local and global influenza surveillance activities over the influenza season. 流感速遞是由衛生防護中心呼吸疾病辦事處每星期報告有關2008/09流感季節的資訊。流感速遞總結和監察本地及世界各地在流感季節的流行性感冒流行情況。

Situation in Hong Kong (As of Apr 23, 2009) 香港情況 (截至四月二十三日)

The influenza activity has returned to baseline level in Hong Kong.
香港的流行性感冒活躍程度已回落至基線水平。

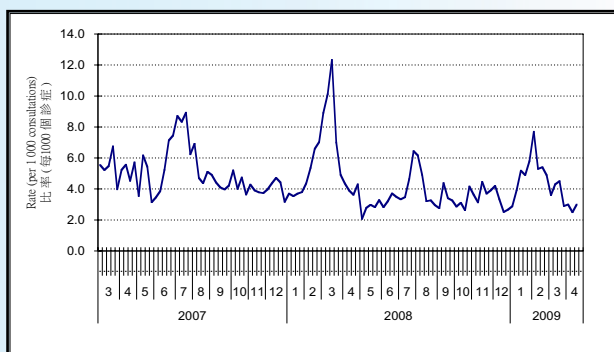
Figure 1: Influenza-like Illness Surveillance Among Sentinel Private Doctors, 2007-09
圖一: 定點私家醫生的流感樣病例監測, 2007-09



In week 16 (Apr 12 to 18), the average consultation rates for ILI among sentinel private doctors were 36.6 (per 1,000 consultations) (Figure 1).

第16週 (四月十二日至十八日), 定點私家醫生呈報的流感樣病例個案平均數為36.6宗(每千名求診個案計)(圖一)。

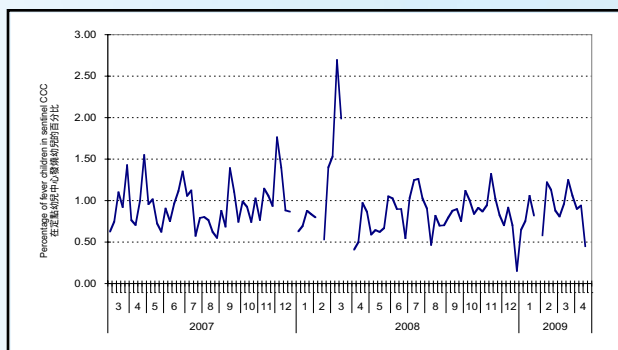
Figure 2: Influenza-like Illness Surveillance Among Sentinel General Outpatient Clinics, 2007-09
圖二: 定點普通科診所的流感樣病例監測, 2007-09



In week 16 (Apr 12 to 18), the average consultation rates for ILI among sentinel general outpatient clinics were 3.0 (per 1,000 consultations) (Figure 2).

第16週 (四月十二日至十八日), 定點普通科診所呈報的流感樣病例個案平均數為3.0宗(每千名求診個案計)(圖二)。

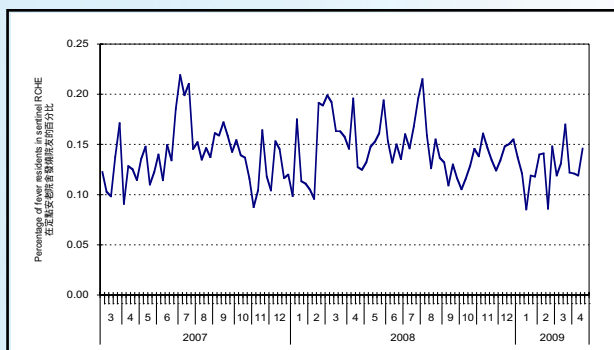
Figure 3: Fever Surveillance at Sentinel Child Care Centres, 2007-09
圖三: 定點幼兒中心的發燒監測, 2007-09



In week 16 (Apr 12 to 18), 0.45% of children in the sentinel child care centres had fever (Figure 3).

第16週 (四月十二日至十八日), 0.45%定點幼兒中心的幼兒出現發燒徵狀(圖三)。

Figure 4: Fever Surveillance at Sentinel Residential Care Homes for the Elderly, 2007-09
圖四: 定點安老院舍的發燒監測, 2007-09



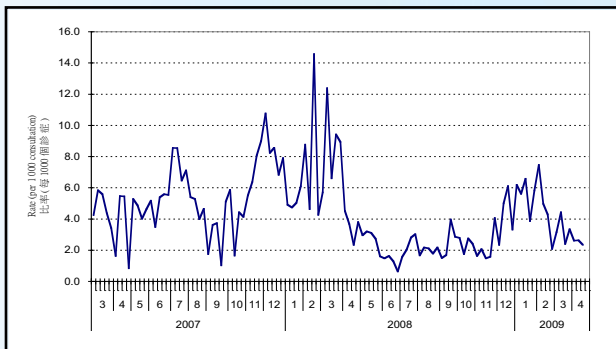
In week 16 (Apr 12 to 18), 0.15% of residents in the sentinel residential care homes for the elderly had fever (Figure 4).

第16週 (四月十二日至十八日), 0.15%定點安老院舍的院友出現發燒徵狀(圖四)。

Source of data:

CDC FLUVIEW; Public Health Agency of Canada FluWatch and Europe Influenza Surveillance Scheme. Hospital Authority(*); ILI consultations in Sentinel Private Doctors and General Outpatient Clinics; positive influenza detections from Virology Division of Public Health Laboratory Services Branch; notifications of influenza outbreaks received from the Centre for Health Protection; Sentinel Surveillance Systems at Child Care Centres (CCC); Sentinel Surveillance Systems at Residential Care Homes for the Elderly (RCH).

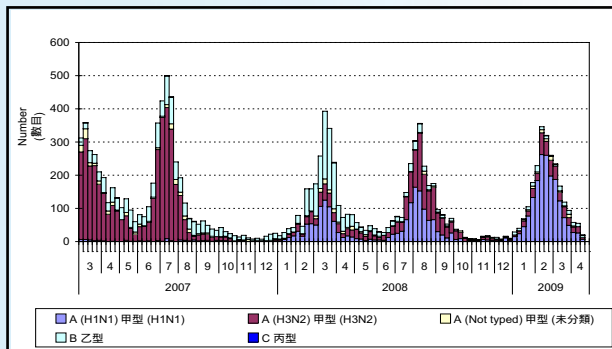
Figure 5: Influenza-like Illness Surveillance Among Sentinel Chinese Medicine Practitioners, 2007-09
 圖五: 中醫師的疑似流感監測, 2007-09



In week 16 (Apr 12 to 18), the average consultation rates for ILI among Chinese medicine practitioners (Figure 5) were 2.34 per 1,000 consultations.

第16週(四月十二日至十八日), 定點中醫師呈報的疑似流感個案平均數為2.34(每千名求診個案計)(圖五)。

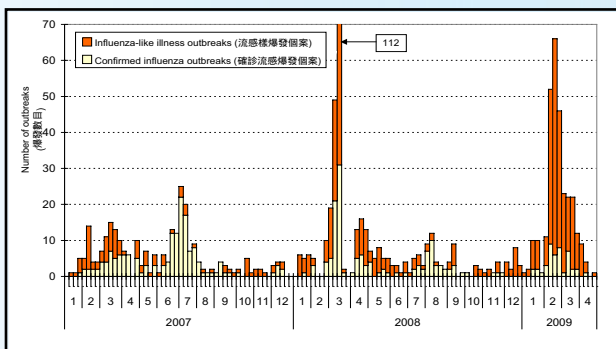
Figure 6: Influenza virus detections (Laboratory Surveillance), 2007-09
 圖六: 流行性感冒病毒化驗數目(實驗室監測), 2007-09



Influenza detection was 20 in week 16 (Apr 12 to 18). Laboratory surveillance detected 7 influenza A (H1N1) viruses, 6 influenza A (H3N2) viruses, 6 influenza B viruses and 1 influenza C virus (Figure 6).

第16週(四月十二日至十八日), 實驗室檢測到流行性感冒病毒的樣本數目為20個。實驗室監測共測定7個甲型流行性感冒(H1N1)病毒樣本、6個甲型流行性感冒(H3N2)病毒樣本、6個乙型流行性感冒病毒樣本及1個丙型流行性感冒病毒樣本(圖六)。

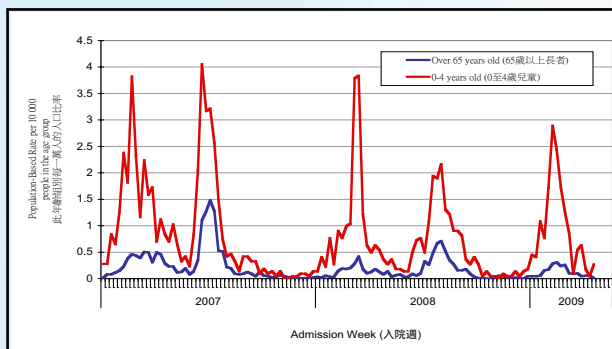
Figure 7: Influenza-like-illness and Confirmed Influenza Outbreak Monitoring, 2007-09
 圖七: 流感樣及確診流感爆發監測, 2007-09



In week 16 (Apr 12 to 18), there were no influenza-like illness (ILI) outbreaks received. In the first 5 days of week 17 (as of Apr 23, 2009), there was one ILI outbreak received (Figure 7).

第16週(四月十二日至十八日), 本中心沒有收到流感樣爆發的報告。第17週的首5天(截至四月二十三日為止), 收到1宗流感樣爆發的報告(圖七)。

Figure 8: Hospital admission rates with principal diagnosis of influenza*, 2007-09
 圖八: 主要診斷為流感的病人入院率*, 2007-09



In week 16 (Apr 12 to 18), hospital admission rate due to influenza for the elderly 65 years old or above was 0.01 (per 10,000 people in the age group) (blue line in Figure 8) and that for children aged 0 to 4 years was 0.27 (per 10,000 people in the age group) (red line in Figure 8).

第16週(四月十二日至十八日), 65歲或以上人士因流感而入院的數字為0.01(此年齡組別每一萬人的入口)(圖八:藍色線)。0至4歲小童因流感而入院的數字為0.27(此年齡組別每一萬人的入口)(圖八:紅色線)。

Report under paediatric surveillance programme

兒童監察安排

In week 16 (Apr 12 to 18), no children aged 12 years or below was reported under the paediatric surveillance programme. As of Apr 23 (in the first 5 days of week 17), no new reports was received under the paediatric surveillance programme.

第16週(四月十二日至十八日), 兒童監察安排沒有收到新個案。截至四月二十三日(第17週的首5天), 沒有收到新個案。

Global Situation (As of Apr 11, 2009)

世界各地的情況(截至四月十一日)

Influenza activity continued to decrease in US. In Canada, influenza activity was similar to previous week. Influenza activity in Europe is coming to an end. Epidemiological trend of influenza was lower than the mean of previous 3 weeks in Taiwan.

美國的流行性感冒活躍程度繼續下降。加拿大的流行性感冒活躍程度跟上週水平相約。歐洲的流感活躍程度將會完結。在臺灣, 流感比率較前3週平均值下降。

Source of data: CDC FLUVIEW; Public Health Agency of Canada FluWatch and Europe Influenza Surveillance Scheme. Hospital Authority(*); ILI consultations in Sentinel Private Doctors and General Outpatient Clinics; positive influenza detections from Virology Division of Public Health Laboratory Services Branch; notifications of influenza outbreaks received from the Centre for Health Protection; Sentinel Surveillance Systems at Child Care Centres (CCC); Sentinel Surveillance Systems at Residential Care Homes for the Elderly (RCHE).