

FLU EXPRESS

流感速遞

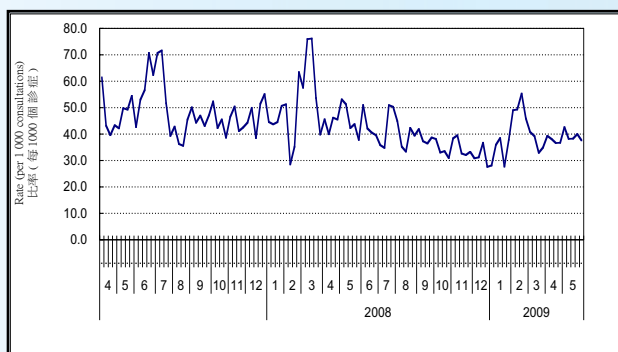


Flu Express is a weekly report for the influenza season 2008/09 produced by the Respiratory Disease Office of the Centre for Health Protection. It summarizes and monitors local and global influenza surveillance activities over the influenza season. 流感速遞是由衛生防護中心呼吸疾病辦事處每星期報告有關2008/09流感季節的資訊。流感速遞總結和監察本地及世界各地在流感季節的流行性感冒流行情況。

Situation in Hong Kong (As of Jun 4, 2009) 香港情況 (截至六月四日)

The influenza activity has remained at low level in Hong Kong.
香港的流行性感冒活躍程度仍維持在低水平。

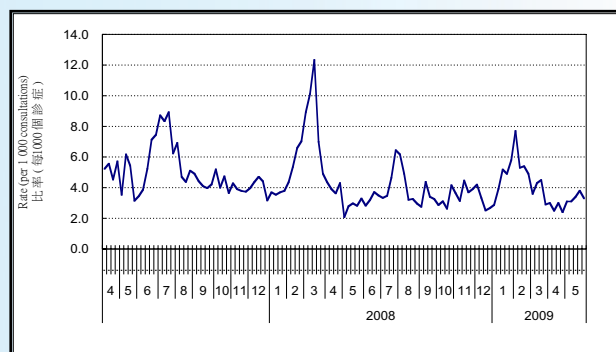
Figure 1: Influenza-like Illness Surveillance Among Sentinel Private Doctors, 2007-09
圖一: 定點私家醫生的流感樣病例監測, 2007-09



In week 22 (May 24 to 30), the average consultation rates for ILI among sentinel private doctors were 37.6 (per 1,000 consultations) (Figure 1).

第22週 (五月二十四日至三十日), 定點私家醫生呈報的流感樣病例個案平均數為37.6宗(每千名求診個案計)(圖一)。

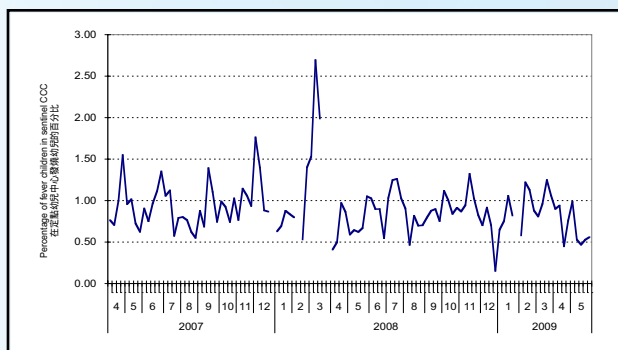
Figure 2: Influenza-like Illness Surveillance Among Sentinel General Outpatient Clinics, 2007-09
圖二: 定點普通科診所的流感樣病例監測, 2007-09



In week 22 (May 24 to 30), the average consultation rates for ILI among sentinel general outpatient clinics were 3.3 (per 1,000 consultations) (Figure 2).

第22週 (五月二十四日至三十日), 定點普通科診所呈報的流感樣病例個案平均數為3.3宗(每千名求診個案計)(圖二)。

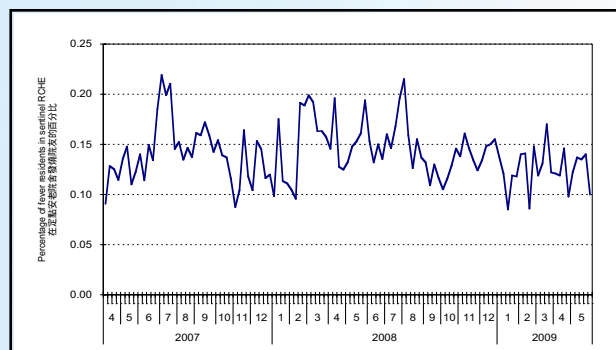
Figure 3: Fever Surveillance at Sentinel Child Care Centres, 2007-09
圖三: 定點幼兒中心的發燒監測, 2007-09



In week 22 (May 24 to 30), 0.56% of children in the sentinel child care centres had fever (Figure 3).

第22週 (五月二十四日至三十日), 0.56%定點幼兒中心的幼兒出現發燒徵狀(圖三)。

Figure 4: Fever Surveillance at Sentinel Residential Care Homes for the Elderly, 2007-09
圖四: 定點安老院舍的發燒監測, 2007-09



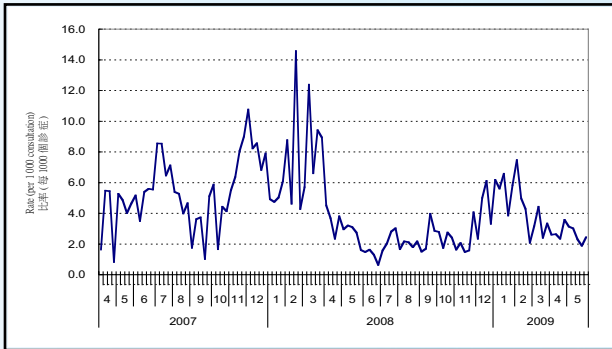
In week 22 (May 24 to 30), 0.10% of residents in the sentinel residential care homes for the elderly had fever (Figure 4).

第22週 (五月二十四日至三十日), 0.10%定點安老院舍的院友出現發燒徵狀(圖四)。

Source of data:

CDC FLUVIEW; Public Health Agency of Canada FluWatch and Europe Influenza Surveillance Scheme. Hospital Authority(*); ILI consultations in Sentinel Private Doctors and General Outpatient Clinics; positive influenza detections from Virology Division of Public Health Laboratory Services Branch; notifications of influenza outbreaks received from the Centre for Health Protection; Sentinel Surveillance Systems at Child Care Centres (CCC); Sentinel Surveillance Systems at Residential Care Homes for the Elderly (RCH).

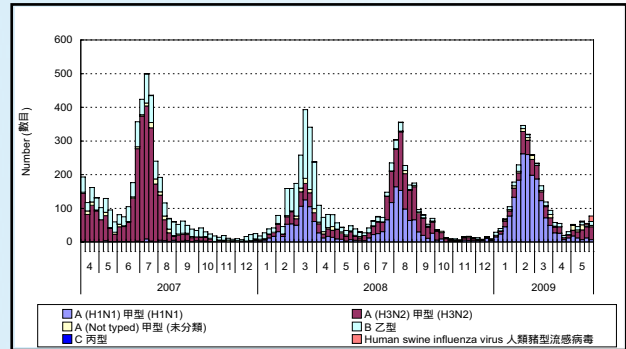
Figure 5: Influenza-like Illness Surveillance Among Sentinel Chinese Medicine Practitioners, 2007-09
 圖五: 中醫師的疑似流感監測, 2007-09



In week 22 (May 24 to 30), the average consultation rates for ILI among Chinese medicine practitioners (Figure 5) were 2.45 per 1,000 consultations.

第22週(五月二十四日至三十日), 定點中醫師呈報的疑似流感個案平均數為2.45(每千名求診個案計)(圖五)。

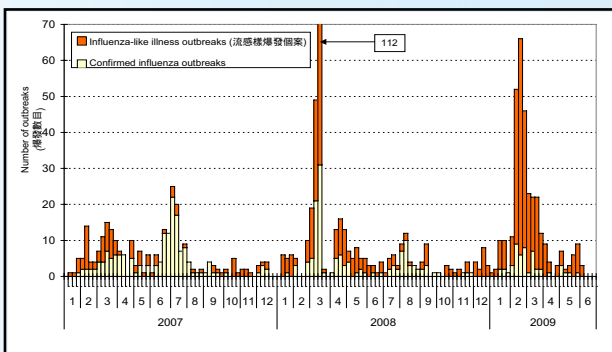
Figure 6: Influenza virus detections (Laboratory Surveillance), 2007-09
 圖六: 流行性感冒病毒化驗數目(實驗室監測), 2007-09



Influenza detection was 77 in week 22 (May 24 to 30). Laboratory surveillance detected 7 influenza A (H1N1) viruses, 16 human swine influenza viruses (all are imported cases), 38 influenza A (H3N2) viruses, and 12 influenza B viruses (Figure 6).

第22週(五月二十四日至三十日), 實驗室檢測到流行性感冒病毒的樣本數目為77個。實驗室監測共測定7個甲型流行性感冒(H1N1)病毒樣本、16個人類豬型流感病毒(均屬外地傳入個案)、38個甲型流行性感冒(H3N2)病毒樣本及12個乙型流行性感冒病毒樣本(圖六)。

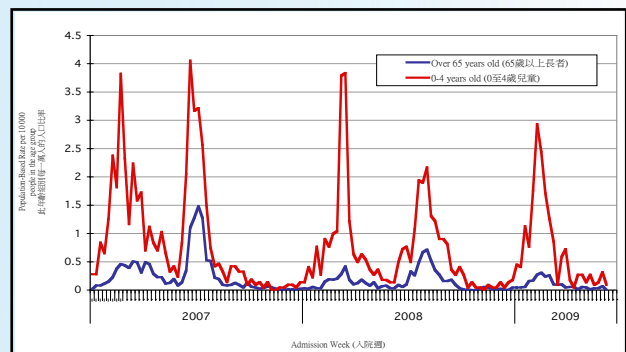
Figure 7: Influenza-like-illness and Confirmed Influenza Outbreak Monitoring, 2007-09
 圖七: 流感樣及確診流感爆發監測, 2007-09



In week 22 (May 24 to 30), there were 9 influenza-like illness (ILI) outbreaks received and 1 of them were confirmed influenza outbreak. In the first 5 days of week 23 (as of Jun 4, 2009), there were 3 ILI outbreaks received and none of them were confirmed influenza outbreaks (Figure 7).

第22週(五月二十四日至三十日), 本中心收到9宗流感樣爆發的報告, 1宗為確診流感爆發。第23週的首5天(截至六月四日為止), 收到3宗流感樣爆發的報告, 沒有確診流感爆發(圖七)。

Figure 8: Hospital admission rates with principal diagnosis of influenza*, 2007-09
 圖八: 主要診斷為流感的病人入院率*, 2007-09



In week 22 (May 24 to 30), hospital admission rate due to influenza for the elderly 65 years old or above was 0.07 (per 10,000 people in the age group) (blue line in Figure 8) and that for children aged 0 to 4 years was 0.32 (per 10,000 people in the age group) (red line in Figure 8).

第22週(五月二十四日至三十日), 65歲或以上人士因流感而入院的人數為0.07(此年齡組別每一萬人的入口)(圖八:藍色線)。0至4歲小童因流感而入院的人數為0.32(此年齡組別每一萬人的入口)(圖八:紅色線)。

Report under paediatric surveillance programme
兒童監察安排

In week 22 (May 24 to 30), no children aged 12 years or below was reported under the paediatric surveillance programme. As of Jun 4 (in the first 5 days of week 23), no new reports was received under the paediatric surveillance programme.
 第22週(五月二十四日至三十日), 兒童監察安排沒有收到新個案。截至六月四日(第23週的首5天), 沒有收到新個案。

Global Situation (As of May 23, 2009)
世界各地的情況(截至五月二十三日)

Activity of seasonal influenza activity decreased in US. Activity of seasonal influenza activity continued to decrease in Canada. Activity of seasonal influenza activity in Europe remained at baseline levels.
 美國的季節性流行性感冒活躍程度下降。加拿大的季節性流行性感冒活躍程度持續下降。歐洲的季節性流感活躍程度保持在基線水平。

Source of data:
 CDC FLUVIEW; Public Health Agency of Canada FluWatch and Europe Influenza Surveillance Scheme. Hospital Authority(*); ILI consultations in Sentinel Private Doctors and General Outpatient Clinics; positive influenza detections from Virology Division of Public Health Laboratory Services Branch; notifications of influenza outbreaks received from the Centre for Health Protection; Sentinel Surveillance Systems at Child Care Centres (CCC); Sentinel Surveillance Systems at Residential Care Homes for the Elderly (RCHE).