

EV SCAN is a weekly report produced by the Enteric and Vector-Borne Disease Office of the Centre for Health Protection. It summarizes the surveillance findings of local Hand, Foot and Mouth Disease (HFMD) and Enterovirus (EV) 71 infection. 腸病毒透視是由衛生防護中心腸道及傳病媒介疾病辦事處出版的週報。總結本地手足口病及腸病毒71型感染的監察數據。

Highlights 重點

- HFMD activity increased slightly as shown by surveillance data. 監測數據顯示手足口病活躍程度輕微上升。
- The usual peak season for HFMD and EV71 infection is from May to July. And in the past few years, a smaller winter peak also occurred from October to December. 手足口病及腸病毒 7 1 型感染的高峰期一般為五月至七月，而過去數年於十月至十二月亦出現一個較小型的冬季高峰期。
- HFMD is a common disease in children and may not necessarily be caused by EV 71. EV71 infection is of particular concern as it is more likely to be associated with severe complications and even death. 手足口病是一種常見於兒童的疾病，但未必由腸病毒 7 1 型所引起。腸病毒 7 1 型感染受到特別關注，是由於它較大機會出現嚴重的併發症，甚至死亡。

Latest case reporting in Hong Kong 香港的最新接獲個案

| HFMD institutional outbreaks [^] 手足口病院舍爆發 [^] | |
|--|----|
| Number reported this week (Week 11)* 本週接獲報告數目(第11週)* | 11 |
| Number reported last week (Week 10) 上週接獲報告數目(第10週) | 1 |
| Total number reported in 2010 2010年接獲報告總數 | 33 |

[^] Statistics on HFMD also includes herpangina
手足口病統計數字包括疱疹性咽峽炎

* Preliminary data for this week
本星期初步數據

| EV71 infections 腸病毒 7 1 型感染 | |
|---|---|
| Number reported this week (Week 11)* 本週接獲報告數目(第11週)* | 0 |
| Number reported last week (Week 10) 上週接獲報告數目(第10週) | 0 |
| Total number reported in 2010 2010年接獲報告總數 | 4 |
| Number of case(s) with severe complication in 2010 2010年有嚴重併發症的腸病毒 7 1 型個案數目 | 0 |
| Number of fatal case(s) in 2010 2010年死亡個案數目 | 0 |

Annual number of HFMD outbreaks and EV71 cases in Hong Kong

香港每年手足口病爆發和腸病毒 7 1 型個案數目

| Year 年份 | Number of HFMD institutional outbreaks (persons affected) 手足口病院舍爆發數目 [^] (受影響人數) | Number of EV71 cases 腸病毒 7 1 型 個案數字 | Number of EV71 cases with severe complication 有嚴重併發症的 腸病毒 7 1 型個案數字 | Number of fatal cases 死亡個案數字 |
|------------|--|---|---|---------------------------------|
| 2005 | 90 (656) | 8 | 0 | 0 |
| 2006 | 236 (1744) | 16 | 1 | 0 |
| 2007 | 157 (1081) | 12 | 0 | 0 |
| 2008 | 167 (967) | 98 | 8 | 1 |
| 2009 | 103 (726) | 31 | 3 | 1 |

[^] Statistics on HFMD also includes herpangina 手足口病統計數字包括疱疹性咽峽炎

Surveillance trends in Hong Kong 香港監測趨勢



Figure 1. No. of EV71 cases since 2008

圖一：自2008年起腸病毒 7 1 型個案數目

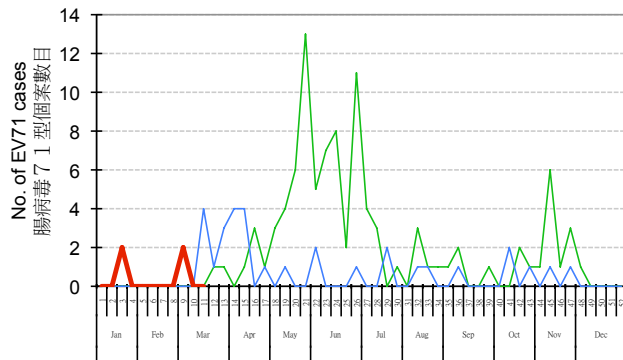


Figure 2. HFMD outbreaks in institutions since 2008

圖二：自2008年起手足口病院舍爆發數目

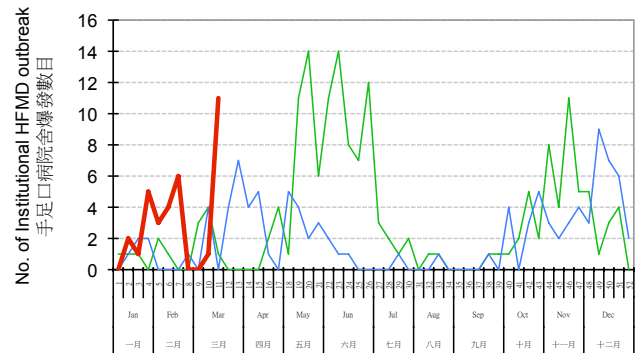


Figure 3. No. of hospital inpatients of HFMD since 2008

圖三：自2008年起手足口病住院病人數目

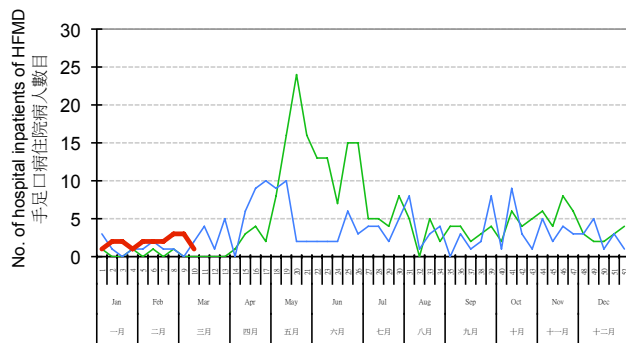


Figure 4. HFMD sentinel surveillance based at child care centres since 2008

圖四：自2008年起定點幼兒中心的手足口病情況

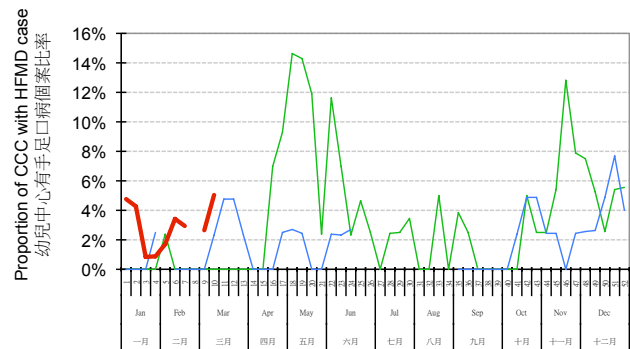


Figure 5. HFMD sentinel surveillance among general practitioners since 2008

圖五：自2008年起定點私家醫生的手足口病情況

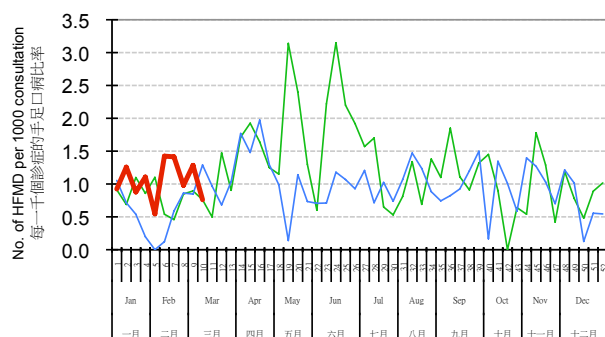
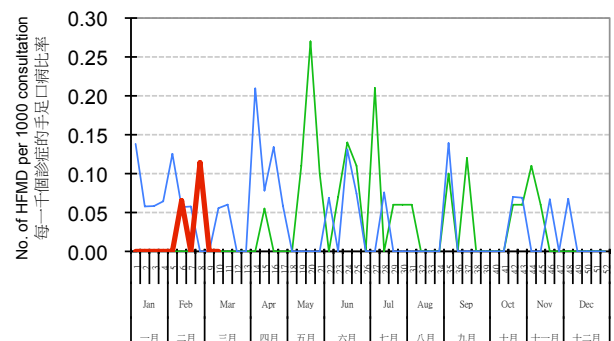


Figure 6. HFMD sentinel surveillance among general outpatient clinics since 2008

圖六：自2008年起定點普通科門診的手足口病情況



* Preliminary data for this week 本星期初步數據