

EV SCAN is a weekly report produced by the Enteric and Vector-borne Disease Office of the Centre for Health Protection. It summarises the surveillance findings of local situation of hand, foot and mouth disease (HFMD) and enterovirus 71 (EV71) infection.

腸病毒透視是由衛生防護中心腸道及傳病媒介疾病辦事處出版的週報，總結本地手足口病及腸病毒 71 型感染的監察數據。

HIGHLIGHTS 重點

- The activity of HFMD remains stable.
手足口病的情況維持平穩。
- The usual peak season for HFMD and EV71 infection is from May to July. In the past few years, a smaller winter peak also occurred from October to December.
手足口病及腸病毒71型感染的高峰期一般為五月至七月，過去數年於十月至十二月亦出現一個較小型的冬季高峰期。
- HFMD is a common disease in children usually caused by enteroviruses such as Coxsackie viruses and EV71. EV71 infection is of particular concern as it is more likely to be associated with severe medical complications and even death.
手足口病是一種常見於兒童的疾病，通常由腸病毒如柯薩奇病毒及腸病毒71型所引起。腸病毒71型感染受到特別關注，是由於它較大機會出現嚴重的併發症，甚至死亡。

LATEST FIGURES IN HONG KONG 本港最新個案數字

HFMD institutional outbreaks[^]

手足口病院舍爆發[^]

| | |
|---|---|
| Number reported this week (Week 1, Jan 1 to Jan 5)* 本週報告數目(第 1 週, 1 月 1 日至 1 月 5 日)* | 0 |
| Number reported last week (Week 53, Dec 25 to Dec 31) 上週報告數目(第 53 週, 12 月 25 日至 12 月 31 日) | 0 |
| Total number reported in 2012 2012 年報告總數 | 0 |

Laboratory confirmed EV71 infection

實驗室確診腸病毒 7 1 型感染

| | |
|---|---|
| Number reported this week (Week 1, Jan 1 to Jan 5)* 本週報告數目(第 1 週, 1 月 1 日至 1 月 5 日)* | 1 |
| Number reported last week (Week 53, Dec 25 to Dec 31) 上週報告數目(第 53 週, 12 月 25 日至 12 月 31 日) | 0 |
| Total number reported in 2012 2012 年報告總數 | 1 |
| Number of case(s) with severe complication in 2012 2012 年有嚴重併發症的個案數目 | 0 |
| Number of fatal case(s) in 2012 2012 年死亡個案數目 | 0 |

Severe paediatric enterovirus infection (other than EV71 and poliovirus)

兒童腸病毒相關的併發症及死亡個案(不包括腸病毒 7 1 型和脊髓灰質炎病毒)

| | |
|---|---|
| Number reported this week (Week 1, Jan 1 to Jan 5)* 本週報告數目(第 1 週, 1 月 1 日至 1 月 5 日)* | 0 |
| Number reported last week (Week 53, Dec 25 to Dec 31) 上週報告數目(第 53 週, 12 月 25 日至 12 月 31 日) | 0 |
| Total number reported in 2012 2012 年報告總數 | 0 |
| Number of fatal case(s) in 2012 2012 年死亡個案數目 | 0 |

[^] Statistics on HFMD also includes herpangina. 手足口病統計數字包括疱疹性咽峽炎。

* Preliminary data for this week. 本星期初步數據。

ANNUAL NUMBER OF HFMD OUTBREAKS AND EV71 INFECTION IN HONG KONG

本港每年手足口病爆發和腸病毒 7 1 型感染個案數目

| Year 年份 | Number of HFMD institutional outbreaks^(persons affected) 手足口病院舍爆發數目^(受影響人數) | Number of EV71 cases 腸病毒 7 1 型個案數字 | Number of EV71 cases with severe complication 有嚴重併發症的腸病毒 7 1 型個案數字 | Number of fatal EV71 cases 腸病毒 7 1 型死亡個案數字 |
|------------|---|---------------------------------------|---|---|
| 2007 | 157 (1081) | 12 | 0 | 0 |
| 2008 | 167 (967) | 98 | 8 | 1 |
| 2009 | 103 (727) | 31 | 3 | 1 |
| 2010 | 851 (5025) | 101 | 19 | 0 |
| 2011 | 253 (1296) | 68 | 4 | 1 |

^ Statistics on HFMD also includes herpangina. 手足口病統計數字包括疱疹性咽峽炎。

SURVEILLANCE TRENDS IN HONG KONG 本港監測趨勢

— 2010 — 2011 — 2012

* Preliminary data for this week. 本星期初步數據。

Figure 1. No. of EV71 cases since 2010*

圖一：自2010年起腸病毒 7 1 型個案數目*

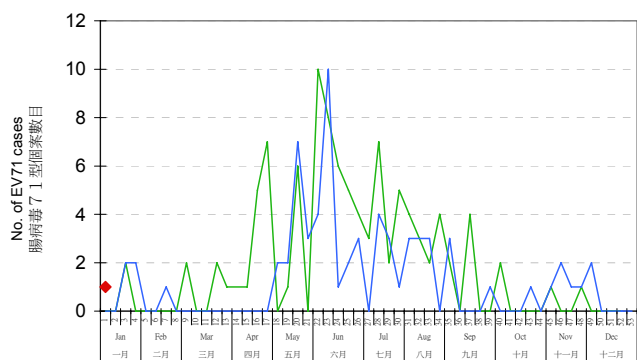


Figure 2. No. of HFMD outbreaks in institutions since 2010^*

圖二：自2010年起手足口病院舍爆發數目^*

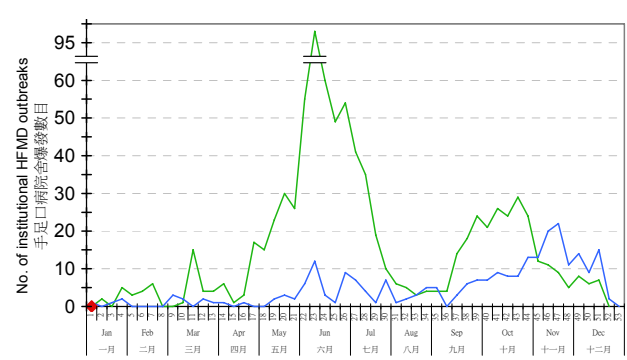


Figure 3. No. of hospital inpatients of HFMD since 2010

圖三：自2010年起手足口病住院病人數目

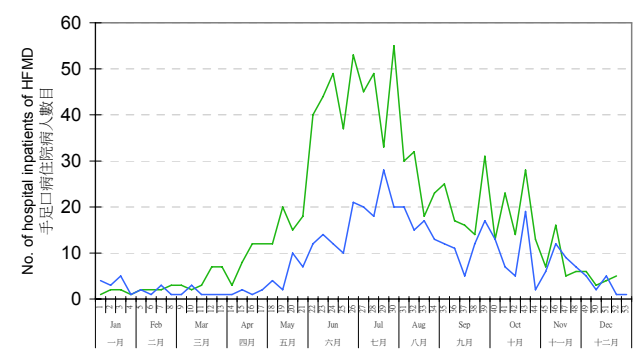


Figure 4. HFMD sentinel surveillance based at child care centres/kindergartens since 2010

圖四：自2010年起定點幼兒中心/幼稚園的手足口病情況

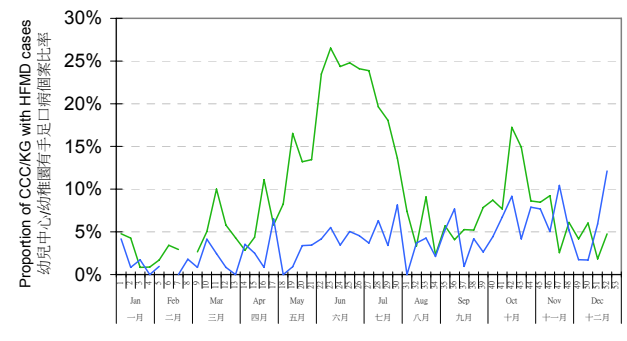


Figure 5. HFMD sentinel surveillance among general practitioners since 2010

圖五：自2010年起定點私家醫生的手足口病情況

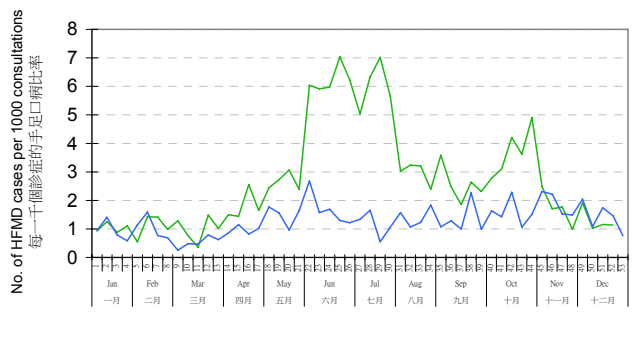


Figure 6. HFMD sentinel surveillance among general outpatient clinics since 2010

圖六：自2010年起定點普通科門診的手足口病情況

