# EVSCAN (Week 16) As of Apr 20, 2017

衞生防護中心 Centre for Health Protection
衞生署 Department of Health

**EV SCAN is a weekly report produced by the Enteric and Vector-borne Disease Office of the Centre for Health Protection, Department of Health. It summarises the surveillance findings of local situation of hand, foot and mouth disease (HFMD) and enterovirus 71 (EV71) infection.**

## HIGHLIGHTS

- The activity of hand, foot and mouth disease (HFMD) is at baseline level in Hong Kong.
- The usual peak season for HFMD and EV71 infection is from May to July. From 2012 to 2014 and 2016, a smaller peak also occurred from October to December. The HFMD activity in 2015 was unusual in that it remained at persistently high level since the summer peak and further increased in December.
- HFMD is a common disease in children usually caused by enteroviruses such as Coxsackieviruses and EV71. EV71 infection is of particular concern as it is more likely to be associated with severe medical complications and even death.

## LATEST FIGURES IN HONG KONG

### HFMD (including herpangina) institutional outbreaks

| Time Period | Number reported |
|---|---|
| This week, preliminary data (Week 16, Apr 16 to Apr 20) | 1 |
| Last week (Week 15, Apr 9 to Apr 15) | 4 |
| 2017 as of Apr 20 | 50 |

### Laboratory confirmed EV71 infection

| Time Period | Number reported |
|---|---|
| This week, preliminary data (Week 16, Apr 16 to Apr 20) | 0 |
| Last week (Week 15, Apr 9 to Apr 15) | 1 |
| 2017 as of Apr 20 | 13 |
| Cases with severe complication in 2017 as of Apr 20 | 1 |
| Fatal cases in 2017 as of Apr 20 | 0 |

### Severe paediatric enterovirus infection (other than EV71 and poliovirus)

| Time Period | Number reported |
|---|---|
| This week, preliminary data (Week 16, Apr 16 to Apr 20) | 0 |
| Last week (Week 15, Apr 9 to Apr 15) | 0 |
| 2017 as of Apr 20 | 1 |
| Fatal cases in 2017 as of Apr 20 | 0 |

## ANNUAL NUMBER OF HFMD OUTBREAKS AND EV71 INFECTION IN HONG KONG

| Year | Number of HFMD (including herpangina) institutional outbreaks | Persons affected in HFMD (including herpangina) institutional outbreaks | Number of EV71 cases | Number of EV71 deaths |
|---|---|---|---|---|
| 2011 | 253 | 1370 | 68 | 1 |
| 2012 | 382 | 2216 | 59 | 0 |
| 2013 | 779 | 5151 | 12 | 0 |
| 2014 | 346 | 2087 | 68 | 1 |
| 2015 | 691 | 4194 | 56 | 0 |
| 2016 | 874 | 5062 | 38 | 0 |

**Figure 1. No. of EV71 cases by week since 2015**

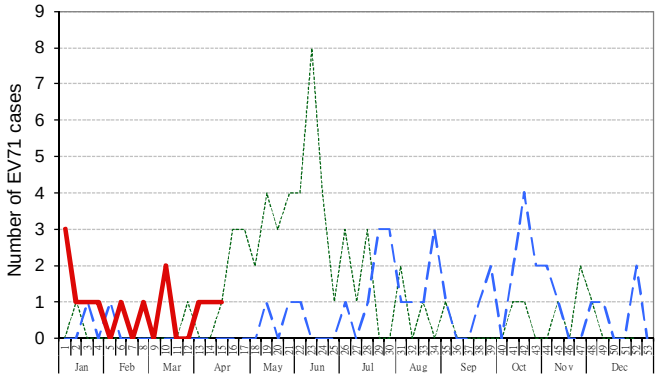


**Figure 2. No. of HFMD institutional outbreaks by week since 2015**

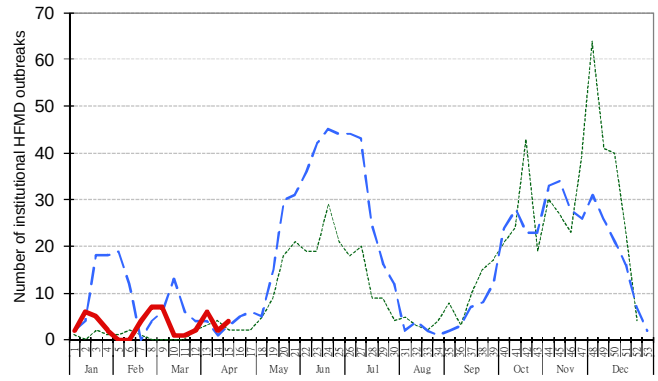


**Figure 3. No. of hospital admission episodes of HFMD by week since 2015**

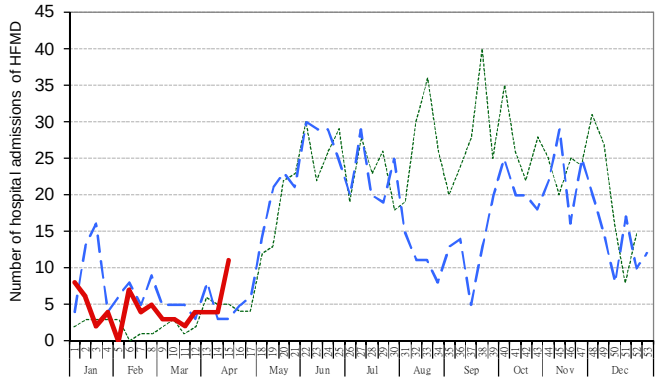


**Figure 4. Accident & Emergency Departments surveillance of HFMD syndrome group since 2015**

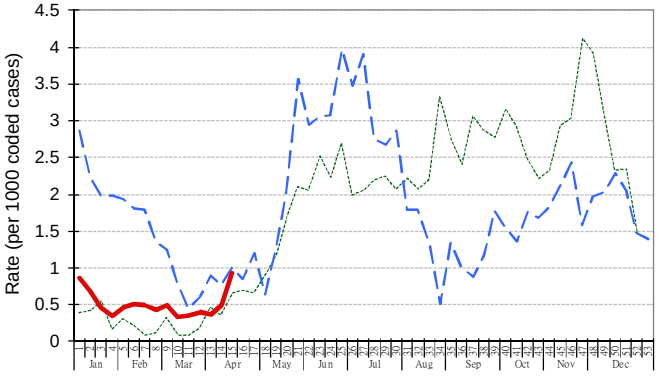


**Figure 5. HFMD sentinel surveillance based at child care centres/kindergartens by week since 2015**

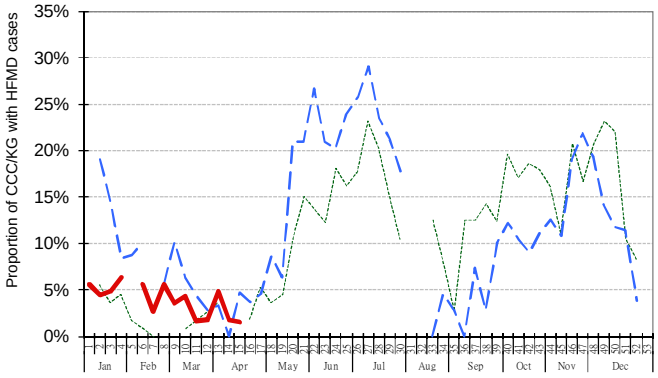


**Figure 6. HFMD sentinel surveillance among general practitioners by week since 2015**

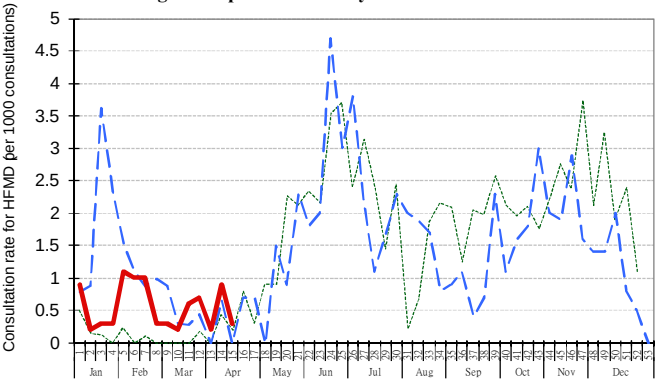


**Figure 7. HFMD sentinel surveillance among general outpatient clinics by week since 2015**

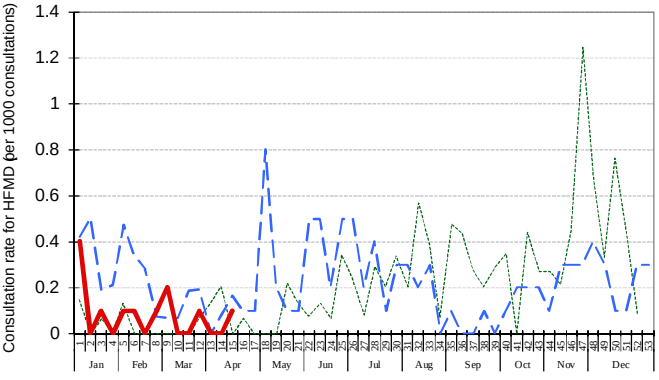


Legend: ------ 2015 ≠ ≠ ≠ 2016 ≠ ≠ 2017