

Swine and Seasonal Flu Monitor

人類豬型流感及季節性流感直擊



Swine and Seasonal Flu Monitor is a weekly report produced by the Respiratory Disease Office of the Centre for Health Protection. It summarizes and monitors the weekly situation of HSI and seasonal influenza in Hong Kong.

人類豬型流感及季節性流感直擊是由衛生防護中心呼吸疾病辦事處每星期報告及總結有關人類豬型流感及季節性流感的資訊。

Local situation on Human Swine Influenza (Pandemic influenza H1N1(2009)) (as of Jan 13, 2010)

本港人類豬型流感 (流感大流行H1N1(2009)) 的情況 (截至2010年1月13日)

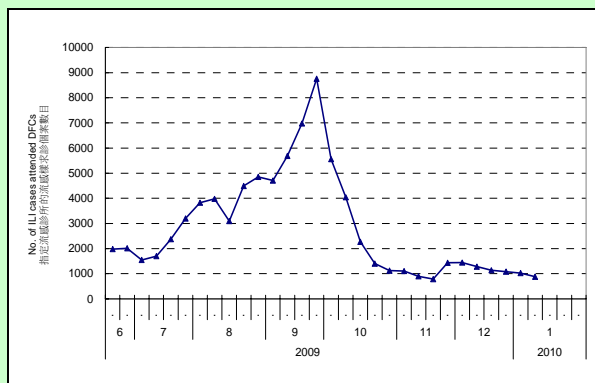
- The activity of human swine influenza (HSI) remains at similar level compared to the previous week as reflected by the number of attendances at designated flu clinics for influenza-like illness (ILI) (Fig 1) and the consultation rates for ILI at general practitioners' clinics (Fig 3). Currently about 33% of patients attending Designated Flu Clinics (DFCs) for ILI symptoms were tested positive for HSI (Fig 2). 指定流感診所的流感樣求診人數 (圖一) 及定點私家醫生呈報的流感樣病例個案數目 (圖三) 顯示人類豬型流感的活躍程度與上星期水平相若。現時約33%在指定流感診所所有收集樣本的求診者對人類豬型流感測試呈陽性反應 (圖二)。
- As of Jan 13, 2010, 106 patients with HSI infection remained in public hospitals. 截至二零一零年一月十三日, 106名患上人類豬型流感的病人仍然留院。
- The weekly number of severe cases recorded in week 2 (Jan 3 to 9, 2010) was 10. As of Jan 13, 2010, a total of 228 severe cases were recorded. These severe cases included 138 males and 90 females with ages ranged from 10 months to 95 years (median: 51 years). 第2週 (二零一零年一月三至九日), 有10宗嚴重個案。截至二零一零年一月十三日, 共有228宗嚴重個案, 涉及138名男性及90名女性, 年齡介乎10個月至95歲 (中位數: 51歲)。
- In week 2 (Jan 3 to 9, 2010), two fatal cases were recorded. As of Jan 13, 2010, a total of 56 fatal cases were recorded. They were 37 males and 19 females, age ranged from 11 to 95 years (median: 55 years). 第2週 (二零一零年一月三至九日), 共有2宗死亡個案。截至二零一零年一月十三日, 共有56宗死亡個案, 涉及37名男性及19名女性。年齡介乎11歲至95歲 (中位數: 55歲)。

Local situation on seasonal influenza (as of Jan 13, 2010)

本港流感情況 (截至2010年1月13日)

- The seasonal influenza activity is low. In week 2 (Jan 3 to 9, 2010), 0%, 4.0% and 14.1% of all circulating viruses were H1, H3 and B respectively (Fig 4). 季節性流感活躍程度處於低水平。第2週 (二零一零年一月三至九日), 甲型(H1)流感病毒、甲型(H3)流感病毒及乙型流感病毒分別佔所有檢測到的流感病毒0%、4.0%及14.1% (圖四)。

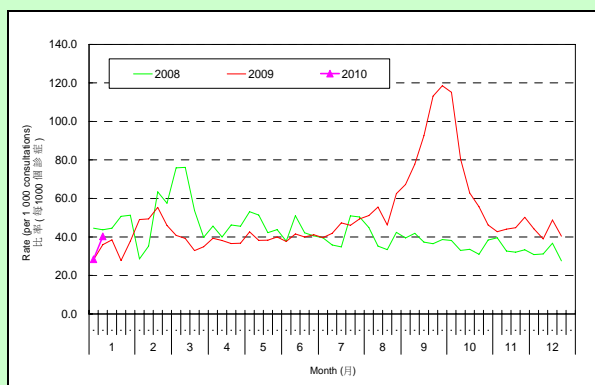
Figure 1: Influenza surveillance at Designated Flu Clinics (DFCs), 2009-10
圖一：指定流感診所的流行性感冒監測, 2009-10



The Designated Flu Clinics (DFCs) of Hospital Authority was activated on Jun 13, 2009. In week 2 (Jan 3 to 9, 2010), 886 patients with fever/respiratory symptoms attended DFCs (Figure 1).

醫院管理局在二零零九年六月十三日啟動指定流感診所。第2週(二零一零年一月三至九日), 共有886宗有發燒/呼吸道徵狀的個案到指定流感診所求診(圖一)。

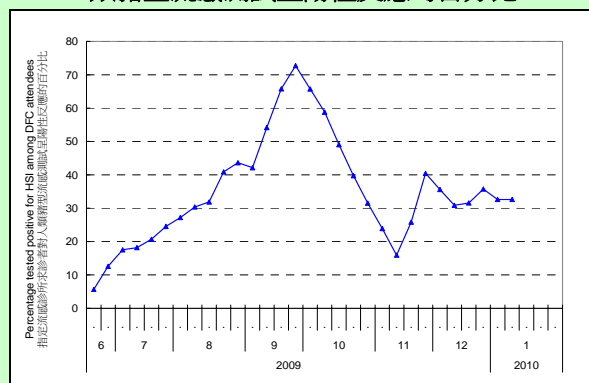
Figure 3: Influenza-like Illness Surveillance Among Sentinel Private Doctors, 2008-10
圖三：定點私家醫生的流感樣病例監測, 2008-10



In week 2 (Jan 3 to 9, 2010), the average consultation rates for ILI among sentinel private doctors were 40.3 (per 1,000 consultations) (Figure 3).

第2週(二零一零年一月三至九日), 定點私家醫生呈報的流感樣病例個案平均數為40.3宗(每千名求診個案計)(圖三)。

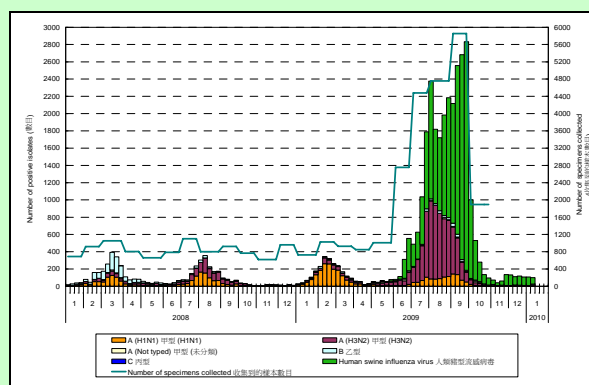
Figure 2: Percentage positive for HSI among tested patients in designated flu clinics
圖二：指定流感診所所有收集樣本的求診者對人類豬型流感測試呈陽性反應的百分比



In week 2 (Jan 3 to 9, 2010), 32.6% of DFC attendees, with specimens taken, were tested positive for human swine influenza (Figure 2).

第2週(二零一零年一月三至九日), 在指定流感診所求診者收集的樣本中, 32.6%對人類豬型流感測試呈陽性反應(圖二)。

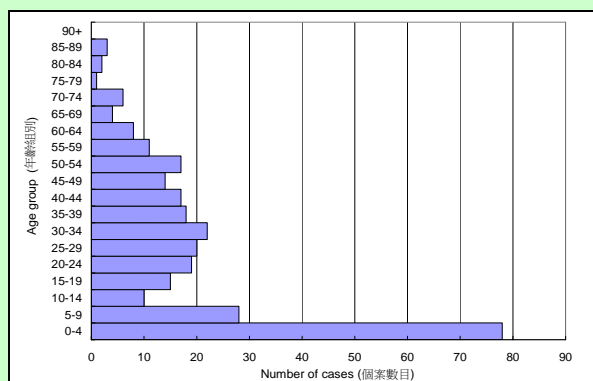
Figure 4: Influenza virus detections (Laboratory Surveillance), 2008-10
圖四：流行性感冒病毒化驗數目(實驗室監測), 2008-10



Influenza detection was 99 in week 2 (Jan 3 to 9, 2010). Laboratory surveillance detected 74 human swine influenza viruses, 4 influenza A (H3) viruses, 7 untyped influenza A viruses and 14 influenza B viruses (Figure 4).

第2週(二零一零年一月三至九日), 實驗室檢測到流行性感冒病毒的樣本數目為99個。實驗室監測共測定74個人類豬型流感病毒樣本、4個甲型(H3)流行性感冒病毒樣本、7個未分類的甲型流感病毒樣本及14個乙型流行性感冒病毒樣本(圖四)。

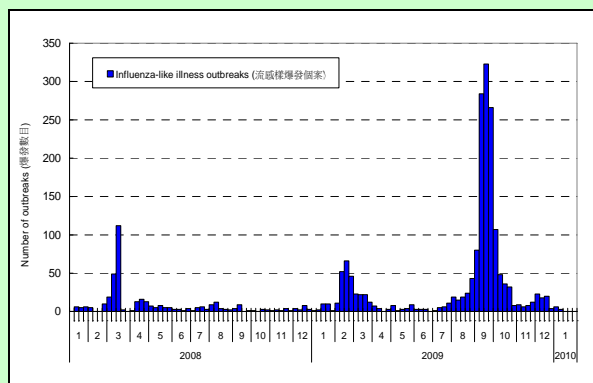
Figure 5: Age distribution of HSI cases
圖五：人類豬流感個案的年齡分佈



In week 2 (Jan 3 to 9, 2010), there were 137 males and 156 females confirmed with HSI (Figure 5). As of Jan 13, 2010, the cumulative number of patients tested positive for human swine influenza was 34,697. The age ranged from 10 days to 95 years (median: 14 years)

第2週(二零一零年一月三至九日), 有137名男性及156名女性被確診患上人類豬型流感(圖五)。截至二零一零年一月十三日, 對人類豬型流感檢測呈陽性反應的累積個案數目為34,697。年齡介乎10日至95歲(中位數:14歲)。

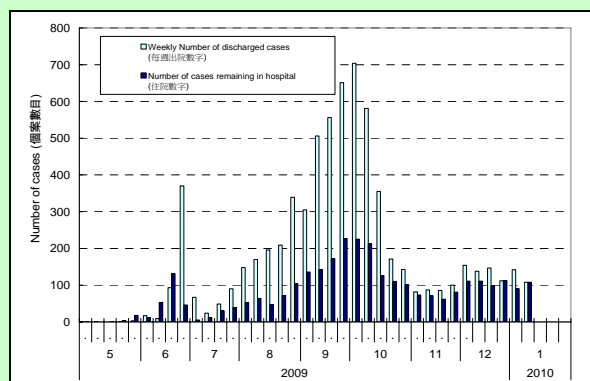
Figure 7: Influenza-like illness Outbreak Monitoring, 2008-10
圖七：流感樣爆發監測, 2008-10



In week 2 (Jan 3 to 9, 2010), 3 influenza-like illness (ILI) outbreaks were recorded. In the first 4 days of week 3, 2010 (as of Jan 13), there were 5 ILI outbreaks received (Figure 7).

第2週(二零一零年一月三至九日), 本中心錄得3宗流感樣爆發的報告。2010年第3週的首4天(截至一月十三日為止), 收到5宗流感樣爆發的報告(圖七)。

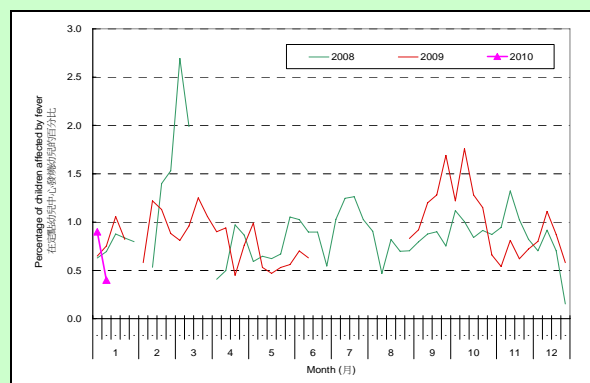
Figure 6: Number of discharged HSI cases and number remained in hospital
圖六：人類豬型流感出院及仍然留院數字



In week 2 (Jan 3 to 9, 2010), the number of discharged HSI cases was 108. As of Jan 13, 2010, 106 cases remained in hospitals (Figure 6).

第2週(二零一零年一月三至九日), 108名曾患上人類豬型流感的人出院, 而截至一月十三日, 106名病人仍然留院(圖六)。

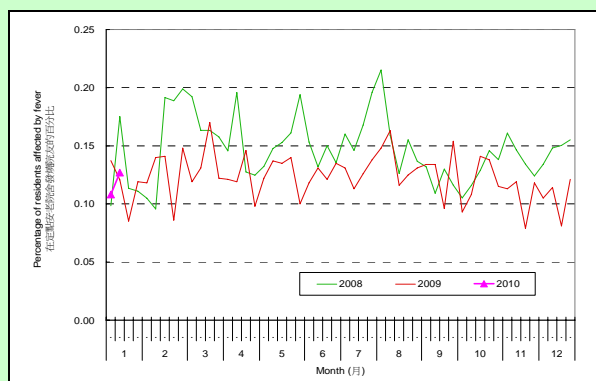
Figure 8: Fever Surveillance at Sentinel Child Care Centres, 2008-10
圖八：定點幼兒中心的發燒監測, 2008-10



In week 2 (Jan 3 to 9, 2010), 0.4% of children in the sentinel child care centres had fever (Figure 8).

第2週(二零一零年一月三至九日), 0.4%定點幼兒中心的幼兒出現發燒徵狀(圖八)。

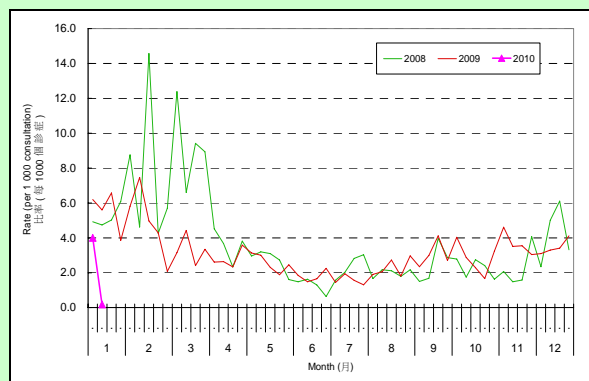
Figure 9: Fever Surveillance at Sentinel Residential Care Homes for the Elderly, 2008-10
圖九：定點安老院舍的發燒監測, 2008-10



In week 2 (Jan 3 to 9, 2010), 0.13% of residents in the sentinel residential care homes for the elderly had fever (Figure 9).

第2週(二零一零年一月三至九日), 0.13%定點安老院舍的院友出現發燒徵狀(圖九)。

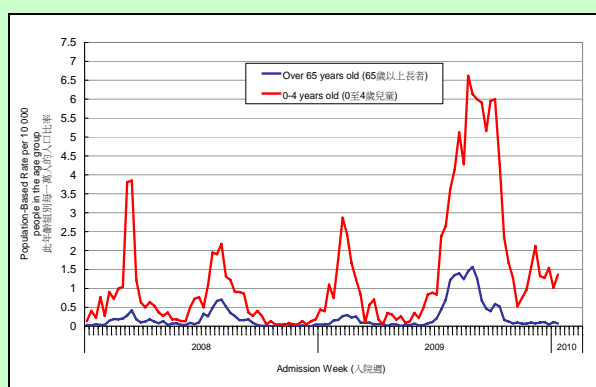
Figure 10: Influenza-like Illness Surveillance Among Sentinel Chinese Medicine Practitioners, 2008-10
圖十：中醫師的疑似流感監測, 2008-10



In week 2 (Jan 3 to 9, 2010), the average consultation rates for ILI among Chinese medicine practitioners (Figure 10) were 0.18 per 1,000 consultations.

第2週(二零一零年一月三至九日), 定點中醫師呈報的疑似流感個案平均數為0.18(每千名求診個案計)(圖十)。

Figure 11: Hospital admission rates with principal diagnosis of influenza*, 2008-10
圖十一：主要診斷為流感的病人入院率*, 2008-10



In week 2 (Jan 3 to 9, 2010), hospital admission rate due to influenza for the elderly 65 years old or above was 0.078 (per 10,000 people in the age group) (blue line in Figure 11) and that for children aged 0 to 4 years was 1.367 (per 10,000 people in the age group) (red line in Figure 11).

第2週(二零一零年一月三至九日), 65歲或以上人士因流感而入院的數字為0.078(此年齡組別每一萬人的入口)(圖十一:藍色線)。0至4歲小童因流感而入院的數字為1.367(此年齡組別每一萬人的入口)(圖十一:紅色線)。

Note: The data reported are provisional figures and subject to further revision.

註：現時報告的是臨時數據，數據會因更新的資料作出修訂。

Report under paediatric surveillance programme

兒童監察安排

- In week 2 (Jan 3 to 9, 2010), no new reports were received under the paediatric surveillance programme. As of Jan 13, 2010 (the first 4 days of week 3, 2010), one new report was received involving a 7-year-old girl. Her sample was tested positive for human swine influenza. She is now in stable condition.

第2週 (二零一零年一月三至九日), 兒童監察安排沒有收到新個案。截至二零一零年一月十三日 (2010年第3週的首4天), 兒童監察安排收到一宗個案, 涉及一名7歲女童。她的樣本化驗結果顯示對人類豬型流感呈陽性反應。她現在情況穩定。

Global Situation (As of Jan 8, 2010)

世界各地的情況(截至二零一零年一月八日)

- As of Jan 3, 2010, worldwide more than 208 countries and overseas territories/communities have reported laboratory confirmed cases of pandemic influenza H1N1 (2009), including over 12,799 deaths. (http://www.who.int/csr/don/2010_01_08/en/index.html)
根據世衛組織最新2010年1月3日的更新, 全球有超過208個國家/領域/地區報告了實驗室確診的流感大流行H1N1(2009)感染病例, 其中包括至少12,799個死亡個案。
(http://www.who.int/csr/don/2010_01_08/en/index.html)
- In the US (week ending Jan 2, 2010), influenza activity slightly decreased.
美國的流感活動輕微下降。
- In Canada (week ending Jan 2, 2010), influenza activity was low.
加拿大的流感活動處於低水平。
- For the week ending Jan 3, 2010, decreasing levels of pandemic influenza (H1N1)2009 was reported in Europe.
歐洲流感大流行H1N1(2009)的活動水平正在下降。
- Influenza activity continued to decline in Japan.
日本的流感活動持續下降。
- According to the World Health Organization, in the temperate region of the southern hemisphere, sporadic cases of pandemic influenza have been reported.
根據世界衛生組織的資料, 在南半球的溫帶地區, 有零星個案的報告。
- In Australia (week ending Jan 1, 2010), influenza activity remained low and steady. The ILI presentation rates to general practitioners were below the baseline levels.
澳洲的流感活躍程度保持在低水平及平穩。私家醫生收到的流感樣病例比率低於基線水平。

Source of data:

CDC FLUVIEW; Public Health Agency of Canada FluWatch and WHO/Europe EuropeFlu.
Hospital Authority(*); ILI consultations in Sentinel Private Doctors and General Outpatient Clinics; positive influenza detections from Virology Division of Public Health Laboratory Services Branch; notifications of influenza outbreaks received from the Centre for Health Protection; Sentinel Surveillance Systems at Child Care Centres (CCC); Sentinel Surveillance Systems at Residential Care Homes for the Elderly (RCHE).