

Swine and Seasonal Flu Monitor

人類豬型流感及季節性流感直擊



Swine and Seasonal Flu Monitor is a weekly report produced by the Respiratory Disease Office of the Centre for Health Protection. It summarizes and monitors the weekly situation of HSI and seasonal influenza in Hong Kong.

人類豬型流感及季節性流感直擊是由衛生防護中心呼吸疾病辦事處每星期報告及總結有關人類豬型流感及季節性流感的資訊。

Local situation on Human Swine Influenza (Pandemic influenza H1N1(2009)) (as of Mar 31, 2010)

本港人類豬型流感 (流感大流行H1N1(2009)) 的情況 (截至2010年3月31日)

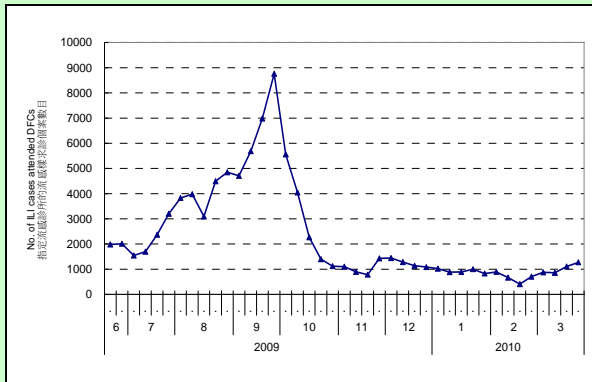
- As indicated by the latest surveillance data, the activity of Human Swine Influenza (HSI) in the community decreased slightly when compared to the previous week.
最新的監測數據顯示人類豬型流感在社區的活躍程度較上星期輕微下降。
- As of Mar 31, 2010, 37 patients with HSI infection remained in public hospitals.
截至二零一零年三月三十一日, 37 名患上人類豬型流感的病人仍然留院。
- The number of severe cases recorded in week 13 (Mar 21 to 27, 2010) was 3. As of Mar 31, 2010, a total of 273 severe cases were recorded. These severe cases included 167 males and 106 females with ages ranged from 30 days to 95 years (median: 52 years).
第13週 (二零一零年三月二十一日至二十七日), 有3宗嚴重個案。截至二零一零年三月三十一日, 共有273宗嚴重個案, 涉及167名男性及106名女性, 年齡介乎30日至95歲 (中位數: 52歲)。
- In week 13 (Mar 21 to 27, 2010), no fatal cases were recorded. As of Mar 31, 2010, a total of 76 fatal cases were recorded. They were 53 males and 23 females, age ranged from 1 to 95 years (median: 55.5 years).
第13週 (二零一零年三月二十一日至二十七日), 沒有收到死亡個案。截至二零一零年三月三十一日, 共有76宗死亡個案, 涉及53名男性及23名女性。年齡介乎1歲至95歲 (中位數: 55.5歲)。

Local situation on seasonal influenza (as of Mar 31, 2010)

本港流感情況 (截至2010年3月31日)

- The latest surveillance data showed an increase in seasonal influenza activity and Hong Kong is still in the traditional peak season for seasonal influenza.
最新的監測數據顯示季節性流感活躍程度上升, 香港仍然處於季節性流感的傳統高峯期。

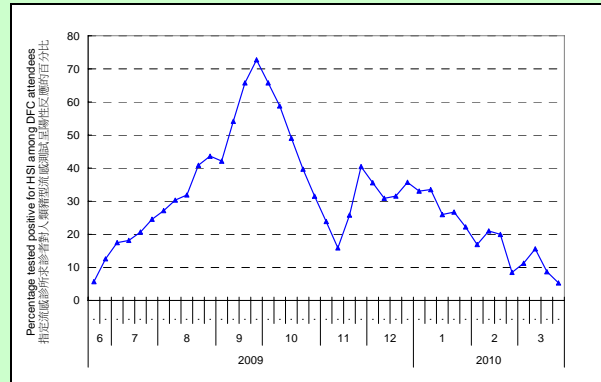
Figure 1: Influenza surveillance at Designated Flu Clinics (DFCs), 2009-10
 圖一：指定流感診所的流行性感冒監測, 2009-10



The Designated Flu Clinics (DFCs) of Hospital Authority was activated on Jun 13, 2009. In week 13 (Mar 21 to 27, 2010), 1,273 patients with fever/respiratory symptoms attended DFCs (Figure 1).

醫院管理局在二零零九年六月十三日啟動指定流感診所。第 13 週 (二零一零年三月二十一日至二十七日)，共有 1,273 宗有發燒／呼吸道徵狀的個案到指定流感診所求診 (圖一)。

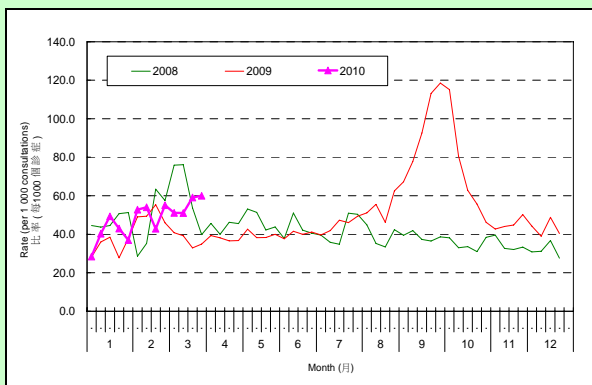
Figure 2: Percentage positive for HSI among tested patients in designated flu clinics
 圖二：指定流感診所所有收集樣本的求診者對人類豬型流感測試呈陽性反應的百分比



In week 13 (Mar 21 to 27, 2010), 5.3% of DFC attendees, with specimens taken, were tested positive for human swine influenza (Figure 2).

第 13 週 (二零一零年三月二十一日至二十七日)，在指定流感診所求診者收集的樣本中，5.3% 對人類豬型流感測試呈陽性反應 (圖二)。

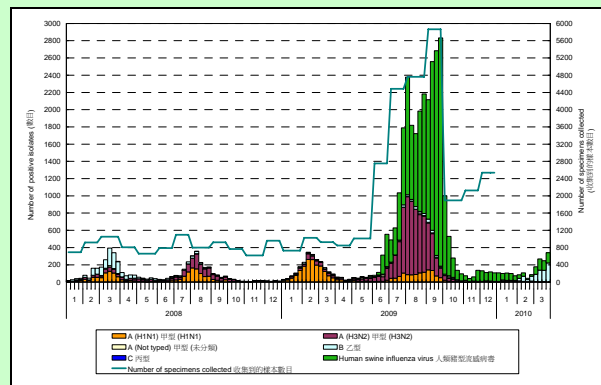
Figure 3: Influenza-like Illness Surveillance Among Sentinel Private Doctors, 2008-10
 圖三：定點私家醫生的流感樣病例監測, 2008-10



In week 13 (Mar 21 to 27, 2010), the average consultation rates for ILI among sentinel private doctors were 60.0 (per 1,000 consultations) (Figure 3).

第 13 週 (二零一零年三月二十一日至二十七日)，定點私家醫生呈報的流感樣病例個案平均數為 60.0 宗 (每千名求診個案計) (圖三)。

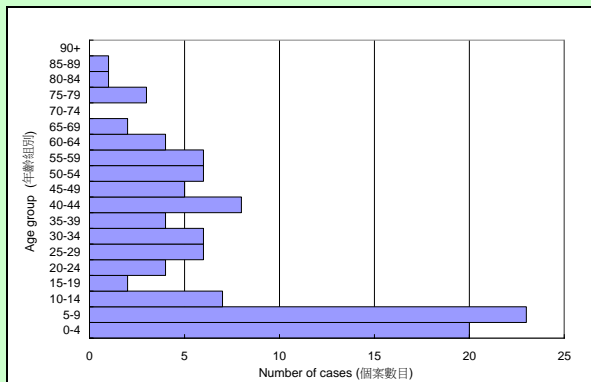
Figure 4: Influenza virus detections (Laboratory Surveillance), 2008-10
 圖四：流行性感冒病毒化驗數目 (實驗室監測), 2008-10



Influenza detection was 341 in week 13 (Mar 21 to 27, 2010). Laboratory surveillance detected 119 human swine influenza viruses, 1 untyped influenza A virus and 221 influenza B viruses (Figure 4).

第 13 週 (二零一零年三月二十一日至二十七日)，實驗室檢測到流行性感冒病毒的樣本數目為 341 個。實驗室監測共測定 119 個人類豬型流感病毒樣本、1 個未分類的甲型流感病毒樣本及 221 個乙型流行性感冒病毒樣本 (圖四)。

Figure 5: Age distribution of HSI cases
圖五：人類豬流感個案的年齡分佈

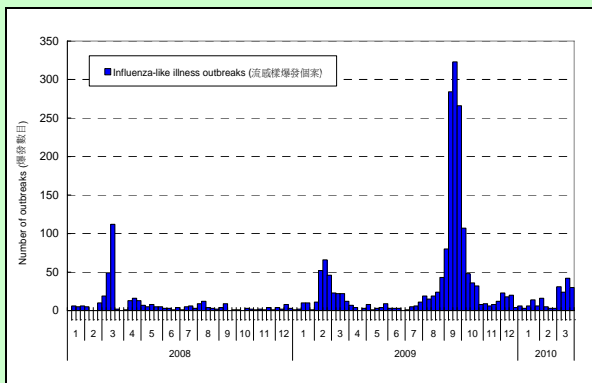


In week 13 (Mar 21 to 27, 2010), there were 55 males and 53 females confirmed with HSI (Figure 5). As of Mar 31, 2010, the cumulative number of patients tested positive for human swine influenza was 36,308. The age ranged from 10 days to 95 years (median: 14 years)

第 13 週 (二零一零年三月二十一日至二十七日), 有 55 名男性及 53 名女性被確診患上人類豬型流感(圖五)。截至二零一零年三月三十一日, 對人類豬型流感檢測呈陽性反應的累積個案數目為 36,308。年齡介乎 10 日至 95 歲 (中位數:14 歲)。

Figure 7: Influenza-like illness Outbreak Monitoring, 2008-10

圖七：流感樣爆發監測, 2008-10

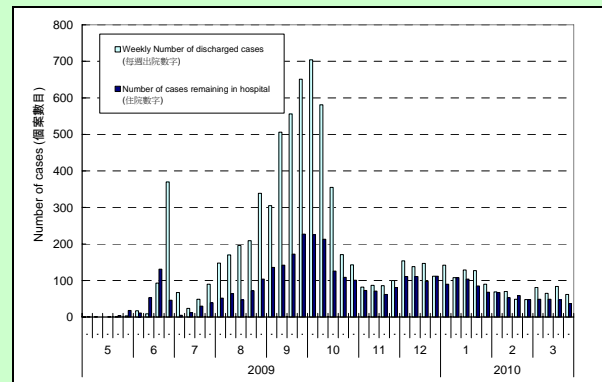


In week 13 (Mar 21 to 27, 2010), 30 influenza-like illness (ILI) outbreaks were recorded. In the first 4 days of week 14, 2010 (as of Mar 31), there were 13 ILI outbreaks received (Figure 7).

第 13 週 (二零一零年三月二十一日至二十七日), 本中心錄得 30 宗流感樣爆發的報告。2010 年第 14 週的首 4 天 (截至三月三十一日為止), 收到 13 宗流感樣爆發的報告 (圖七)。

Figure 6: Number of discharged HSI cases and number remained in hospital

圖六：人類豬型流感出院及仍然留院數字

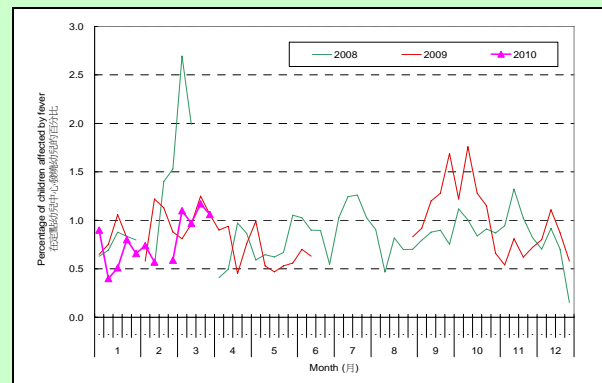


In week 13 (Mar 21 to 27, 2010), the number of discharged HSI cases was 62. As of Mar 31, 37 cases remained in hospitals (Figure 6).

第 13 週 (二零一零年三月二十一日至二十七日), 62 名曾患上人類豬型流感的人出院, 而截至三月三十一日, 37 名病人仍然留院 (圖六)。

Figure 8: Fever Surveillance at Sentinel Child Care Centres, 2008-10

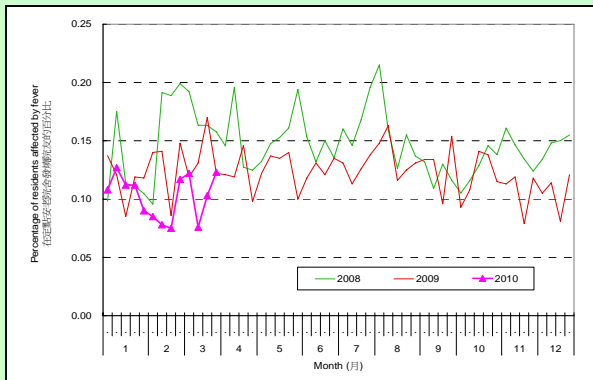
圖八：定點幼兒中心的發燒監測, 2008-10



In week 13 (Mar 21 to 27, 2010), 1.06% of children in the sentinel child care centres had fever (Figure 8).

第 13 週 (二零一零年三月二十一日至二十七日), 1.06% 定點幼兒中心的幼兒出現發燒徵狀(圖八)。

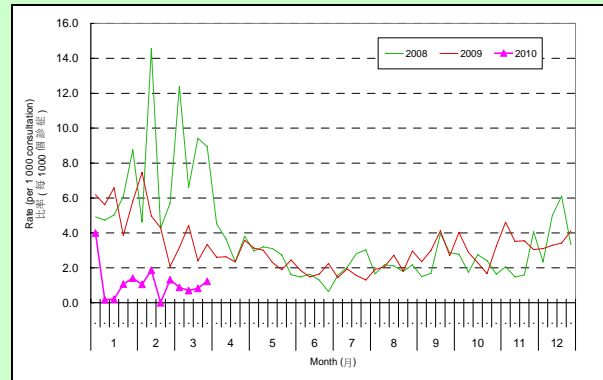
Figure 9: Fever Surveillance at Sentinel Residential Care Homes for the Elderly, 2008-10
圖九: 定點安老院舍的發燒監測, 2008-10



In week 13 (Mar 21 to 27, 2010), 0.12% of residents in the sentinel residential care homes for the elderly had fever (Figure 9).

第 13 週 (二零一零年三月二十一日至二十七日), 0.12% 定點安老院舍的院友出現發燒徵狀(圖九)。

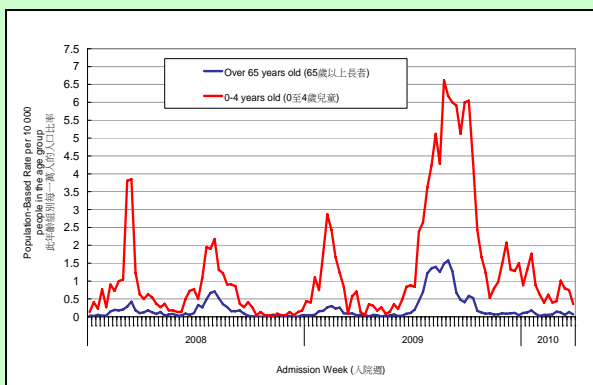
Figure 10: Influenza-like Illness Surveillance Among Sentinel Chinese Medicine Practitioners, 2008-10
圖十: 中醫師的疑似流感監測, 2008-10



In week 13 (Mar 21 to 27, 2010), the average consultation rates for ILI among Chinese Medicine Practitioners (Figure 10) were 1.23 per 1,000 consultations.

第 13 週 (二零一零年三月二十一日至二十七日), 定點中醫師呈報的疑似流感個案平均數為 1.23 (每千名求診個案計)(圖十)。

Figure 11: Hospital admission rates with principal diagnosis of influenza*, 2008-10
圖十一: 主要診斷為流感的病人入院率*, 2008-10



In week 13 (Mar 21 to 27, 2010), hospital admission rate due to influenza for the elderly 65 years old or above was 0.067 (per 10,000 people in the age group) (blue line in Figure 11) and that for children aged 0 to 4 years was 0.353 (per 10,000 people in the age group) (red line in Figure 11).

第 13 週 (二零一零年三月二十一日至二十七日), 65 歲或以上人士因流感而入院的數字為 0.067 (此年齡組別每一萬人的入口)(圖十一:藍色線)。0 至 4 歲小童因流感而入院的數字為 0.353 (此年齡組別每一萬人的入口)(圖十一:紅色線)。

Note: The data reported are provisional figures and subject to further revision.
 註: 現時報告的是臨時數據, 數據會因更新的資料作出修訂。

Report under paediatric surveillance programme

兒童監察安排

- In week 13 (Mar 21 to 27, 2010), no reports were received under the paediatric surveillance programme. As of Mar 31, 2010 (the first 4 days of week 14, 2010), no new reports were received under the programme.
第13週 (二零一零年三月二十一日至二十七日), 兒童監察安排沒有收到個案。截至二零一零年三月三十一日(2010年第14週的首4天), 兒童監察安排沒有收到新個案。

Global Situation (As of Mar 26, 2010)

世界各地的情況(截至二零一零年三月二十六日)

- As of Mar 21, 2010, worldwide more than 213 countries and overseas territories/communities have reported laboratory confirmed cases of pandemic influenza H1N1 (2009), including over 16,931 deaths. (http://www.who.int/csr/don/2010_03_26/en/index.html)
根據世衛組織最新2010年3月21日的更新, 全球有超過213個國家/領域/地區報告了實驗室確診的流感大流行H1N1(2009)感染病例, 其中包括至少16,931個死亡個案。
(http://www.who.int/csr/don/2010_03_26/en/index.html)
- In the US and Canada (week ending Mar 20, 2010), influenza activity remained at low level.
美國和加拿大的流感活動保持在低水平。
- In Europe, influenza activity was low.
歐洲的流感活動處於低水平。
- Influenza activity has returned to baseline level in Japan.
日本的流感活動已返回基線水平。
- In Australia (week ending Mar 19, 2010), influenza activity remained low.
澳洲的流感活躍程度保持在低水平。

Source of data:

CDC FLUVIEW; Public Health Agency of Canada FluWatch and WHO/Europe EuropeFlu.
Hospital Authority(*); ILI consultations in Sentinel Private Doctors and General Outpatient Clinics; positive influenza detections from Virology Division of Public Health Laboratory Services Branch; notifications of influenza outbreaks received from the Centre for Health Protection; Sentinel Surveillance Systems at Child Care Centres (CCC); Sentinel Surveillance Systems at Residential Care Homes for the Elderly (RCHE).