

# Swine and Seasonal Flu Monitor

## 人類豬型流感及季節性流感直擊



*Swine and Seasonal Flu Monitor* is a weekly report produced by the Respiratory Disease Office of the Centre for Health Protection. It summarizes and monitors the weekly situation of Human Swine Influenza (HSI) and seasonal influenza in Hong Kong.

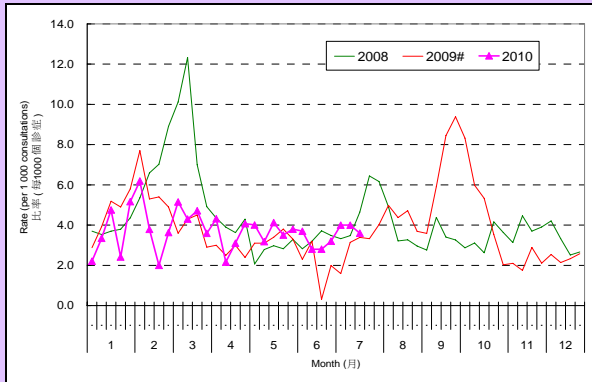
人類豬型流感及季節性流感直擊是由衛生防護中心呼吸疾病辦事處每星期出版有關人類豬型流感及季節性流感的資訊的總結報告。

### Local situation of influenza (as of July 21, 2010)

#### 本港流感的情況 (截至2010年7月21日)

- On May 24, 2010, the Government lowered the pandemic response level from the 'Emergency' to the 'Alert' Response Level under the 3-tiered Framework of Government's Preparedness Plan for Influenza Pandemic.  
在二零一零年五月二十四日，香港特別行政區政府把「政府流感大流行應變計劃的架構」中的三級應變級別由「緊急」級別調低至「戒備」級別。
- The latest laboratory surveillance data showed that the overall influenza activity (including seasonal influenza and human swine influenza (HSI)) in week 29 (July 11 to 17, 2010) has slightly increased. No. of influenza isolates detected by Public Health Laboratory Centre had increased from 73 in week 28 to 98 in week 29.  
最新的實驗室監測數據顯示第29週 (二零一零年七月十一日至十七日) 整體流感活躍程度 (包括季節性流感及人類豬型流感) 輕微上升。公共衛生化驗服務處檢測到流感病毒株數目由第28週的73個上升至第29週的98個。
- There was one severe HSI case recorded in week 29 (July 11 to 17, 2010). The Centre for Health Protection (CHP) has recorded a total of 285 severe HSI cases since May 1, 2009. These severe cases included 172 males and 113 females with ages ranged from 30 days to 95 years (median: 52 years).  
第29週 (二零一零年七月十一日至十七日) 有1宗人類豬型流感嚴重個案的報告。自二零零九年五月一日，衛生防護中心共錄得285宗人類豬型流感的嚴重個案，當中涉及172名男性及113名女性，年齡介乎30日至95歲 (中位數: 52歲)。
- In week 29 (July 11 to 17, 2010), there was one HSI fatal case. CHP has recorded a total of 81 fatal cases since May 1, 2009. They were 56 males and 25 females, with ages ranged from 1 to 95 years (median: 56 years).  
第29週 (二零一零年七月十一日至十七日) 有1宗人類豬型流感死亡個案的報告。自二零零九年五月一日，衛生防護中心共錄得81宗人類豬型流感的死亡個案，當中涉及56名男性及25名女性，年齡介乎1歲至95歲 (中位數: 56歲)。

**Figure 1: Influenza-like illness surveillance among sentinel general outpatient clinics<sup>#</sup>, 2008-10**  
**圖一：定點普通科診所的流感樣病例監測<sup>#</sup>，2008-10**



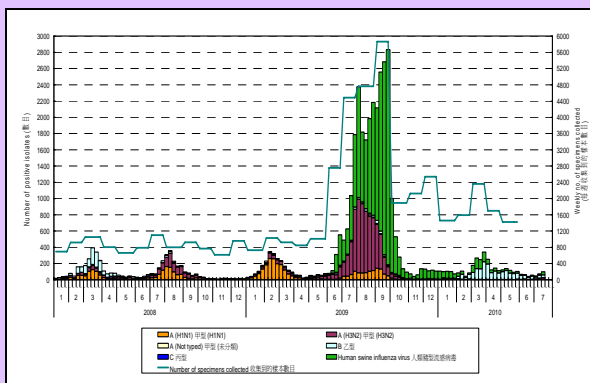
In week 29 (July 11 to 17, 2010), the average consultation rates for influenza-like illness (ILI) among sentinel general outpatient clinics (GOPCs) were 3.6 (per 1,000 consultations) (Figure 1).

在第 29 週 (二零一零年七月十一日至十七日)，定點普通科診所呈報的流感樣病例個案平均數為 3.6 宗 (每千名求診個案計) (圖一)。

<sup>#</sup> During the operation of the 8 Designated Flu Clinics (DFCs) from week 25 of 2009 to week 21 of 2010, statistics from the eight DFCs were not included in the ILI surveillance among sentinel GOPCs.

在八間指定流感診所運作期間(由 2009 年的第 25 週至 2010 年的第 21 週)，定點普通科診所的流感樣病例監測沒有包括八間指定流感診所的統計數字。

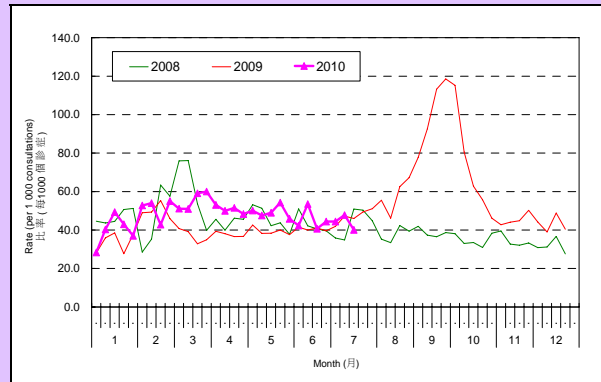
**Figure 3: Influenza virus detections (Laboratory surveillance), 2008-10**  
**圖三：流行性感冒病毒化驗數目 (實驗室監測)，2008-10**



The number of influenza viruses detected in week 29 (July 11 to 17, 2010) was 98. Laboratory surveillance detected 38 human swine influenza viruses, 26 influenza A (H3) viruses, 2 untyped influenza A viruses and 32 influenza B viruses (Figure 3).

在第 29 週 (二零一零年七月十一日至十七日)，實驗室檢測到流行性感冒病毒的樣本數目為 98 個。實驗室監測共發現 38 個人類豬型流感病毒樣本、26 個甲型(H3)流感病毒樣本、2 個未分類的甲型流感病毒樣本及 32 個乙型流行性感冒病毒樣本 (圖三)。

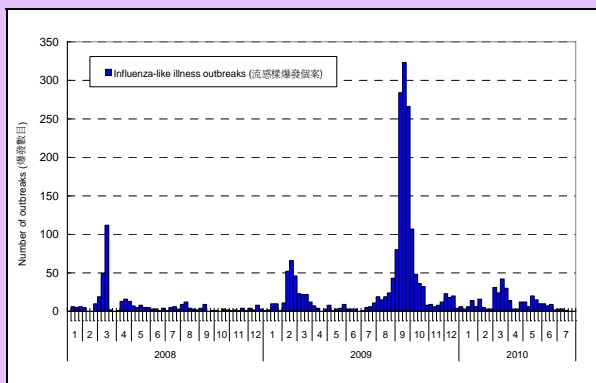
**Figure 2: Influenza-like illness surveillance among sentinel private doctors, 2008-10**  
**圖二：定點私家醫生的流感樣病例監測，2008-10**



In week 29 (July 11 to 17, 2010), the average consultation rates for ILI among sentinel private doctors were 40.1 (per 1,000 consultations) (Figure 2).

在第 29 週 (二零一零年七月十一日至十七日)，定點私家醫生呈報的流感樣病例個案平均數為 40.1 宗 (每千名求診個案計) (圖二)。

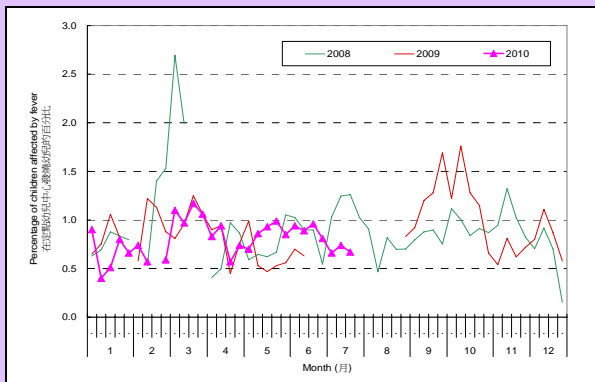
**Figure 4: Influenza-like illness outbreak monitoring, 2008-10**  
**圖四：流感樣爆發監測，2008-10**



In week 29 (July 11 to 17, 2010), one ILI outbreak was recorded. In the first 4 days of week 30, 2010 (July 18 to 21, 2010), four ILI outbreaks were recorded (Figure 4).

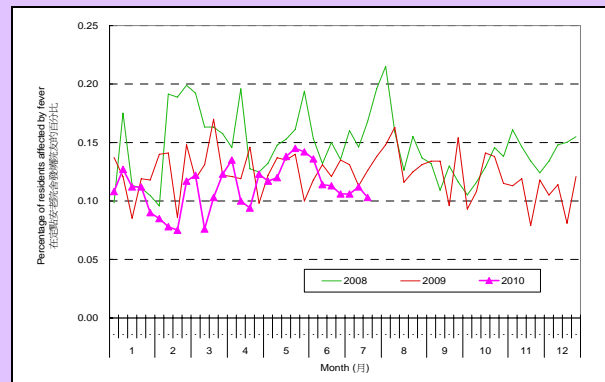
在第 29 週 (二零一零年七月十一日至十七日)，本中心錄得 1 宗流感樣爆發的報告。2010 年第 30 週的首 4 天 (二零一零年七月十八日至二十一日) 有 4 宗流感樣爆發的報告 (圖四)。

**Figure 5: Fever surveillance at sentinel child care centres, 2008-10**  
**圖五: 定點幼兒中心的發燒監測, 2008-10**



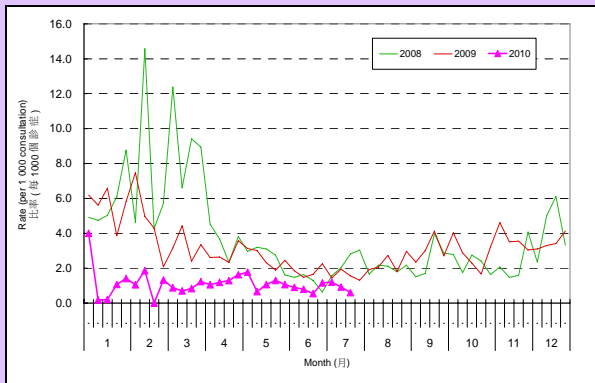
In week 29 (July 11 to 17, 2010), 0.67% of children in the sentinel child care centres had fever (Figure 5).  
 在第 29 週 (二零一零年七月十一日至十七日), 0.67% 定點幼兒中心的幼兒出現發燒徵狀 (圖五)。

**Figure 6: Fever surveillance at sentinel residential care homes for the elderly, 2008-10**  
**圖六: 定點安老院舍的發燒監測, 2008-10**



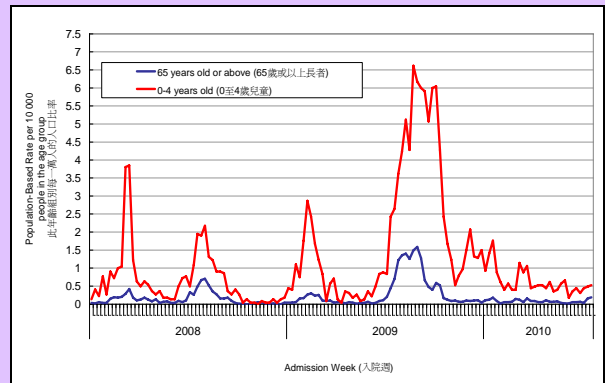
In week 29 (July 11 to 17, 2010), 0.10% of residents in the sentinel residential care homes for the elderly had fever (Figure 6).  
 在第 29 週 (二零一零年七月十一日至十七日), 0.10% 定點安老院舍的院友出現發燒徵狀 (圖六)。

**Figure 7: Influenza-like illness surveillance among sentinel chinese medicine practitioners, 2008-10**  
**圖七: 中醫師的疑似流感監測, 2008-10**



In week 29 (July 11 to 17, 2010), the average consultation rates for ILI among Chinese Medicine Practitioners were 0.60 per 1,000 consultations (Figure 7).  
 在第 29 週 (二零一零年七月十一日至十七日), 定點中醫師呈報的疑似流感個案平均數為 0.60 (每千名求診個案計) (圖七)。

**Figure 8: Hospital admission rates with principal diagnosis of influenza\*, 2008-10**  
**圖八: 主要診斷為流感的病人入院率\*, 2008-10**



In week 29 (July 11 to 17, 2010), hospital admission rate due to influenza for the elderly 65 years old or above was 0.189 (per 10,000 people in the age group) (blue line in Figure 8) and that for children aged 0 to 4 years was 0.529 (per 10,000 people in the age group) (red line in Figure 8).  
 在第 29 週 (二零一零年七月十一日至十七日), 65 歲或以上人士因流感而入院的比率為 0.189 (此年齡組別每一萬人的入口) (圖八:藍色線)。0 至 4 歲小童因流感而入院的比率為 0.529 (此年齡組別每一萬人的入口) (圖八:紅色線)。

Note: The data reported are provisional figures and subject to further revision.  
 註: 現時報告的是臨時數據, 可能會因資料的更新而作出修訂。

## Report under paediatric surveillance programme

### 兒童監察安排的呈報

- In week 29 (July 11 to 17, 2010), no new report was received under the paediatric surveillance programme. For the first 4 days of week 30, 2010 (July 18 to 21, 2010), no new report was received from the programme.

在29週(二零一零年七月十一日至十七日), 兒童監察安排沒有收到新個案。在第30週的首4天(二零一零年七月十八日至二十一日), 兒童監察安排亦沒有收到新個案。

## Global Situation of Influenza (As of July 16, 2010)

### 世界各地的流感情況(截至二零一零年七月十六日)

- According to the World Health Organization, as of July 12, 2010, worldwide more than 214 countries and overseas territories/communities have reported laboratory confirmed cases of pandemic influenza H1N1 (2009), including over 18,337 deaths.

([http://www.who.int/csr/don/2010\\_07\\_16/en/index.html](http://www.who.int/csr/don/2010_07_16/en/index.html))

根據世界衛生組織最新的更新(截至二零一零年七月十二日), 全球有超過214個國家/領域/地區報告了實驗室確診的流感大流行H1N1(2009)感染病例, 其中包括至少18,337個死亡個案。(http://www.who.int/csr/don/2010\_07\_16/en/index.html)

### Northern hemisphere

#### 北半球

- In Singapore (Week ending July 10, 2010), the influenza activity remained at a high level.  
新加坡的流感活躍程度保持在高水平(截至二零一零年七月十日的一週)。
- In Europe (Week ending July 11, 2010), influenza activity was very little.  
歐洲的流感活躍程度非常低(截至二零一零年七月十一日的一週)。
- In UK (Week ending July 11, 2010), influenza activity was very low and stable.  
英國的流感活躍程度處於非常低水平及平穩(截至二零一零年七月十一日的一週)。

### Southern hemisphere

#### 南半球

- In Australia (Week ending July 9, 2010), the levels of influenza-like illness continued to increase.  
澳洲的流感樣病例水平持續上升(截至二零一零年七月九日的一週)。
- In New Zealand (week ending July 11, 2010), the number of consultation for influenza-like illness was increasing.  
新西蘭的流感樣病例個案正在上升(截至二零一零年七月十一日的一週)。

#### Source of data:

CDC FLUVIEW; Public Health Agency of Canada FluWatch and WHO/Europe EuropeFlu. Hospital Authority(\*); ILI consultations in Sentinel Private Doctors and General Outpatient Clinics; positive influenza detections from Virology Division of Public Health Laboratory Services Branch; notifications of influenza outbreaks received from the Centre for Health Protection; Sentinel Surveillance Systems at Child Care Centres (CCC); Sentinel Surveillance Systems at Residential Care Homes for the Elderly (RCHE).