

Swine and Seasonal Flu Monitor

人類豬型流感及季節性流感直擊



Swine and Seasonal Flu Monitor is a weekly report produced by the Respiratory Disease Office of the Centre for Health Protection. It summarizes and monitors the weekly situation of HSI and seasonal influenza in Hong Kong.

人類豬型流感及季節性流感直擊是由衛生防護中心呼吸疾病辦事處每星期報告及總結有關人類豬型流感及季節性流感的資訊。

Local situation on Human Swine Influenza (Pandemic influenza H1N1(2009)) (as of Feb 24, 2010)

本港人類豬型流感 (流感大流行H1N1(2009)) 的情況 (截至2010年2月24日)

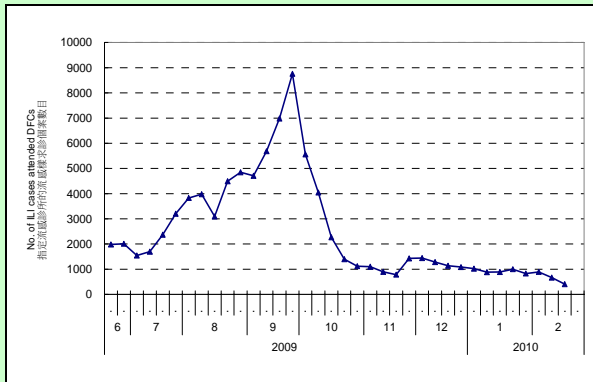
- The activity of human swine influenza (HSI) remains at low level as reflected by the number of attendances at designated flu clinics for influenza-like illness (ILI) (Fig 1) and the consultation rates for ILI at general practitioners' clinics (Fig 3). Currently about 16% of patients attending Designated Flu Clinics (DFCs) for ILI symptoms were tested positive for HSI (Fig 2).
指定流感診所的流感樣求診人數 (圖一) 及定點私家醫生呈報的流感樣病例個案數目 (圖三) 顯示人類豬型流感的活躍程度處於低水平。現時約 16% 在指定流感診所所有收集樣本的求診者對人類豬型流感測試呈陽性反應 (圖二)。
- As of Feb 24, 2010, 50 patients with HSI infection remained in public hospitals.
截至二零一零年二月二十四日, 50名患上人類豬型流感的病人仍然留院。
- The weekly number of severe cases recorded in week 8 (Feb 14 to 20, 2010) was 2. As of Feb 24, 2010, a total of 250 severe cases were recorded. These severe cases included 155 males and 95 females with ages ranged from 30 days to 95 years (median: 51 years).
第8週 (二零一零年二月十四日至二十日), 有2宗嚴重個案。截至二零一零年二月二十四日, 共有250宗嚴重個案, 涉及155名男性及95名女性, 年齡介乎30日至95歲 (中位數: 51歲)。
- In week 8 (Feb 14 to 20, 2010), 3 fatal cases were recorded. As of Feb 24, 2010, a total of 73 fatal cases were recorded. They were 52 males and 21 females, age ranged from 1 to 95 years (median: 55 years).
第8週 (二零一零年二月十四日至二十日), 共有3宗死亡個案。截至二零一零年二月二十四日, 共有73宗死亡個案, 涉及52名男性及21名女性。年齡介乎1歲至95歲 (中位數: 55歲)。

Local situation on seasonal influenza (as of Feb 24, 2010)

本港流感情況 (截至2010年2月24日)

- The seasonal influenza activity is low. In week 8 (Feb 14 to 20, 2010), 0%, 0% and 54.5% of all circulating viruses were H1, H3 and B respectively (Fig 4).
季節性流感活躍程度處於低水平。第8週 (二零一零年二月十四日至二十日), 甲型(H1)流感病毒、甲型(H3)流感病毒及乙型流感病毒分別佔所有檢測到的流感病毒0%、0%及54.5% (圖四)。

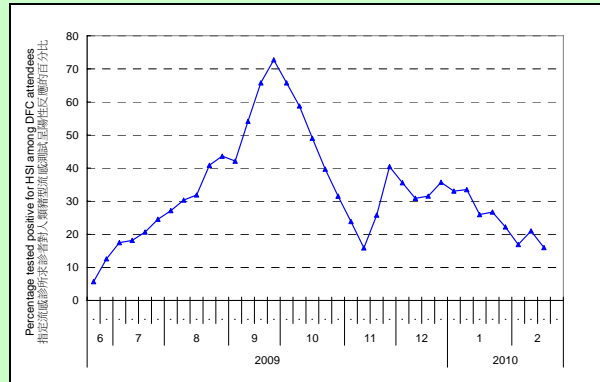
Figure 1: Influenza surveillance at Designated Flu Clinics (DFCs), 2009-10
圖一：指定流感診所的流行性感冒監測, 2009-10



The Designated Flu Clinics (DFCs) of Hospital Authority was activated on Jun 13, 2009. In week 8 (Feb 14 to 20, 2010), 410 patients with fever/respiratory symptoms attended DFCs (Figure 1).

醫院管理局在二零零九年六月十三日啟動指定流感診所。第 8 週 (二零一零年二月十四日至二十日), 共有 410 宗有發燒/呼吸道徵狀的個案到指定流感診所求診 (圖一)。

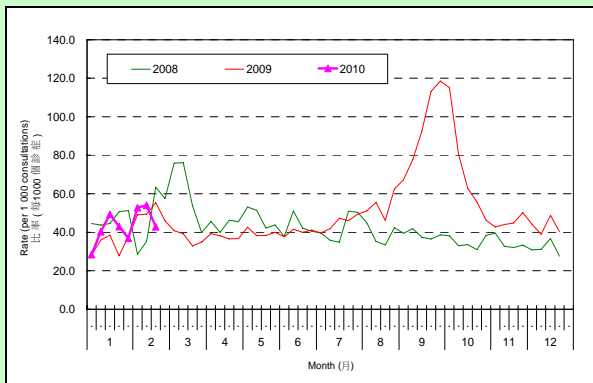
Figure 2: Percentage positive for HSI among tested patients in designated flu clinics
圖二：指定流感診所所有收集樣本的求診者對人類豬型流感測試呈陽性反應的百分比



In week 8 (Feb 14 to 20, 2010), 16.0% of DFC attendees, with specimens taken, were tested positive for human swine influenza (Figure 2).

第 8 週 (二零一零年二月十四日至二十日), 在指定流感診所求診者收集的樣本中, 16.0% 對人類豬型流感測試呈陽性反應 (圖二)。

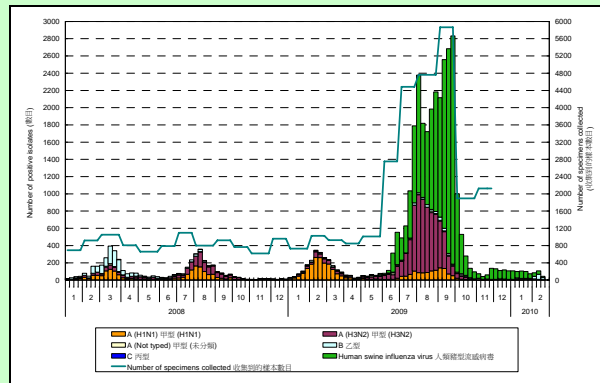
Figure 3: Influenza-like Illness Surveillance Among Sentinel Private Doctors, 2008-10
圖三：定點私家醫生的流感樣病例監測, 2008-10



In week 8 (Feb 14 to 20, 2010), the average consultation rates for ILI among sentinel private doctors were 42.8 (per 1,000 consultations) (Figure 3).

第 8 週 (二零一零年二月十四日至二十日), 定點私家醫生呈報的流感樣病例個案平均數為 42.8 宗 (每千名求診個案計) (圖三)。

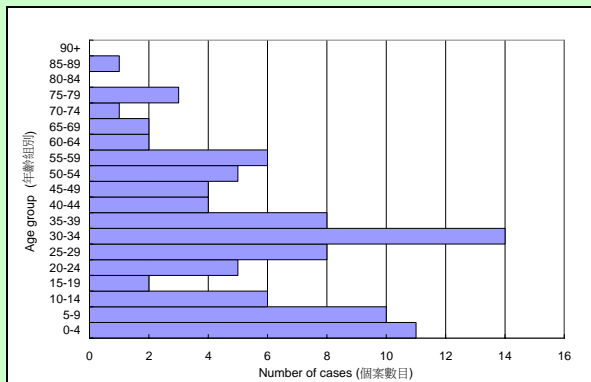
Figure 4: Influenza virus detections (Laboratory Surveillance), 2008-10
圖四：流行性感冒病毒化驗數目 (實驗室監測), 2008-10



Influenza detection was 44 in week 8 (Feb 14 to 20, 2010). Laboratory surveillance detected 16 human swine influenza viruses, 4 untyped influenza A viruses and 24 influenza B viruses (Figure 4).

第 8 週 (二零一零年二月十四日至二十日), 實驗室檢測到流行性感冒病毒的樣本數目為 44 個。實驗室監測共測定 16 個人類豬型流感病毒樣本、4 個未分類的甲型流感病毒樣本及 24 個乙型流行性感冒病毒樣本 (圖四)。

Figure 5: Age distribution of HSI cases
圖五：人類豬流感個案的年齡分佈

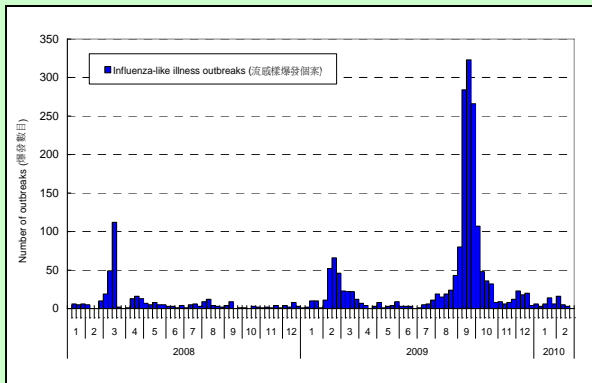


In week 8 (Feb 14 to 20, 2010), there were 44 males and 48 females confirmed with HSI (Figure 5). As of Feb 24, 2010, the cumulative number of patients tested positive for human swine influenza was 35,658. The age ranged from 10 days to 95 years (median: 14 years)

第 8 週 (二零一零年二月十四日至二十日), 有 44 名男性及 48 名女性被確診患上人類豬型流感(圖五)。截至二零一零年二月二十四日, 對人類豬型流感檢測呈陽性反應的累積個案數目為 35,658。年齡介乎 10 日至 95 歲 (中位數:14 歲)。

Figure 7: Influenza-like illness Outbreak Monitoring, 2008-10

圖七：流感樣爆發監測, 2008-10

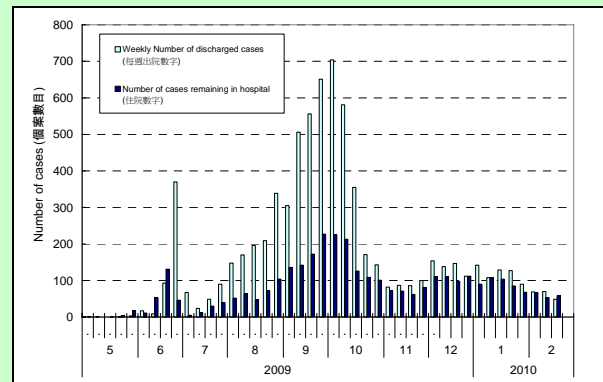


In week 8 (Feb 14 to 20, 2010), 3 influenza-like illness (ILI) outbreaks were recorded. In the first 4 days of week 9, 2010 (as of Feb 24), there were 2 ILI outbreaks received (Figure 7).

第 8 週 (二零一零年二月十四日至二十日), 本中心錄得 3 宗流感樣爆發的報告。2010 年第 9 週的首 4 天 (截至二月二十四日為止), 收到 2 宗流感樣爆發的報告 (圖七)。

Figure 6: Number of discharged HSI cases and number remained in hospital

圖六：人類豬型流感出院及仍然留院數字



In week 8 (Feb 14 to 20, 2010), the number of discharged HSI cases was 49. As of Feb 24, 50 cases remained in hospitals (Figure 6).

第 8 週 (二零一零年二月十四日至二十日), 49 名曾患上人類豬型流感的人出院, 而截至二月二十四日, 50 名病人仍然留院 (圖六)。

Figure 8: Fever Surveillance at Sentinel Child Care Centres, 2008-10

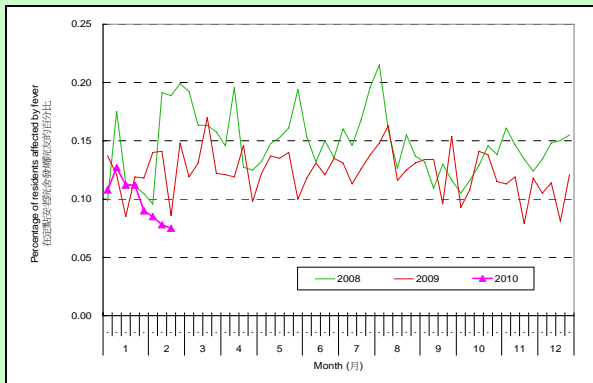
圖八：定點幼兒中心的發燒監測, 2008-10



In week 8 (Feb 14 to 20, 2010), fever surveillance at sentinel child care centres was suspended (Figure 8).

第 8 週 (二零一零年二月十四日至二十日), 定點幼兒中心的發燒監測暫停(圖八)。

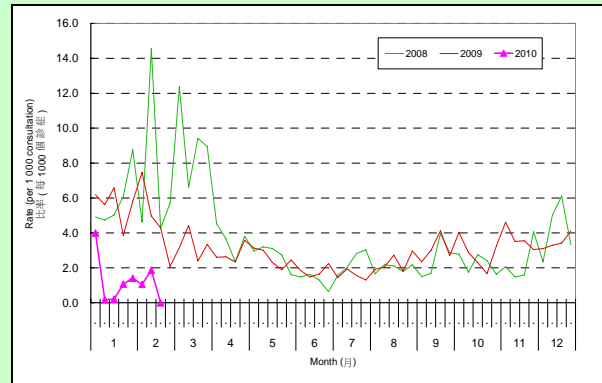
Figure 9: Fever Surveillance at Sentinel Residential Care Homes for the Elderly, 2008-10
圖九: 定點安老院舍的發燒監測, 2008-10



In week 8 (Feb 14 to 20, 2010), 0.08% of residents in the sentinel residential care homes for the elderly had fever (Figure 9).

第 8 週 (二零一零年二月十四日至二十日), 0.08% 定點安老院舍的院友出現發燒徵狀(圖九)。

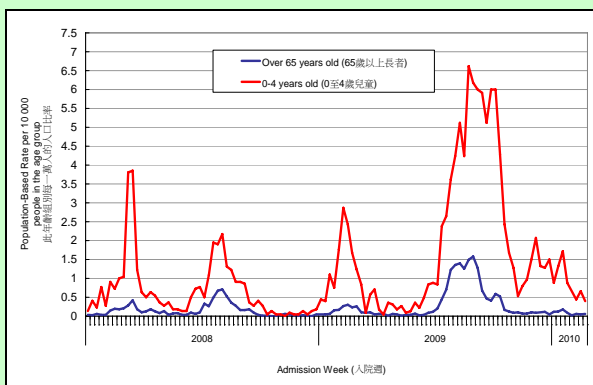
Figure 10: Influenza-like Illness Surveillance Among Sentinel Chinese Medicine Practitioners, 2008-10
圖十: 中醫師的疑似流感監測, 2008-10



In week 8 (Feb 14 to 20, 2010), the average consultation rates for ILI among Chinese medicine practitioners (Figure 10) were 0 per 1,000 consultations.

第 8 週 (二零一零年二月十四日至二十日), 定點中醫師呈報的疑似流感個案平均數為 0 (每千名求診個案計)(圖十)。

Figure 11: Hospital admission rates with principal diagnosis of influenza*, 2008-10
圖十一: 主要診斷為流感的病人入院率*, 2008-10



In week 8 (Feb 14 to 20, 2010), hospital admission rate due to influenza for the elderly 65 years old or above was 0.056 (per 10,000 people in the age group) (blue line in Figure 11) and that for children aged 0 to 4 years was 0.397 (per 10,000 people in the age group) (red line in Figure 11).

第 8 週 (二零一零年二月十四日至二十日), 65 歲或以上人士因流感而入院的數字為 0.056 (此年齡組別每一萬人的入口)(圖十一: 藍色線)。0 至 4 歲小童因流感而入院的數字為 0.397 (此年齡組別每一萬人的入口)(圖十一: 紅色線)。

Note: The data reported are provisional figures and subject to further revision.
 註: 現時報告的是臨時數據, 數據會因更新的資料作出修訂。

Report under paediatric surveillance programme

兒童監察安排

- In week 8 (Feb 14 to 20, 2010), no reports were received under the paediatric surveillance programme. As of Feb 24, 2010 (the first 4 days of week 9, 2010), no new reports were received under the programme.
第8週 (二零一零年二月十四日至二十日), 兒童監察安排沒有收到個案。截至二零一零年二月二十四日 (2010年第9週的首4天), 兒童監察安排沒有收到新個案。

Global Situation (As of Feb 19, 2010)

世界各地的情況(截至二零一零年二月十九日)

- As of Feb 14, 2010, worldwide more than 212 countries and overseas territories/communities have reported laboratory confirmed cases of pandemic influenza H1N1 (2009), including over 15,921 deaths. (http://www.who.int/csr/don/2010_02_19/en/index.html)
根據世衛組織最新2010年2月14日的更新, 全球有超過212個國家/領域/地區報告了實驗室確診的流感大流行H1N1(2009)感染病例, 其中包括至少15,921個死亡個案。
(http://www.who.int/csr/don/2010_02_19/en/index.html)
- In the US (week ending Feb 13, 2010), influenza activity remained at approximately the same levels as last week.
美國的流感活動與上星期水平相若。
- In Canada (week ending Feb 13, 2010), all indicators continued to decline compared to the previous week.
加拿大所有的流感指標較上星期持續下降。
- For the week ending Feb 14, 2010, all countries in Europe reported a low or medium intensity of influenza activity.
歐洲所有國家的流感活動處於低或中水平。
- Influenza activity continued to decrease in Japan.
日本的流感活動持續下降。
- In Australia (week ending Feb 12, 2010), influenza activity remained low.
澳洲的流感活躍程度保持在低水平。

Source of data:

CDC FLUVIEW; Public Health Agency of Canada FluWatch and WHO/Europe EuropeFlu.
Hospital Authority(*); ILI consultations in Sentinel Private Doctors and General Outpatient Clinics; positive influenza detections from Virology Division of Public Health Laboratory Services Branch; notifications of influenza outbreaks received from the Centre for Health Protection; Sentinel Surveillance Systems at Child Care Centres (CCC); Sentinel Surveillance Systems at Residential Care Homes for the Elderly (RCHE).