

Swine and Seasonal Flu Monitor

人類豬型流感及季節性流感直擊



Swine and Seasonal Flu Monitor is a weekly report produced by the Respiratory Disease Office of the Centre for Health Protection. It summarizes and monitors the weekly situation of HSI and seasonal influenza in Hong Kong.

人類豬型流感及季節性流感直擊是由衛生防護中心呼吸疾病辦事處每星期報告及總結有關人類豬型流感及季節性流感的資訊。

Local situation on Human Swine Influenza (Pandemic influenza H1N1(2009)) (as of Jan 27, 2010)

本港人類豬型流感 (流感大流行H1N1(2009)) 的情況 (截至2010年1月27日)

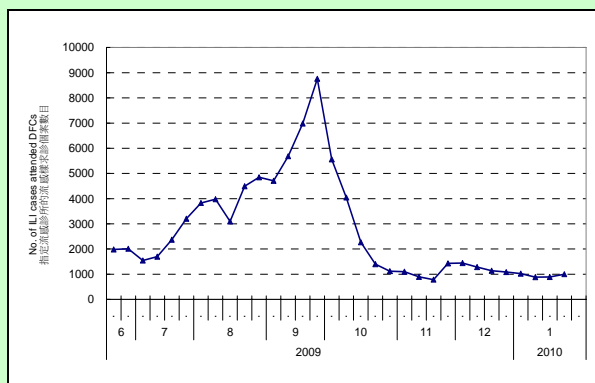
- The activity of human swine influenza (HSI) remains at similar level compared to the previous week as reflected by the number of attendances at designated flu clinics for influenza-like illness (ILI) (Fig 1) and the consultation rates for ILI at general practitioners' clinics (Fig 3). Currently about 26% of patients attending Designated Flu Clinics (DFCs) for ILI symptoms were tested positive for HSI (Fig 2). 指定流感診所的流感樣求診人數 (圖一) 及定點私家醫生呈報的流感樣病例個案數目 (圖三) 顯示人類豬型流感的活躍程度與上星期水平相若。現時約26%在指定流感診所所有收集樣本的求診者對人類豬型流感測試呈陽性反應 (圖二)。
- As of Jan 27, 2010, 87 patients with HSI infection remained in public hospitals. 截至二零一零年一月二十七日, 87 名患上人類豬型流感的病人仍然留院。
- The weekly number of severe cases recorded in week 4 (Jan 17 to 23, 2010) was 6. As of Jan 27, 2010, a total of 242 severe cases were recorded. These severe cases included 148 males and 94 females with ages ranged from 10 months to 95 years (median: 51 years). 第4週 (二零一零年一月十七至二十三日), 有6宗嚴重個案。截至二零一零年一月二十七日, 共有242宗嚴重個案, 涉及148名男性及94名女性, 年齡介乎10個月至95歲 (中位數: 51歲)。
- In week 4 (Jan 17 to 23, 2010), 4 fatal cases were recorded. As of Jan 27, 2010, a total of 64 fatal cases were recorded. They were 44 males and 20 females, age ranged from 11 to 95 years (median: 56 years). 第4週 (二零一零年一月十七至二十三日), 共有4宗死亡個案。截至二零一零年一月二十七日, 共有64宗死亡個案, 涉及44名男性及20名女性。年齡介乎11歲至95歲 (中位數: 56歲)。

Local situation on seasonal influenza (as of Jan 27, 2010)

本港流感情況 (截至2010年1月27日)

- The seasonal influenza activity is low. In week 4 (Jan 17 to 23, 2010), 0%, 0% and 10.1% of all circulating viruses were H1, H3 and B respectively (Fig 4). 季節性流感活躍程度處於低水平。第4週 (二零一零年一月十七至二十三日), 甲型(H1)流感病毒、甲型(H3)流感病毒及乙型流感病毒分別佔所有檢測到的流感病毒0%、0%及10.1% (圖四)。

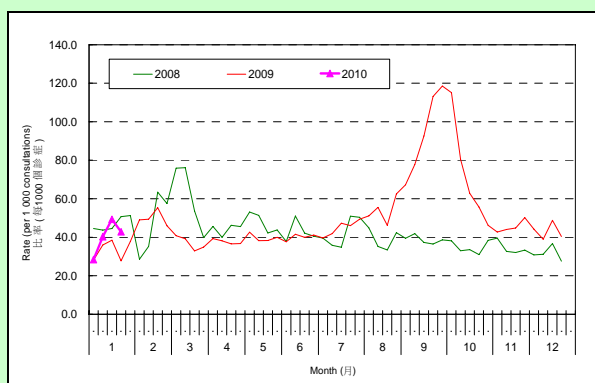
Figure 1: Influenza surveillance at Designated Flu Clinics (DFCs), 2009-10
圖一：指定流感診所的流行性感冒監測, 2009-10



The Designated Flu Clinics (DFCs) of Hospital Authority was activated on Jun 13, 2009. In week 4 (Jan 17 to 23, 2010), 1,004 patients with fever/respiratory symptoms attended DFCs (Figure 1).

醫院管理局在二零零九年六月十三日啟動指定流感診所。第 4 週 (二零一零年一月十七至二十三日), 共有 1,004 宗有發燒/呼吸道徵狀的個案到指定流感診所求診 (圖一)。

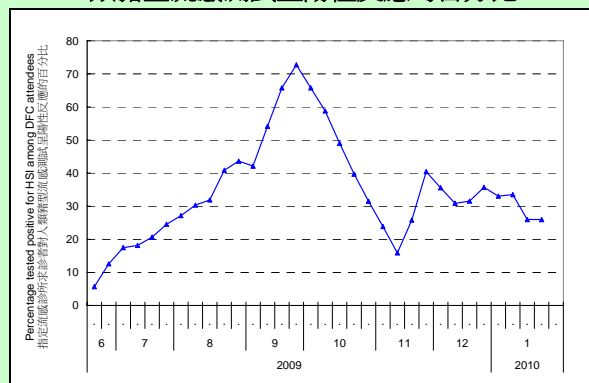
Figure 3: Influenza-like Illness Surveillance Among Sentinel Private Doctors, 2008-10
圖三：定點私家醫生的流感樣病例監測, 2008-10



In week 4 (Jan 17 to 23, 2010), the average consultation rates for ILI among sentinel private doctors were 43.0 (per 1,000 consultations) (Figure 3).

第 4 週 (二零一零年一月十七至二十三日), 定點私家醫生呈報的流感樣病例個案平均數為 43.0 宗 (每千名求診個案計) (圖三)。

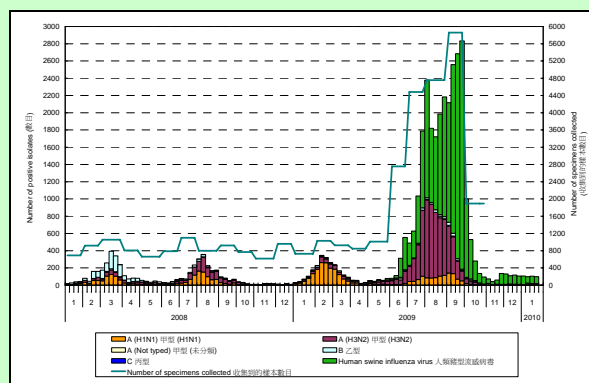
Figure 2: Percentage positive for HSI among tested patients in designated flu clinics
圖二：指定流感診所所有收集樣本的求診者對人類豬型流感測試呈陽性反應的百分比



In week 4 (Jan 17 to 23, 2010), 26.0% of DFC attendees, with specimens taken, were tested positive for human swine influenza (Figure 2).

第 4 週 (二零一零年一月十七至二十三日), 在指定流感診所求診者收集的樣本中, 26.0% 對人類豬型流感測試呈陽性反應 (圖二)。

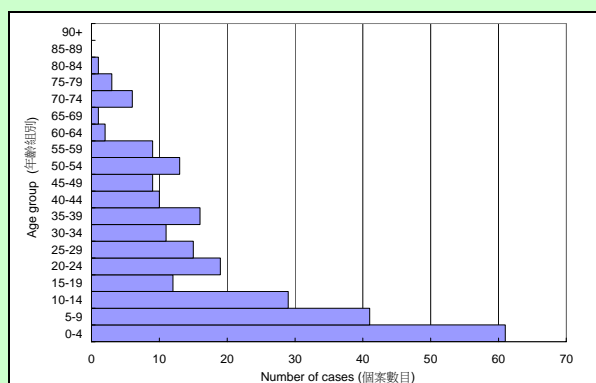
Figure 4: Influenza virus detections (Laboratory Surveillance), 2008-10
圖四：流行性感冒病毒化驗數目 (實驗室監測), 2008-10



Influenza detection was 99 in week 4 (Jan 17 to 23, 2010). Laboratory surveillance detected 81 human swine influenza viruses, 8 untyped influenza A viruses and 10 influenza B viruses (Figure 4).

第 4 週 (二零一零年一月十七至二十三日), 實驗室檢測到流行性感冒病毒的樣本數目為 99 個。實驗室監測共測定 81 個人類豬型流感病毒樣本、8 個未分類的甲型流感病毒樣本及 10 個乙型流行性感冒病毒樣本 (圖四)。

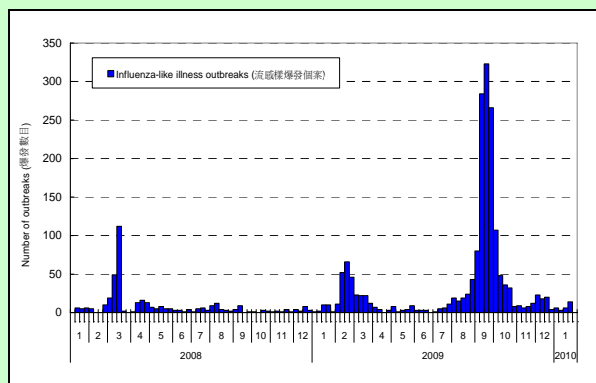
Figure 5: Age distribution of HSI cases
圖五：人類豬流感個案的年齡分佈



In week 4 (Jan 17 to 23, 2010), there were 141 males and 117 females confirmed with HSI (Figure 5). As of Jan 27, 2010, the cumulative number of patients tested positive for human swine influenza was 35,175. The age ranged from 10 days to 95 years (median: 14 years)

第4週(二零一零年一月十七至二十三日),有141名男性及117名女性被確診患上人類豬型流感(圖五)。截至二零一零年一月二十七日,對人類豬型流感檢測呈陽性反應的累積個案數目為35,175。年齡介乎10日至95歲(中位數:14歲)。

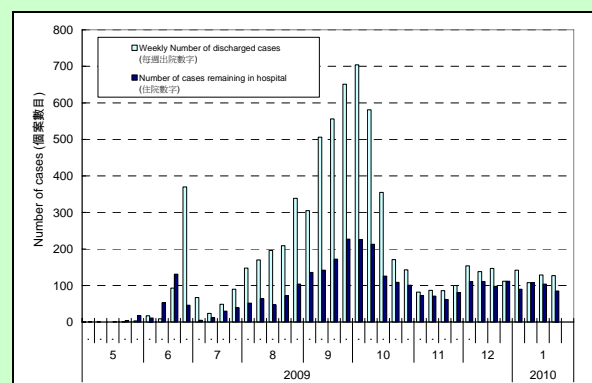
Figure 7: Influenza-like illness Outbreak Monitoring, 2008-10
圖七：流感樣爆發監測, 2008-10



In week 4 (Jan 17 to 23, 2010), 14 influenza-like illness (ILI) outbreaks were recorded. In the first 4 days of week 5, 2010 (as of Jan 27), there were 5 ILI outbreaks received (Figure 7).

第4週(二零一零年一月十七至二十三日),本中心錄得14宗流感樣爆發的報告。2010年第4週的首4天(截至一月二十七日為止),收到5宗流感樣爆發的報告(圖七)。

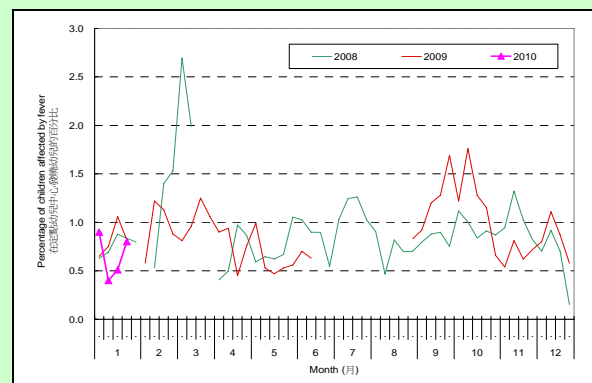
Figure 6: Number of discharged HSI cases and number remained in hospital
圖六：人類豬型流感出院及仍然留院數字



In week 4 (Jan 17 to 23, 2010), the number of discharged HSI cases was 127. As of Jan 27, 87 cases remained in hospitals (Figure 6).

第4週(二零一零年一月十七至二十三日),127名曾患上人類豬型流感的人出院,而截至一月二十七日,87名病人仍然留院(圖六)。

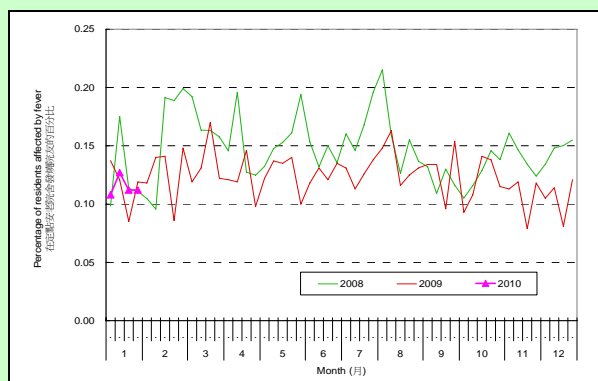
Figure 8: Fever Surveillance at Sentinel Child Care Centres, 2008-10
圖八：定點幼兒中心的發燒監測, 2008-10



In week 4 (Jan 17 to 23, 2010), 0.80% of children in the sentinel child care centres had fever (Figure 8).

第4週(二零一零年一月十七至二十三日),0.80%定點幼兒中心的幼兒出現發燒徵狀(圖八)。

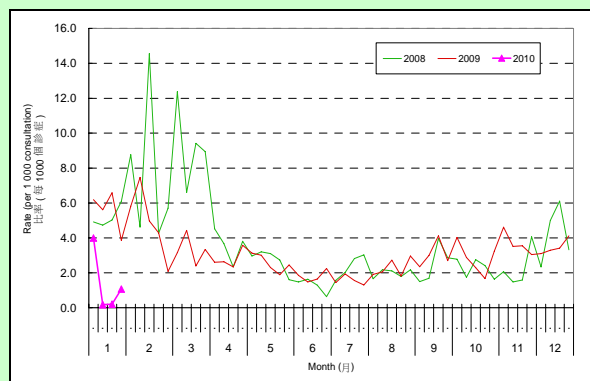
Figure 9: Fever Surveillance at Sentinel Residential Care Homes for the Elderly, 2008-10
圖九：定點安老院舍的發燒監測, 2008-10



In week 4 (Jan 17 to 23, 2010), 0.11% of residents in the sentinel residential care homes for the elderly had fever (Figure 9).

第4週(二零一零年一月十七至二十三日), 0.11%定點安老院舍的院友出現發燒徵狀(圖九)。

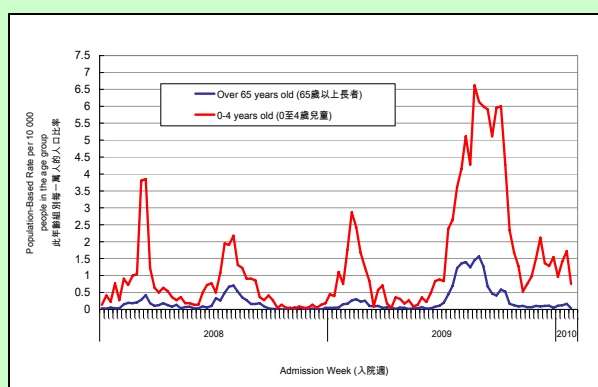
Figure 10: Influenza-like Illness Surveillance Among Sentinel Chinese Medicine Practitioners, 2008-10
圖十：中醫師的疑似流感監測, 2008-10



In week 4 (Jan 17 to 23, 2010), the average consultation rates for ILI among Chinese medicine practitioners (Figure 10) were 1.07 per 1,000 consultations.

第4週(二零一零年一月十七至二十三日), 定點中醫師呈報的疑似流感個案平均數為1.07(每千名求診個案計)(圖十)。

Figure 11: Hospital admission rates with principal diagnosis of influenza*, 2008-10
圖十一：主要診斷為流感的病人入院率*, 2008-10



In week 4 (Jan 17 to 23, 2010), hospital admission rate due to influenza for the elderly 65 years old or above was 0.033 (per 10,000 people in the age group) (blue line in Figure 11) and that for children aged 0 to 4 years was 0.750 (per 10,000 people in the age group) (red line in Figure 11).

第4週(二零一零年一月十七至二十三日), 65歲或以上人士因流感而入院的數字為0.033(此年齡組別每一萬人的入口)(圖十一:藍色線)。0至4歲小童因流感而入院的數字為0.750(此年齡組別每一萬人的入口)(圖十一:紅色線)。

Note: The data reported are provisional figures and subject to further revision.

註：現時報告的是臨時數據，數據會因更新的資料作出修訂。

Report under paediatric surveillance programme

兒童監察安排

- In week 4 (Jan 17 to 23, 2010), no reports were received under the paediatric surveillance programme. As of Jan 27, 2010 (the first 4 days of week 5, 2010), two new reports were received under the programme involving an 11-year-old girl and a 4-year-old boy. Their samples were tested positive for human swine influenza. The 11-year-old girl and 4-year-old boy are now in serious and stable condition respectively.

第4週 (二零一零年一月十七至二十三日), 兒童監察安排沒有收到個案。截至二零一零年一月二十七日 (2010年第5週的首4天), 兒童監察安排收到兩宗個案, 涉及一名11歲女童及一名4歲男童。兩名兒童的樣本化驗結果顯示對人類豬型流感呈陽性反應。11歲女童及4歲男童現在的情況分別為嚴重及穩定。

Global Situation (As of Jan 22, 2010)

世界各地的情況(截至二零一零年一月二十二日)

- As of Jan 17, 2010, worldwide more than 209 countries and overseas territories/communities have reported laboratory confirmed cases of pandemic influenza H1N1 (2009), including over 14,142 deaths. (http://www.who.int/csr/don/2010_01_22/en/index.html)
根據世衛組織最新2010年1月17日的更新, 全球有超過209個國家/領域/地區報告了實驗室確診的流感大流行H1N1(2009)感染病例, 其中包括至少14,142個死亡個案。
(http://www.who.int/csr/don/2010_01_22/en/index.html)
- In the US (week ending Jan 16, 2010), influenza activity slightly decreased.
美國的流感活動輕微下降。
- In Canada (week ending Jan 16, 2010), influenza indicators were continuing to be either at baseline or under the expected level for this time of the year.
加拿大的流感指標保持在基線水平或低於往年預期範圍以下的水平。
- For the week ending Jan 17, 2010, pandemic influenza (H1N1)2009 is returning to low levels in Europe.
歐洲流感大流行H1N1(2009)的活動正在下降到低水平。
- Influenza activity continued to decline in Japan.
日本的流感活動持續下降。
- According to the World Health Organization, in the temperate region of the southern hemisphere, sporadic cases of pandemic influenza have been reported.
根據世界衛生組織的資料, 在南半球的溫帶地區, 有零星個案的報告。
- In Australia (week ending Jan 15, 2010), influenza activity remained low.
澳洲的流感活躍程度保持在低水平。

Source of data:

CDC FLUVIEW; Public Health Agency of Canada FluWatch and WHO/Europe EuropeFlu.
Hospital Authority(*); ILI consultations in Sentinel Private Doctors and General Outpatient Clinics; positive influenza detections from Virology Division of Public Health Laboratory Services Branch; notifications of influenza outbreaks received from the Centre for Health Protection; Sentinel Surveillance Systems at Child Care Centres (CCC); Sentinel Surveillance Systems at Residential Care Homes for the Elderly (RCHE).