

# Swine and Seasonal Flu Monitor

## 人類豬型流感及季節性流感直擊



*Swine and Seasonal Flu Monitor* is a weekly report produced by the Respiratory Disease Office of the Centre for Health Protection. It summarizes and monitors the weekly situation of Human Swine Influenza (HSI) and seasonal influenza in Hong Kong.

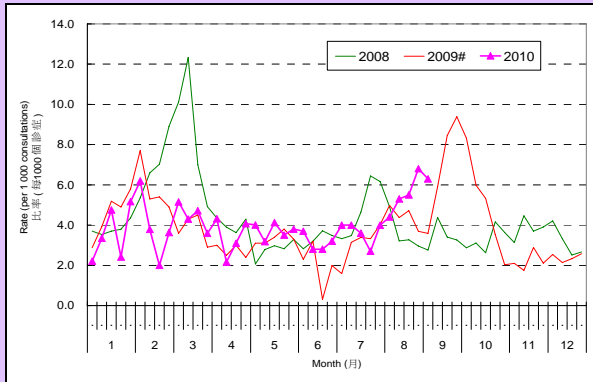
人類豬型流感及季節性流感直擊是由衛生防護中心呼吸疾病辦事處每星期出版有關人類豬型流感及季節性流感的資訊的總結報告。

### Local situation of influenza (as of September 8, 2010)

#### 本港流感的流行情況 (截至2010年9月8日)

- On May 24, 2010, the Government lowered the pandemic response level from the 'Emergency' to the 'Alert' Response Level under the 3-tiered Framework of Government's Preparedness Plan for Influenza Pandemic.  
在二零一零年五月二十四日，香港特別行政區政府把「政府流感大流行應變計劃的架構」中的三級應變級別由「緊急」級別調低至「戒備」級別。
- The latest surveillance data showed that the overall influenza activity (including seasonal influenza and human swine influenza (HSI)) in week 36 (August 29 to September 4, 2010) still remained at a high level.  
最新的監測數據顯示第36週 (二零一零年八月二十九日至九月四日) 整體流感活躍程度 (包括季節性流感及人類豬型流感) 仍保持在高水平。
- There was one severe HSI case recorded in week 36 (August 29 to September 4, 2010). For the first 4 days of week 37, 2010 (September 5 to 8, 2010), there was one severe HSI cases recorded. Since May 1, 2009, the Centre for Health Protection (CHP) has recorded a total of 297 severe HSI cases. These severe cases included 180 males and 117 females with ages ranged from 30 days to 95 years (median: 51 years).  
第36週 (二零一零年八月二十九日至九月四日) 有1宗人類豬型流感嚴重個案的報告。第37週的首4天 (二零一零年九月五日至九月八日) 有1宗人類豬型流感嚴重個案的報告。自二零零九年五月一日，衛生防護中心共錄得297宗人類豬型流感的嚴重個案，當中涉及180名男性及117名女性，年齡介乎30日至95歲 (中位數: 51歲)。
- In week 36 (August 29 to September 4, 2010), there was no HSI fatal case recorded. On September 8, one HSI fatal case was recorded. CHP has recorded a total of 82 fatal cases since May 1, 2009. They were 57 males and 25 females, with ages ranged from 1 to 95 years (median: 55.5 years).  
第36週 (二零一零年八月二十九日至九月四日) 沒有人類豬型流感死亡個案的報告。二零一零年九月八日有1宗人類豬型流感死亡個案的報告。自二零零九年五月一日，衛生防護中心共錄得82宗人類豬型流感的死亡個案，當中涉及57名男性及25名女性，年齡介乎1歲至95歲 (中位數: 55.5歲)。

**Figure 1: Influenza-like illness surveillance among sentinel general outpatient clinics<sup>#</sup>, 2008-10**  
**圖一：定點普通科診所的流感樣病例監測<sup>#</sup>，2008-10**



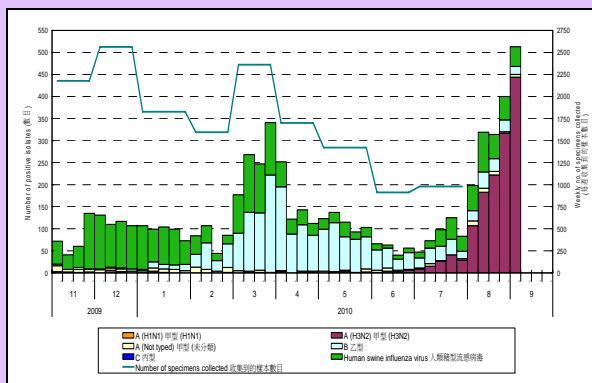
In week 36 (August 29 to September 4, 2010), the average consultation rate for influenza-like illness (ILI) among sentinel general outpatient clinics (GOPCs) was 6.3 (per 1,000 consultations) (Figure 1).

在第 36 週 (二零一零年八月二十九日至九月四日)，定點普通科診所呈報的流感樣病例個案平均數為 6.3 宗 (每千名求診個案計) (圖一)。

<sup>#</sup> During the operation of the 8 Designated Flu Clinics (DFCs) from week 25 of 2009 to week 21 of 2010, statistics from the eight DFCs were not included in the ILI surveillance among sentinel GOPCs.

在八間指定流感診所運作期間(由 2009 年的第 25 週至 2010 年的第 21 週)，定點普通科診所的流感樣病例監測沒有包括八間指定流感診所的統計數字。

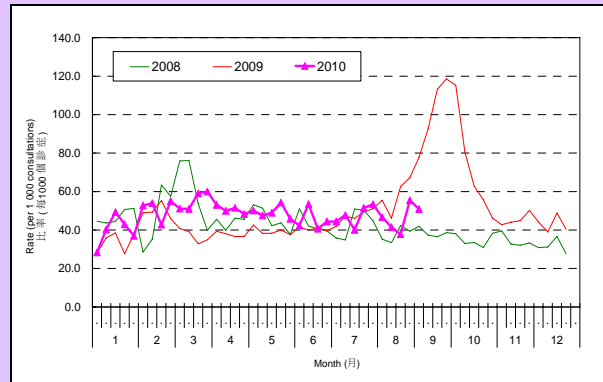
**Figure 3: Influenza virus detections (Laboratory surveillance), 2009-10**  
**圖三：流行性感冒病毒化驗數目 (實驗室監測)，2009-10**



The number of influenza viruses detected in the Public Health Laboratory Centre in week 36 (August 29 to September 4, 2010) was 513, including 444 influenza A (H3) viruses, 45 HSI viruses, 6 influenza A viruses and 18 influenza B viruses (Figure 3).

在第 36 週 (二零一零年八月二十九日至九月四日)，公共衛生檢測中心共檢測到 513 個流行性感冒病毒的樣本，當中包括 45 個人類豬型流感病毒樣本、444 個甲型(H3)流感病毒樣本、6 個甲型流感病毒樣本及 18 個乙型流行性感冒病毒樣本 (圖三)。

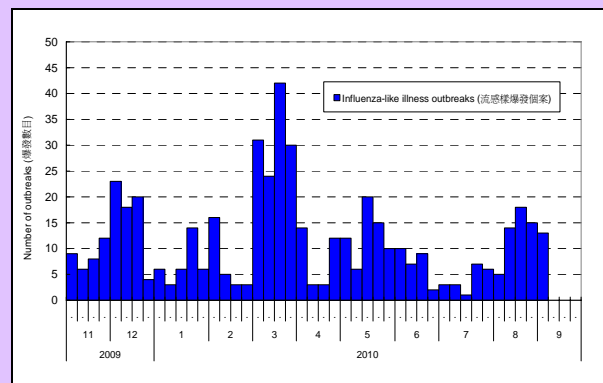
**Figure 2: Influenza-like illness surveillance among sentinel private doctors, 2008-10**  
**圖二：定點私家醫生的流感樣病例監測，2008-10**



In week 36 (August 29 to September 4, 2010), the average consultation rate for ILI among sentinel private doctors was 50.9 (per 1,000 consultations) (Figure 2).

在第 36 週 (二零一零年八月二十九日至九月四日)，定點私家醫生呈報的流感樣病例個案平均數為 50.9 宗 (每千名求診個案計) (圖二)。

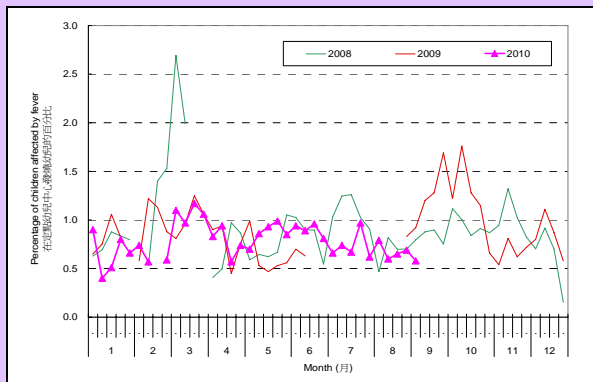
**Figure 4: Influenza-like illness outbreak monitoring, 2009-10**  
**圖四：流感樣爆發監測，2009-10**



In week 36 (August 29 to September 4, 2010), thirteen ILI outbreaks were recorded. In the first 4 days of week 37, 2010 (September 5 to 8, 2010), nine ILI outbreaks were recorded (Figure 4).

在第 36 週 (二零一零年八月二十九日至九月四日)，本中心錄得 13 宗流感樣爆發的報告。2010 年第 37 週的首 4 天 (二零一零年九月五日至九月八日) 有 9 宗流感樣爆發的報告 (圖四)。

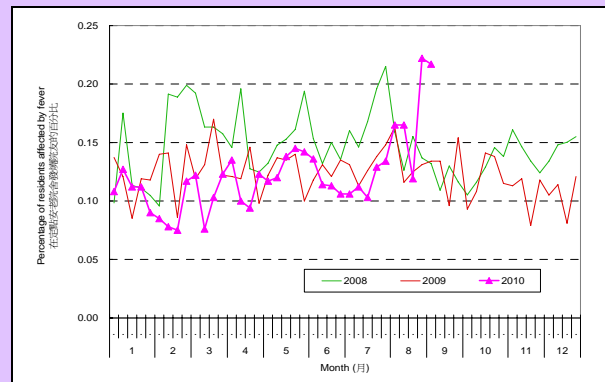
**Figure 5: Fever surveillance at sentinel child care centres, 2008-10**  
**圖五: 定點幼兒中心的發燒監測, 2008-10**



In week 36 (August 29 to September 4, 2010), 0.58% of children in the sentinel child care centres had fever (Figure 5).

在第 36 週 (二零一零年八月二十九日至九月四日), 0.58% 定點幼兒中心的幼兒出現發燒徵狀 (圖五)。

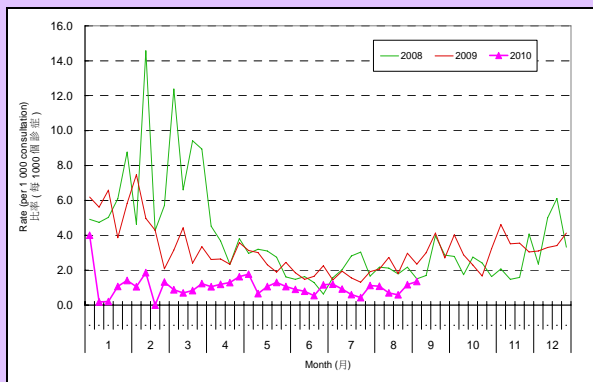
**Figure 6: Fever surveillance at sentinel residential care homes for the elderly, 2008-10**  
**圖六: 定點安老院舍的發燒監測, 2008-10**



In week 36 (August 29 to September 4, 2010), 0.22% of residents in the sentinel residential care homes for the elderly had fever (Figure 6).

在第 36 週 (二零一零年八月二十九日至九月四日), 0.22% 定點安老院舍的院友出現發燒徵狀 (圖六)。

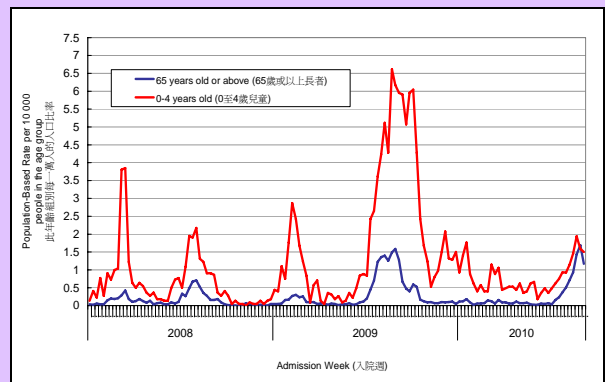
**Figure 7: Influenza-like illness surveillance among sentinel Chinese medicine practitioners, 2008-10**  
**圖七: 中醫師的疑似流感監測, 2008-10**



In week 36 (August 29 to September 4, 2010), the average consultation rates for ILI among Chinese Medicine Practitioners were 1.35 per 1,000 consultations (Figure 7).

在第 36 週 (二零一零年八月二十九日至九月四日), 定點中醫師呈報的疑似流感個案平均數為 1.35 (每千名求診個案計) (圖七)。

**Figure 8: Hospital admission rates with principal diagnosis of influenza\*, 2008-10**  
**圖八: 主要診斷為流感的病人入院率\*, 2008-10**



In week 36 (August 29 to September 4, 2010), hospital admission rate due to influenza for the elderly 65 years old or above was 1.17 (per 10,000 people in the age group) (blue line in Figure 8) and that for children aged 0 to 4 years was 1.50 (per 10,000 people in the age group) (red line in Figure 8).

在第 36 週 (二零一零年八月二十九日至九月四日), 65 歲或以上人士因流感而入院的比率為 1.17 (此年齡組別每一萬人的入口) (圖八:藍色線)。0 至 4 歲小童因流感而入院的比率為 1.50 (此年齡組別每一萬人的入口) (圖八:紅色線)。

Note: The data reported are provisional figures and subject to further revision.  
 註: 現時報告的是臨時數據, 可能會因資料的更新而作出修訂。

**Report of severe paediatric influenza-associated complication/death****兒童流感相關之嚴重併發症／死亡個案的呈報**

- In week 36 (August 29 to September 4, 2010), a case of severe paediatric influenza-associated complication involving a 9-year-old boy was reported. His sample was tested positive for HSI. He has recovered and discharged. On September 8, a case of paediatric influenza-associated death involving a 3-year-old boy was reported. His nasopharyngeal aspirate specimen was tested positive for HSI.

第36週(二零一零年八月二十九日至九月四日)有1宗新的兒童流感相關之嚴重併發症的報告,涉及一名9歲男童。他的樣本化驗結果顯示對人類豬型流感呈陽性反應。他已康復出院。二零一零年九月八日有1宗兒童流感相關之死亡個案的報告,涉及一名3歲男童。男童的鼻咽分泌樣本的化驗結果顯示對人類豬型流感呈陽性反應。

**Global Situation of Influenza****世界各地的流感情況**

- On August 10, 2010, the World Health Organization declared that the world has moved into the post-pandemic period. The pandemic H1N1 (2009) virus is expected to continue to circulate for some years to come, taking on the behaviour of a seasonal influenza virus. 世界衛生組織於二零一零年八月十日宣布世界已進入大流行後時期,而流感大流行 H1N1(2009) 病毒預料會在未來數年傳播成為季節性流感病毒。

**Northern hemisphere****北半球**

- In Canada (week ending August 28, 2010), influenza activity remained at low level. 加拿大的流感活躍程度保持在低水平(截至二零一零年八月二十八日的一週)。
- In Singapore (week ending September 4, 2010), the influenza activity decreased compared to previous week and was below the warning level. 新加坡的流感活躍程度較前一週下降,並低於警戒水平(截至二零一零年九月四日的一週)。
- In UK (week ending August 29, 2010), influenza activity was very low and stable. 英國的流感活躍程度處於非常低水平及平穩(截至二零一零年八月二十九日的一週)。

**Southern hemisphere****南半球**

- In Australia (week ending August 27, 2010), the level of influenza-like illness continued to increase. 澳洲的流感樣病例水平持續上升(截至二零一零年八月二十七日的一週)。
- In New Zealand (week ending September 5, 2010), influenza activity appeared to decrease but was still above the baseline. 新西蘭的流感(H1N1)活躍程度有所下降,但仍高於基線水平(截至二零一零年九月五日的一週)。

**Source of data:**

CDC FLUVIEW; Public Health Agency of Canada FluWatch and WHO/Europe EuropeFlu. Hospital Authority(\*); ILI consultations in Sentinel Private Doctors and General Outpatient Clinics; positive influenza detections from Virology Division of Public Health Laboratory Services Branch; notifications of influenza outbreaks received from the Centre for Health Protection; Sentinel Surveillance Systems at Child Care Centres (CCC); Sentinel Surveillance Systems at Residential Care Homes for the Elderly (RCHE).