

EVSCAN (Week 29) As of Jul 17, 2025

EV SCAN is a weekly report produced by the Enteric and Vector-borne Disease Section of the Centre for Health Protection, Department of Health. It summarises the surveillance findings of local situation of hand, foot and mouth disease (HFMD) and enterovirus 71 (EV71) infection.

HIGHLIGHTS

- The overall activity of hand, foot and mouth disease (HFMD) in Hong Kong was comparable to the preceding week and remained at the baseline level, but an increasing trend was noted in some indicators. It is expected that the HFMD activity may continue to increase.
- In Hong Kong, the usual peak season for HFMD and EV71 infection is from May to July. A smaller peak may also occur from October to December.
- HFMD is a common disease in children usually caused by enteroviruses such as Coxsackieviruses and EV71. EV71 infection is of particular concern as it is more likely to be associated with severe medical complications and even death.

LATEST FIGURES IN HONG KONG

HFMD (including herpangina) institutional outbreaks

Time Period	Number reported
This week, preliminary data (Week 29, Jul 13 to Jul 17)	5
Last week (Week 28, Jul 6 to Jul 12)	6
2025 as of Jul 17	63

Laboratory confirmed EV71 infection

Time Period	Number reported
This week, preliminary data (Week 29, Jul 13 to Jul 17)	0
Last week (Week 28, Jul 6 to Jul 12)	0
2025 as of Jul 17	0
Cases with severe complication in 2025 as of Jul 17	0
Fatal cases in 2025 as of Jul 17	0

Severe paediatric enterovirus infection (other than EV71 and poliovirus)

Time Period	Number reported
This week, preliminary data (Week 29, Jul 13 to Jul 17)	0
Last week (Week 28, Jul 6 to Jul 12)	0
2025 as of Jul 17	1
Fatal cases in 2025 as of Jul 17	0

ANNUAL NUMBER OF HFMD OUTBREAKS AND EV71 INFECTION IN HONG KONG

Year	Number of HFMD (including herpangina) institutional outbreaks	Persons affected in HFMD (including herpangina) institutional outbreaks	Number of EV71 cases	Number of EV71 deaths
2019	675	3884	6	0
2020	3	10	0	0
2021	0	0	1	0
2022	4	16	0	0
2023	404	2125	0	0
2024	484	2416	10	0

Figure 1. No. of EV71 cases by week since 2023

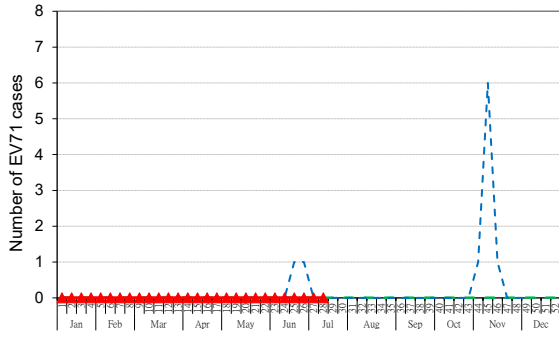


Figure 2. No. of HFMD institutional outbreaks by week since 2023

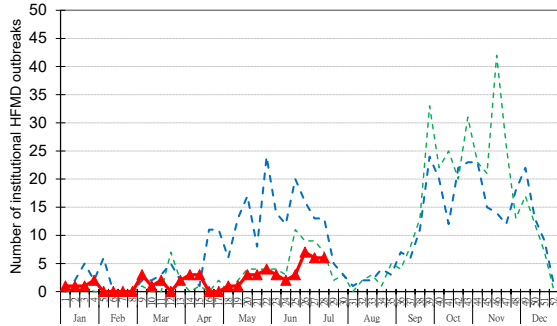


Figure 3. No. of hospital admission episodes of HFMD by week since 2023

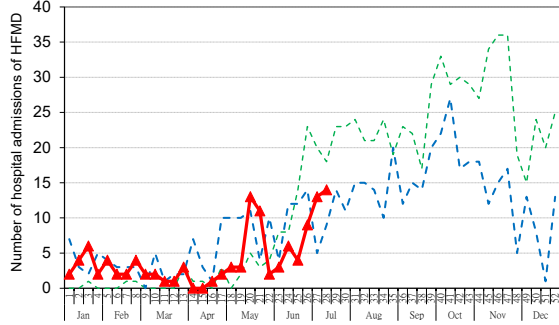


Figure 4. Accident & Emergency Departments surveillance of HFMD syndrome group since 2023

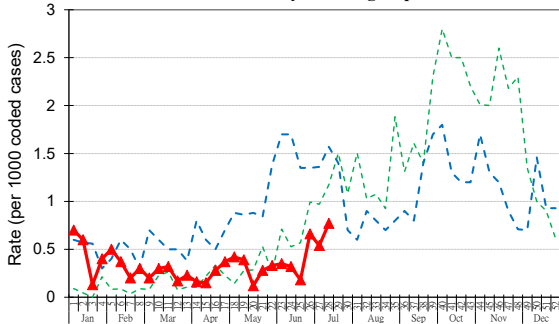


Figure 5. HFMD sentinel surveillance based at child care centres/kindergartens by week since 2023

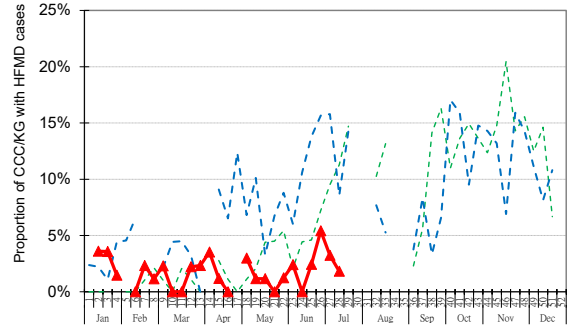


Figure 6. HFMD sentinel surveillance among private medical practitioner clinics by week since 2023

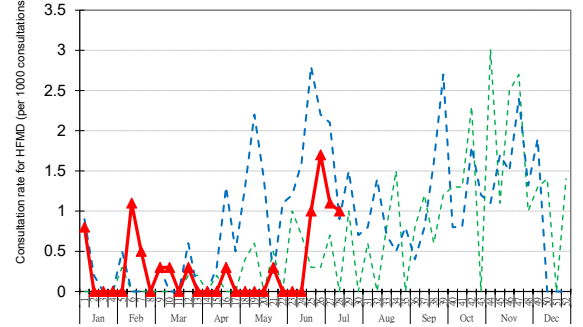
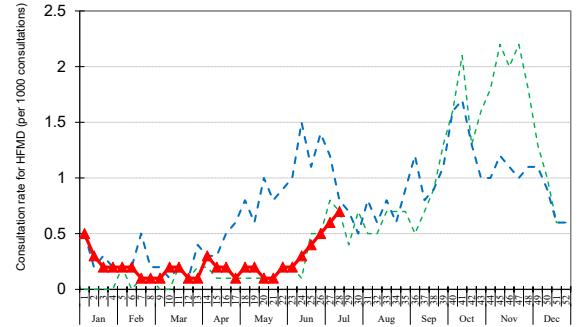


Figure 7. HFMD sentinel surveillance among General Out-patient Clinics by week since 2023



Legend: - - - - 2023 - - - - 2024 - - - - 2025