

# EVSCAN (Week 32) As of Aug 7, 2025

EV SCAN is a weekly report produced by the Enteric and Vector-borne Disease Section of the Centre for Health Protection, Department of Health. It summarises the surveillance findings of local situation of hand, foot and mouth disease (HFMD) and enterovirus 71 (EV71) infection.

## HIGHLIGHTS

- The overall activity of hand, foot and mouth disease (HFMD) in Hong Kong remained at the baseline level. Some indicators with increasing trends have slowed down compared to the preceding week. It is expected that the HFMD activity may continue to increase.
- In Hong Kong, the usual peak season for HFMD and EV71 infection is from May to July. A smaller peak may also occur from October to December.
- HFMD is a common disease in children usually caused by enteroviruses such as Coxsackieviruses and EV71. EV71 infection is of particular concern as it is more likely to be associated with severe medical complications and even death.

## LATEST FIGURES IN HONG KONG

### HFMD (including herpangina) institutional outbreaks

| Time Period   | Number reported |
|---|-----------------|
| This week, preliminary data (Week 32, Aug 3 to Aug 7) | 1               |
| Last week (Week 31, Jul 27 to Aug 2)                  | 6               |
| 2025 as of Aug 7                                      | 72              |

### Laboratory confirmed EV71 infection

| Time Period   | Number reported |
|---|-----------------|
| This week, preliminary data (Week 32, Aug 3 to Aug 7) | 0               |
| Last week (Week 31, Jul 27 to Aug 2)                  | 0               |
| 2025 as of Aug 7                                      | 0               |
| Cases with severe complication in 2025 as of Aug 7    | 0               |
| Fatal cases in 2025 as of Aug 7                       | 0               |

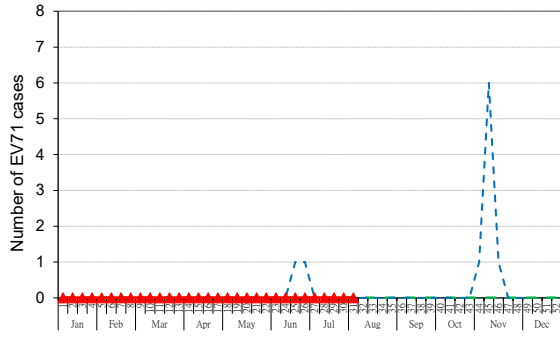
### Severe paediatric enterovirus infection (other than EV71 and poliovirus)

| Time Period   | Number reported |
|---|-----------------|
| This week, preliminary data (Week 32, Aug 3 to Aug 7) | 0               |
| Last week (Week 31, Jul 27 to Aug 2)                  | 0               |
| 2025 as of Aug 7                                      | 2               |
| Fatal cases in 2025 as of Aug 7                       | 0               |

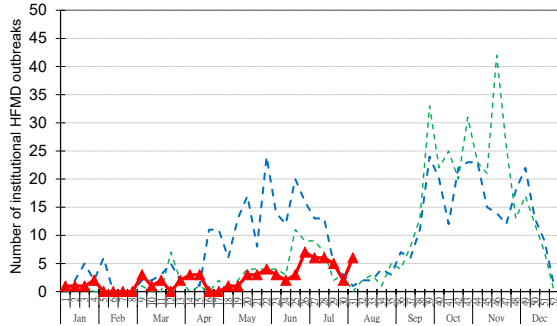
## ANNUAL NUMBER OF HFMD OUTBREAKS AND EV71 INFECTION IN HONG KONG

| Year | Number of HFMD (including herpangina) institutional outbreaks | Persons affected in HFMD (including herpangina) institutional outbreaks | Number of EV71 cases | Number of EV71 deaths |
|------|---|---|----------------------|-----------------------|
| 2019 | 675   | 3884  | 6                    | 0                     |
| 2020 | 3   | 10  | 0                    | 0                     |
| 2021 | 0   | 0   | 1                    | 0                     |
| 2022 | 4   | 16  | 0                    | 0                     |
| 2023 | 404   | 2125  | 0                    | 0                     |
| 2024 | 484   | 2416  | 10                   | 0                     |

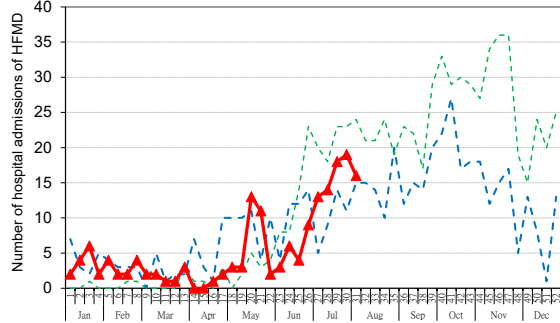
**Figure 1. No. of EV71 cases by week since 2023**



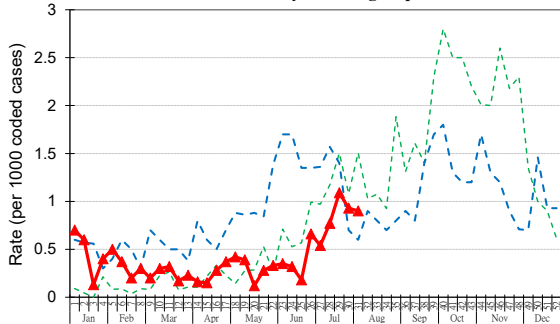
**Figure 2. No. of HFMD institutional outbreaks by week since 2023**



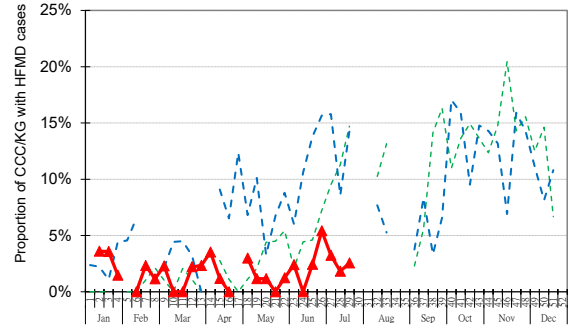
**Figure 3. No. of hospital admission episodes of HFMD by week since 2023**



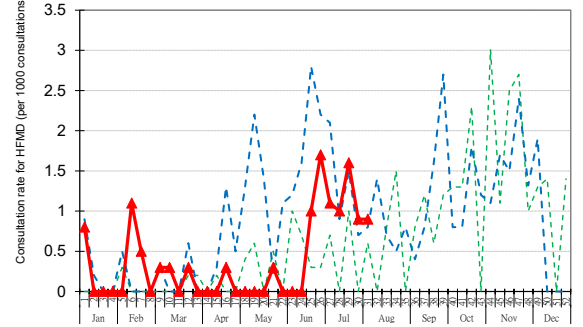
**Figure 4. Accident & Emergency Departments surveillance of HFMD syndrome group since 2023**



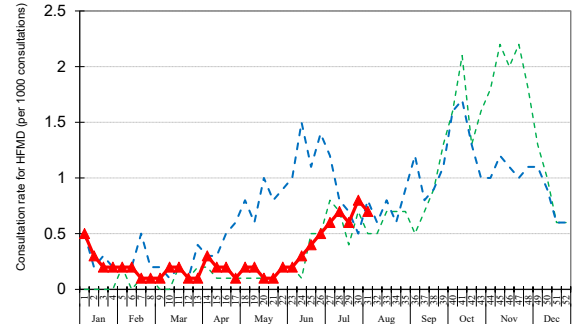
**Figure 5. HFMD sentinel surveillance based at child care centres/kindergartens by week since 2023**



**Figure 6. HFMD sentinel surveillance among private medical practitioner clinics by week since 2023**



**Figure 7. HFMD sentinel surveillance among General Out-patient Clinics by week since 2023**



Legend: --- 2023 --- 2024 --- 2025