

EVSCAN (Week 38) As of Sep 18, 2025

EV SCAN is a weekly report produced by the Enteric and Vector-borne Disease Section of the Centre for Health Protection, Department of Health. It summarises the surveillance findings of local situation of hand, foot and mouth disease (HFMD) and enterovirus 71 (EV71) infection.

HIGHLIGHTS

- The overall activity of hand, foot and mouth disease (HFMD) in Hong Kong has increased.
- In Hong Kong, the usual peak season for HFMD and EV71 infection is from May to July. A smaller peak may also occur from October to December.
- HFMD is a common disease in children usually caused by enteroviruses such as Coxsackieviruses and EV71. EV71 infection is of particular concern as it is more likely to be associated with severe medical complications and even death.

LATEST FIGURES IN HONG KONG

HFMD (including herpangina) institutional outbreaks

| Time Period | Number reported |
|---|-----------------|
| This week, preliminary data (Week 38, Sep 14 to Sep 18) | 16 |
| Last week (Week 37, Sep 7 to Sep 13) | 7 |
| 2025 as of Sep 18 | 111 |

Laboratory confirmed EV71 infection

| Time Period | Number reported |
|---|-----------------|
| This week, preliminary data (Week 38, Sep 14 to Sep 18) | 0 |
| Last week (Week 37, Sep 7 to Sep 13) | 0 |
| 2025 as of Sep 18 | 0 |
| Cases with severe complication in 2025 as of Sep 18 | 0 |
| Fatal cases in 2025 as of Sep 18 | 0 |

Severe paediatric enterovirus infection (other than EV71 and poliovirus)

| Time Period | Number reported |
|---|-----------------|
| This week, preliminary data (Week 38, Sep 14 to Sep 18) | 0 |
| Last week (Week 37, Sep 7 to Sep 13) | 0 |
| 2025 as of Sep 18 | 3 |
| Fatal cases in 2025 as of Sep 18 | 0 |

ANNUAL NUMBER OF HFMD OUTBREAKS AND EV71 INFECTION IN HONG KONG

| Year | Number of HFMD (including herpangina) institutional outbreaks | Persons affected in HFMD (including herpangina) institutional outbreaks | Number of EV71 cases | Number of EV71 deaths |
|------|---|---|----------------------|-----------------------|
| 2019 | 675 | 3884 | 6 | 0 |
| 2020 | 3 | 10 | 0 | 0 |
| 2021 | 0 | 0 | 1 | 0 |
| 2022 | 4 | 16 | 0 | 0 |
| 2023 | 404 | 2125 | 0 | 0 |
| 2024 | 484 | 2416 | 10 | 0 |

Figure 1. No. of EV71 cases by week since 2023

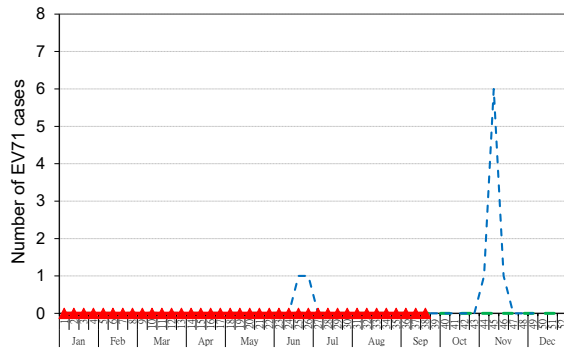


Figure 2. No. of HFMD institutional outbreaks by week since 2023

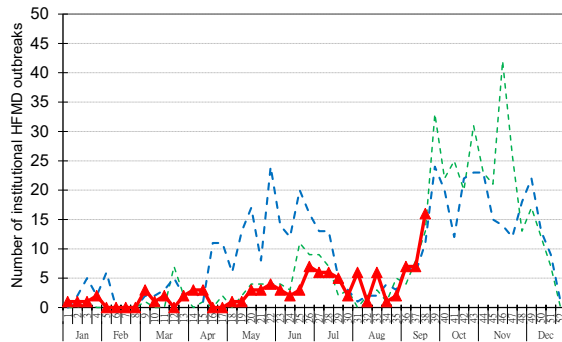


Figure 3. No. of hospital admission episodes of HFMD by week since 2023

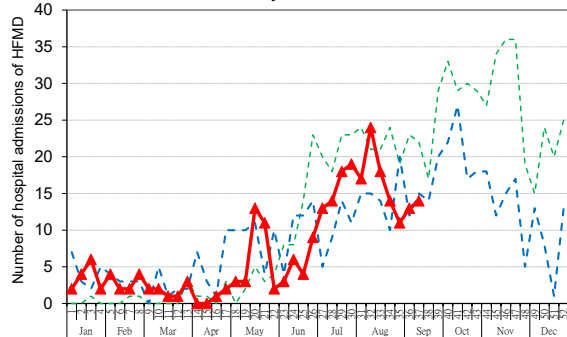


Figure 4. Accident & Emergency Departments surveillance of HFMD syndrome group since 2023

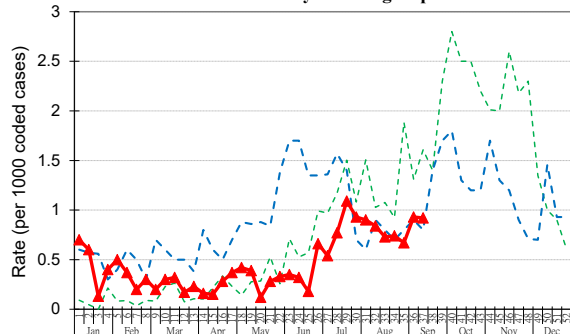


Figure 5. HFMD sentinel surveillance based at child care centres/kindergartens by week since 2023

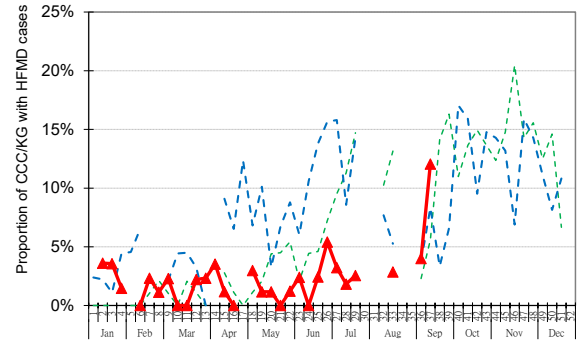


Figure 6. HFMD sentinel surveillance among private medical practitioner clinics by week since 2023

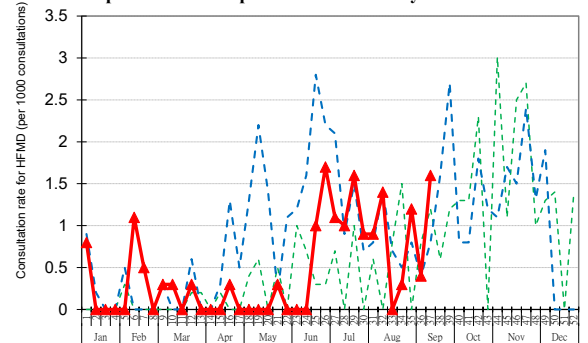
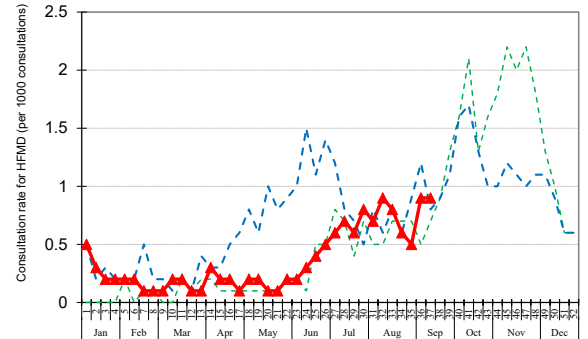


Figure 7. HFMD sentinel surveillance among General Out-patient Clinics by week since 2023



Legend: - - - - 2023 - - - - 2024 - - - - 2025