EV SCAN (Week 45) As of Nov 5, 2026

衛生防護中心 Centre for Health Protection
衛生署 Department of Health

EV SCAN is a weekly report produced by the Enteric and Vector-borne Disease Section of the Centre for Health Protection, Department of Health. It summarises the surveillance findings of local situation of hand, foot and mouth disease (HFMD) and enterovirus 71 (EV71) infection.

HIGHLIGHTS

- The latest surveillance data showed that the overall activity of hand, foot and mouth disease (HFMD) in Hong Kong remained at high level.
- EV 71 infection: No case recorded this year so far.
- Severe paediatric enterovirus infection (other than EV71 or poliovirus): No case recorded this year so far.
- In Hong Kong, the usual peak season for HFMD is from May to July. Another peak may also occur from October to December.
- HFMD is a common disease in children usually caused by enteroviruses such as Coxsackieviruses and EV71. EV71 infection is of particular concern as it is more likely to be associated with severe medical complications and even death.

WEEKLY OVERVIEW IN HONG KONG

	Week 45 (preliminary data, Nov 1 to Nov 5)	Week 44 (Oct 25 to Oct 31)	2026 as of Nov 5
HFMD (including herpangina) institutional outbreaks (figure 1)	14	12	323
EV 71 infection [number reported]	0	0	0
Severe paediatric enterovirus infection (other than EV71 and poliovirus) [number reported]	0	0	0

ANNUAL NUMBER OF HFMD OUTBREAKS AND EV71 INFECTION IN HONG KONG

Year	Number of HFMD (including herpangina) institutional outbreaks	Persons affected in HFMD (including herpangina) institutional outbreaks	Number of EV71 cases	Number of EV71 deaths
2022	4	16	0	0
2023	404	2125	0	0
2024	484	2416	10	0
2025	320	1625	2	0

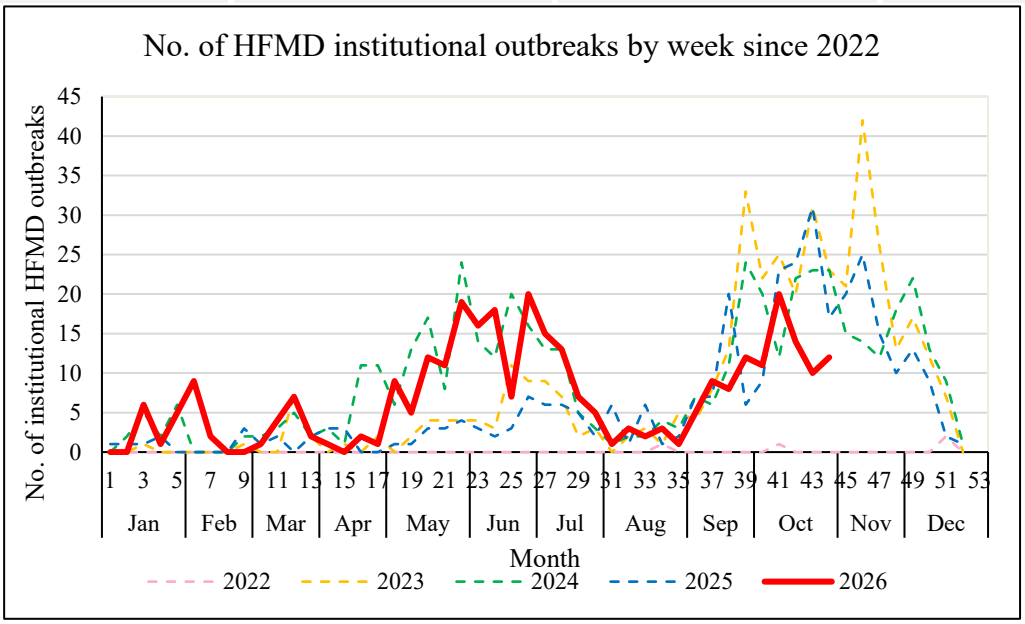

Figure 1 HFMD outbreaks in institutions, 2022-26

HFMD SURVEILLANCE IN MEDICAL INSTITUTIONS

In week 44, the average consultation rate for HFMD among sentinel family medicine clinics was 0.9 cases per 1,000 consultations, which was the same as the rate of 0.9 recorded in the previous week (Figure 2.1, left). The average consultation rate for HFMD among sentinel private medical practitioner (PMP) clinics was 0.4 cases per 1,000 consultations, which was higher than the rate of 0.0 recorded in the previous week (Figure 2.1, right).

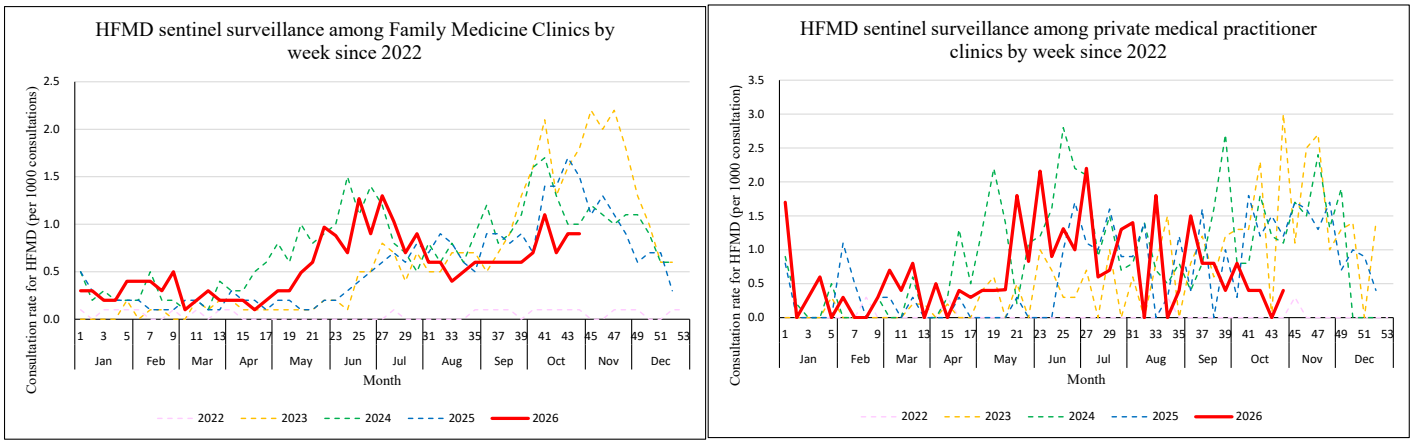

Figure 2.1 HFMD consultation rates at sentinel FMCs (left) and PMP clinics (right), 2022-26

In week 44, the rate of HFMD syndrome group in the accident and emergency departments (AEDs) was 0.7 (per 1,000 coded cases), which was lower than rate of 0.9 in the previous week (figure 2.2).
Note: This syndrome group includes codes related to hand, foot and mouth disease, herpangina, and enterovirus related presentations.

In week 44, there were 19 admission episodes in public hospitals with principal diagnosis of HFMD, compared with 25 recorded in the previous week (figure 2.3).

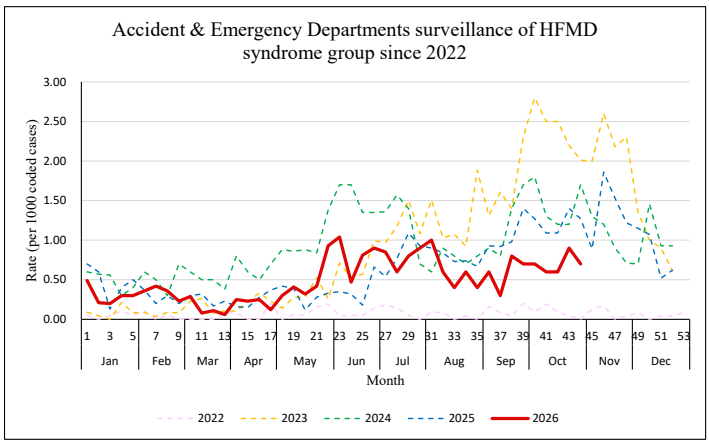

Figure 2.2 Rate of HFMD syndrome group in AEDs, 2022-26

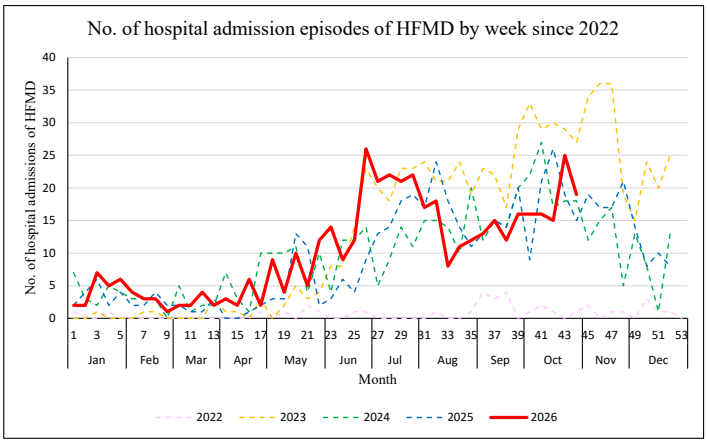

Figure 2.3 HFMD admission episodes in public hospitals, 2022-26

HFMD SURVEILLANCE IN COMMUNITY

In week 44, 6.3% of sentinel child care centres / kindergartens (CCC/KGs) had HFMD cases as compared to 9.0% recorded in the previous week (figure 3).

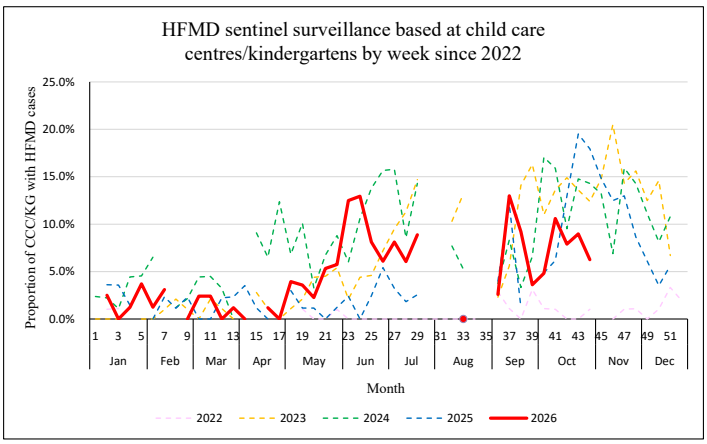

Figure 3 Percentage of sentinel CCCs/KGs with HFMD cases, 2022-26