

Latest situation of cases of COVID-19 (as of 21 December 2021)

Eight confirmed cases of COVID-19 were reported in Hong Kong on 21 December 2021 (Table 1).

Table 1: Details of confirmed/probable cases of COVID-19 reported on 21 December 2021

Case no.	Report date	Date of onset	Gender	Age	HK/Non-HK resident	Case classification*	Confirmed/ Probable
12540	21/12/2021	Asymptomatic	M	29	HK resident	Imported case	Confirmed
12541	21/12/2021	Asymptomatic	F	54	HK resident	Imported case	Confirmed
12542	21/12/2021	Asymptomatic	M	44	Non-HK resident	Imported case	Confirmed
12543	21/12/2021	19/12/2021	M	37	Non-HK resident	Imported case	Confirmed
12544	21/12/2021	Asymptomatic	M	44	HK resident	Imported case	Confirmed
12545	21/12/2021	Asymptomatic	M	61	HK resident	Imported case	Confirmed
12546	21/12/2021	Asymptomatic	M	11	HK resident	Imported case	Confirmed
12547	21/12/2021	Asymptomatic	M	23	HK resident	Imported case	Confirmed

* The case classification may be subject to changes when there is new information available.

In the recent 7-day period from 15 - 21 December 2021, an average of 6.6 cases were reported per day, as compared with 3.4 cases per day reported in the previous 7-day period from 8 -14 December 2021 (Figure 1).

Figure 1(i): Daily number and 7-day moving average of COVID-19 cases

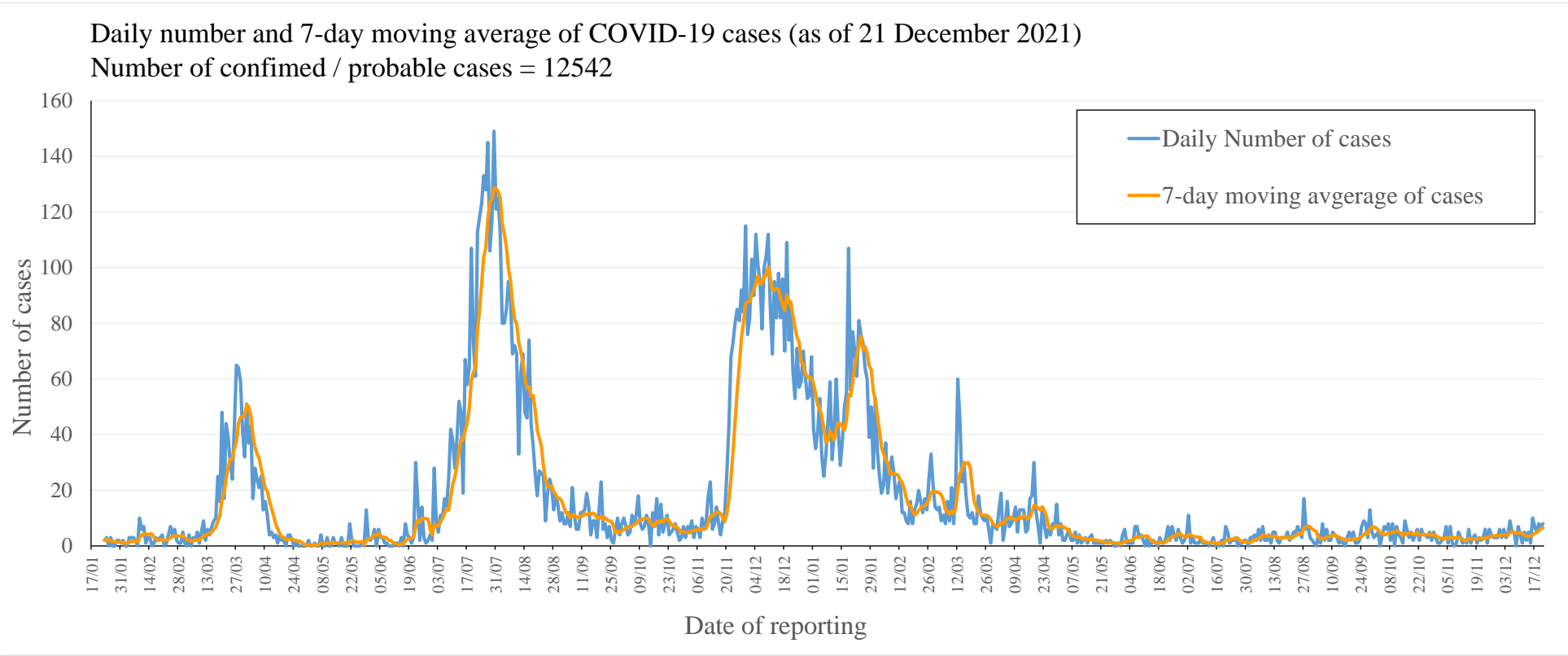


Figure 1(ii): Daily number and 7-day moving average of COVID-19 cases in the past 4 weeks

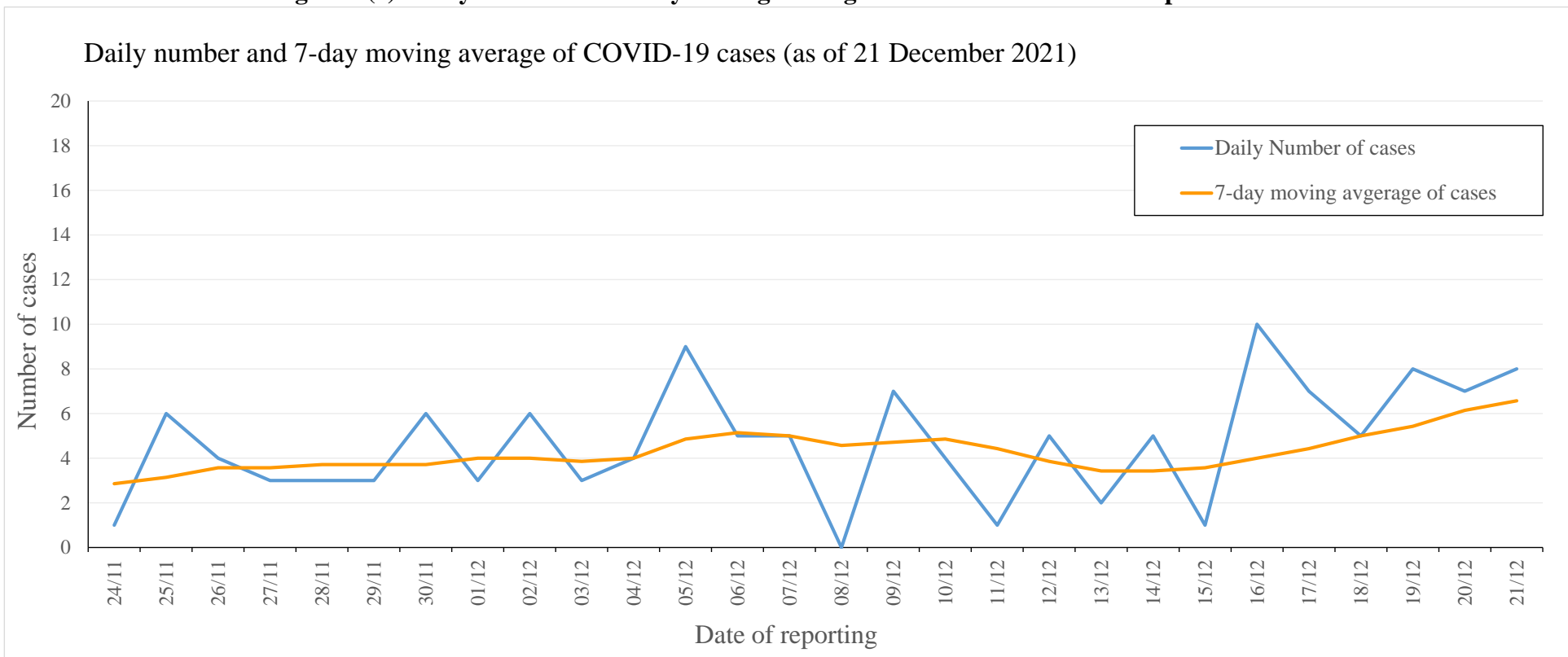
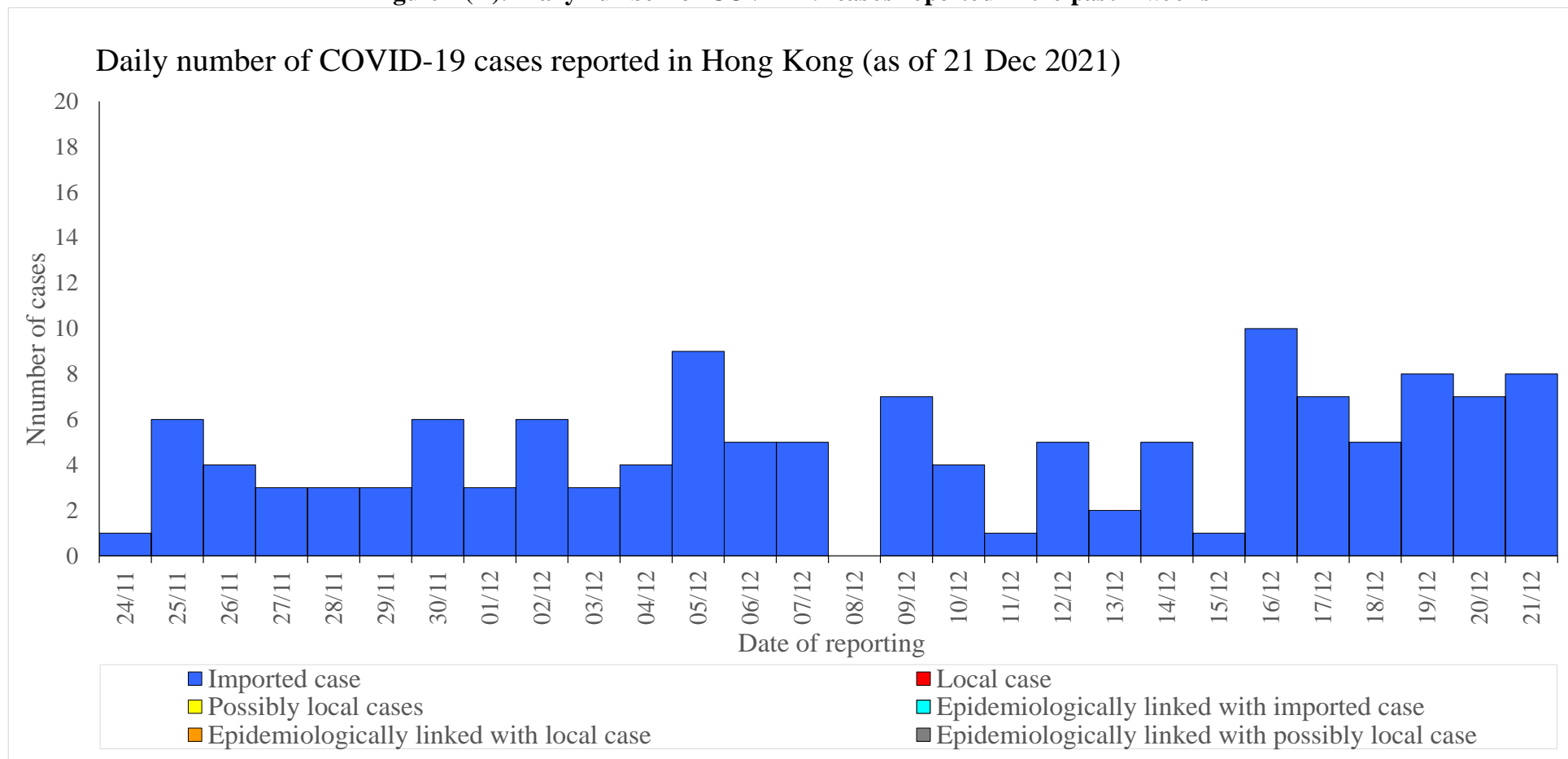


Figure 1(iii): Daily number of COVID-19 cases reported in the past 4 weeks



In the past four weeks, there was 1 large cluster with new cases reported in Hong Kong (Table 2).

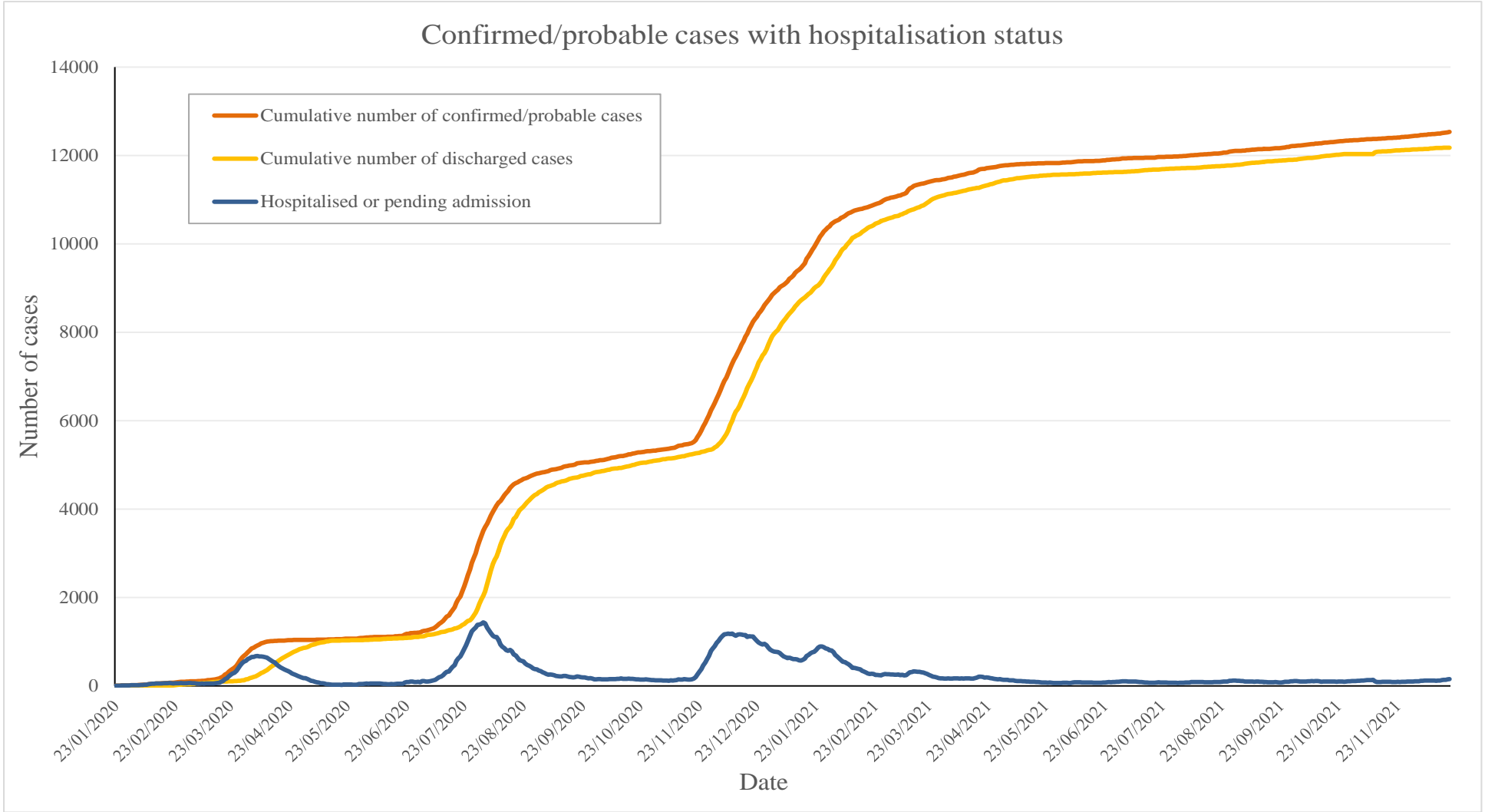
Table 2: Large clusters (10 or more cases*) with new cases reported in the past 4 weeks

Cluster	No. of New Cases	Total No. of Cases	Involved Case number
Flight EK384 (21/11/2021)	0	11	12411, 12412, 12413, 12420, 12429, 12434, 12437, 12438, 12439, 12443, 12447

*Cases involved including confirmed close contacts with epidemiological linkage.

Since 31 December 2019, the Centre for Health Protection (CHP) of the Department of Health has recorded a total of 12542 cases of COVID-19, including 12541 confirmed cases and 1 probable case (Case no. 97). Among these cases, 12184 were discharged and 213 were fatal cases, and 109 cases were still hospitalised or pending admission (Figure 2).

Figure 2: Confirmed/probable cases with hospitalisation status



Note: 213 confirmed cases were fatal cases.

Further analysis of these cases could be referred to the tables and figures below. For details of previously reported cases, please refer to the COVID-19 thematic website (https://www.chp.gov.hk/files/xls/previous_cases_covid19_en.xlsx). Five cases were deleted from the list of confirmed cases of COVID-19 in Hong Kong on 3 September 2021 (<https://www.info.gov.hk/gia/general/202109/03/P2021090300392.htm>).

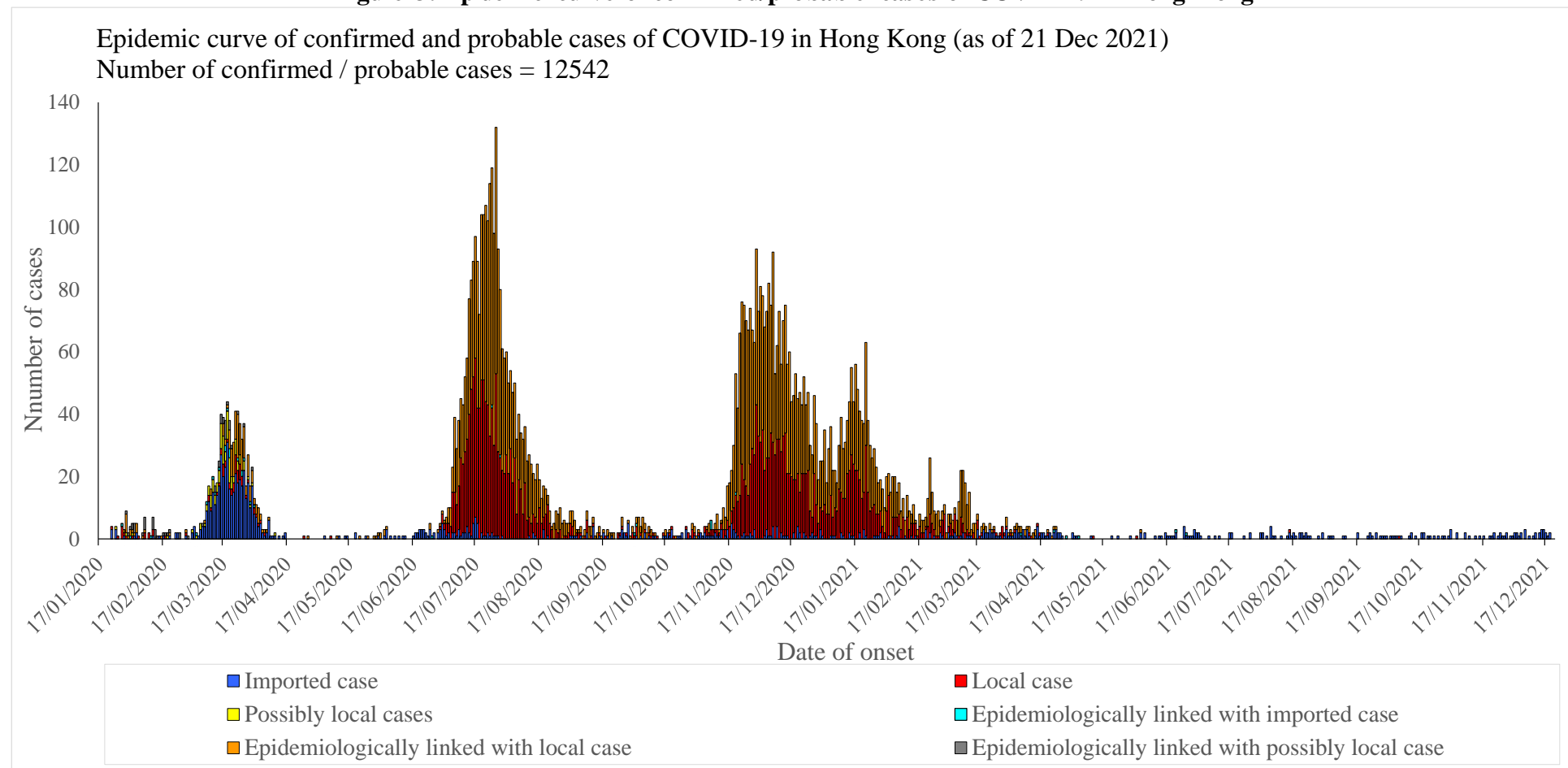
Table 3 shows the classification of confirmed/probable cases.

Table 3: Number of confirmed/probable cases by case classification

Reporting period	Imported case	Local case	Possibly local	Epidemiologically linked with imported case	Epidemiologically linked with local case	Epidemiologically linked with possibly local case	Period total
Since first reported case on 23 January 2020	3139 (25.0%)	3158 (25.2%)	103 (0.8%)	59 (0.5%)	6021 (48.0%)	62 (0.5%)	12542 (100.0%)
24/11 - 30/11	26 (100.0%)	0 (0.0%)	0 (0.0%)	0 (0.0%)	0 (0.0%)	0 (0.0%)	26 (100.0%)
1/12 - 7/12	35 (100.0%)	0 (0.0%)	0 (0.0%)	0 (0.0%)	0 (0.0%)	0 (0.0%)	35 (100.0%)
8/12 - 14/12	24 (100.0%)	0 (0.0%)	0 (0.0%)	0 (0.0%)	0 (0.0%)	0 (0.0%)	24 (100.0%)
15/12 - 21/12	46 (100.0%)	0 (0.0%)	0 (0.0%)	0 (0.0%)	0 (0.0%)	0 (0.0%)	46 (100.0%)

Figure 3 shows the epidemic curve of confirmed/probable cases of COVID-19. Asymptomatic cases are not shown in this epidemic curve.

Figure 3: Epidemic curve of confirmed/probable cases of COVID-19 in Hong Kong



Note: The case classification may be subject to changes when there is new information available.

Figure 4 shows cases including 6052 males and 6490 females with ages of the cases ranged from 12 days to 100 years (median: 43 years).

Figure 4: Age distribution of COVID-19 cases in Hong Kong

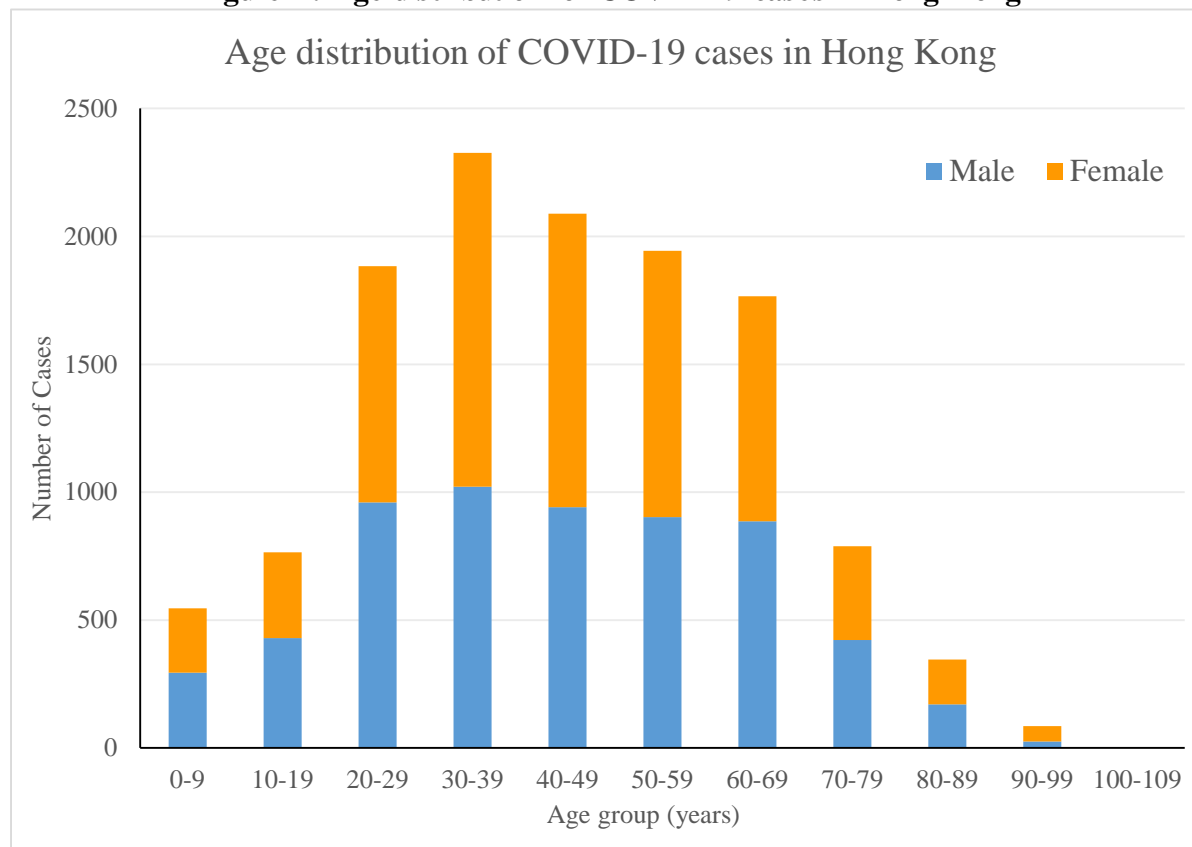
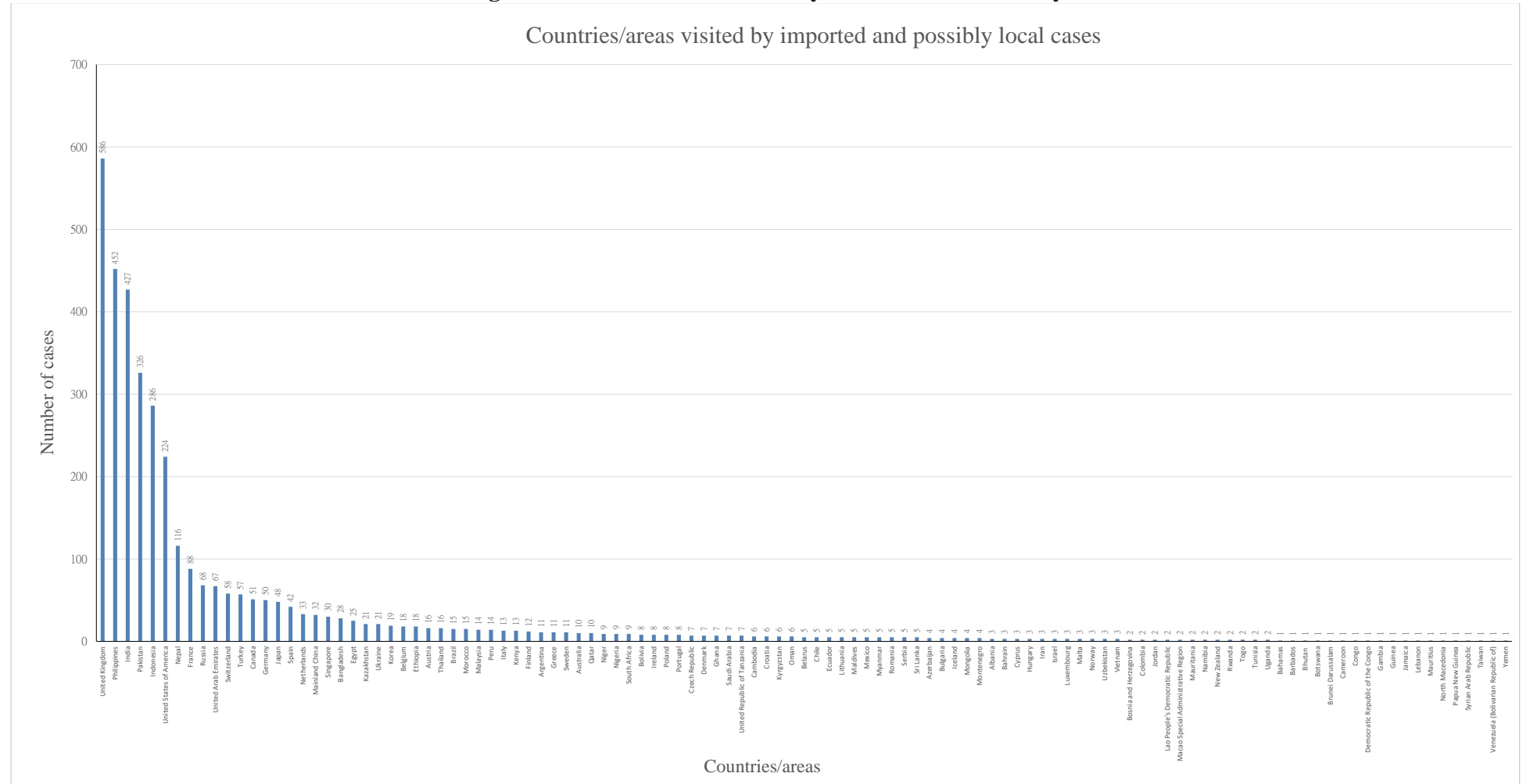


Figure 5 shows the countries/areas visited by the cases with travel history outside Hong Kong during the incubation period (imported and possibly local cases).

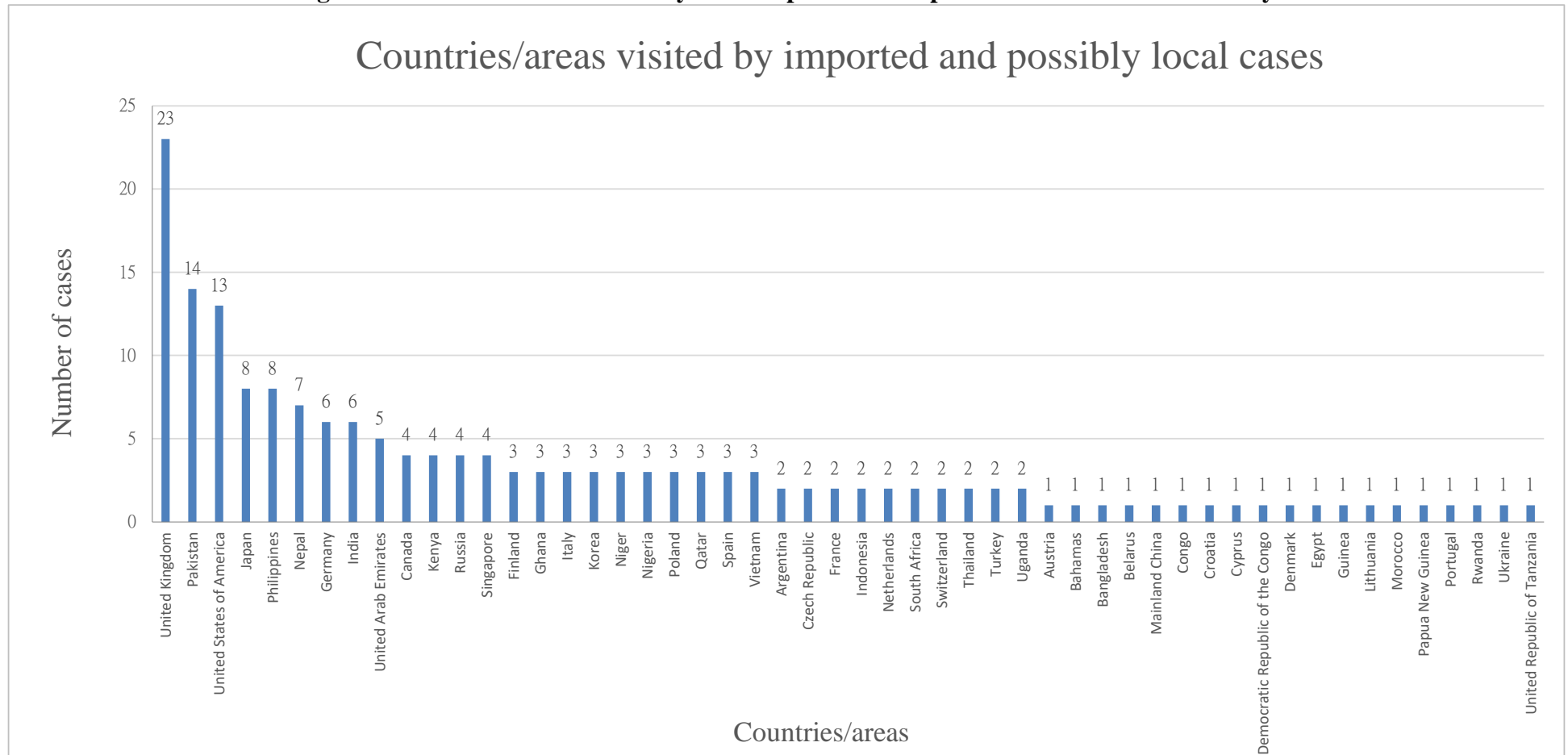
Figure 5: Countries/areas visited by cases with travel history



Note: Some cases had visited more than one country/area.

Figure 6 shows the countries/areas visited by the cases reported in the past 4 weeks with travel history outside Hong Kong during the incubation period (imported and possibly local cases).

Figure 6: Countries/areas visited by cases reported in the past 4 weeks with travel history



Note: Some cases had visited more than one country/area.

Table 4 shows the mode of detection for confirmed/probable cases in Hong Kong.

Table 4: Mode of detection for confirmed/probable cases in Hong Kong

Category	Number of cases (percentage) Since 23 January 2020	Number of cases (percentage) In the past 4 weeks
(1) Cases fulfilling the reporting criteria of COVID-19	336 (2.7%)	0 (0.0%)
(2) Enhanced laboratory surveillance in public hospitals	717 (5.7%)	0 (0.0%)
(3) Enhanced surveillance at Accident and Emergency Departments / General Outpatient Clinics	2582 (20.6%)	0 (0.0%)
(4) Diagnosis / Enhanced surveillance in private hospitals and clinics	1341 (10.7%)	1 (0.8%)
(5) Medical surveillance / contact tracing by Centre for Health Protection	4255 (33.9%)	65 (49.6%)
(6) Enhanced surveillance for asymptomatic inbound travelers	1708 (13.6%)	64 (48.9%)
(7) Enhanced surveillance for persons with higher risk of exposure	26 (0.2%)	0 (0.0%)
(8) Private testing for the targeted groups*	98 (0.8%)	0 (0.0%)
(9) Universal Community Testing Programme	32 (0.3%)	0 (0.0%)
(10) Community testing centre^	1436 (11.4%)	0 (0.0%)
(11) Others	11 (0.1%)	1 (0.8%)
Total	12542 (100.0%)	131 (100.0%)

* <https://www.info.gov.hk/gia/general/202009/19/P2020091900029.htm>

^ Including 1 case detected by temporary testing centre

(Last updated on 21 December 2021)