

Latest situation of cases of COVID-19 (as of 31 December 2021)

19 confirmed cases of COVID-19 were reported in Hong Kong on 31 December 2021 (Table 1).

Table 1: Details of confirmed/probable cases of COVID-19 reported on 31 December 2021

Case no.	Report date	Date of onset	Gender	Age	HK/Non-HK resident	Case classification*	Confirmed/ Probable
12637	31/12/2021	Asymptomatic	M	76	HK resident	Epidemiologically linked with imported case	Confirmed
12638	31/12/2021	Asymptomatic	M	49	HK resident	Imported case	Confirmed
12639	31/12/2021	29/12/2021	F	15	HK resident	Imported case	Confirmed
12640	31/12/2021	Asymptomatic	F	32	HK resident	Imported case	Confirmed
12641	31/12/2021	Asymptomatic	M	13	HK resident	Imported case	Confirmed
12642	31/12/2021	Asymptomatic	F	42	HK resident	Imported case	Confirmed
12643	31/12/2021	Asymptomatic	F	25	HK resident	Imported case	Confirmed
12644	31/12/2021	Asymptomatic	F	36	HK resident	Imported case	Confirmed
12645	31/12/2021	Asymptomatic	F	25	HK resident	Imported case	Confirmed
12646	31/12/2021	Asymptomatic	F	41	HK resident	Imported case	Confirmed
12647	31/12/2021	29/12/2021	M	32	HK resident	Imported case	Confirmed
12648	31/12/2021	Asymptomatic	M	16	HK resident	Imported case	Confirmed
12649	31/12/2021	Asymptomatic	M	47	HK resident	Imported case	Confirmed
12650	31/12/2021	30/12/2021	F	65	HK resident	Imported case	Confirmed
12651	31/12/2021	Asymptomatic	F	28	HK resident	Imported case	Confirmed
12652	31/12/2021	Asymptomatic	M	21	HK resident	Imported case	Confirmed
12653	31/12/2021	30/12/2021	M	61	HK resident	Imported case	Confirmed
12654	31/12/2021	29/12/2021	M	34	HK resident	Epidemiologically linked with imported case	Confirmed
12655	31/12/2021	Asymptomatic	M	30	HK resident	Imported case	Confirmed

* The case classification may be subject to changes when there is new information available.

In the recent 7-day period from 25 - 31 December 2021, an average of 13.4 cases were reported per day, as compared with 6.0 cases per day reported in the previous 7-day period from 18 -24 December 2021 (Figure 1).

Figure 1(i): Daily number and 7-day moving average of COVID-19 cases

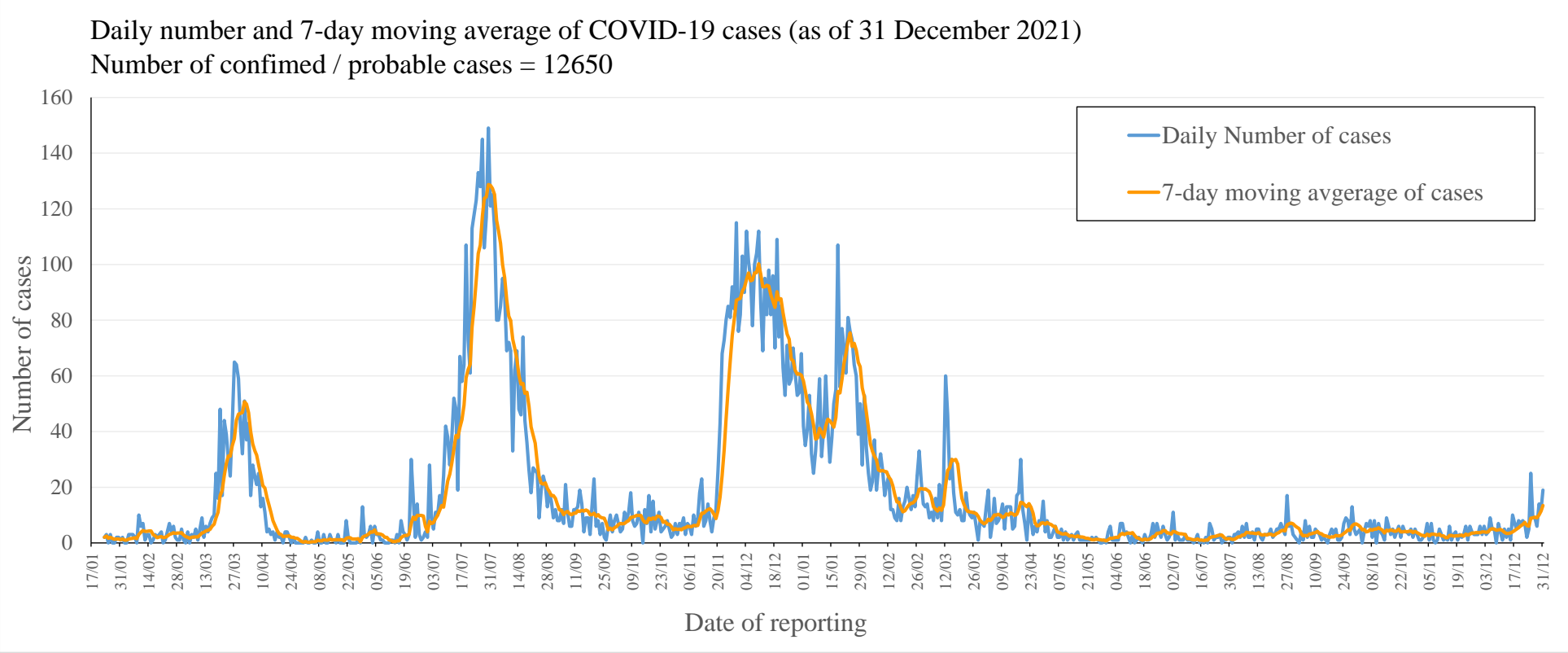


Figure 1(ii): Daily number and 7-day moving average of COVID-19 cases in the past 4 weeks

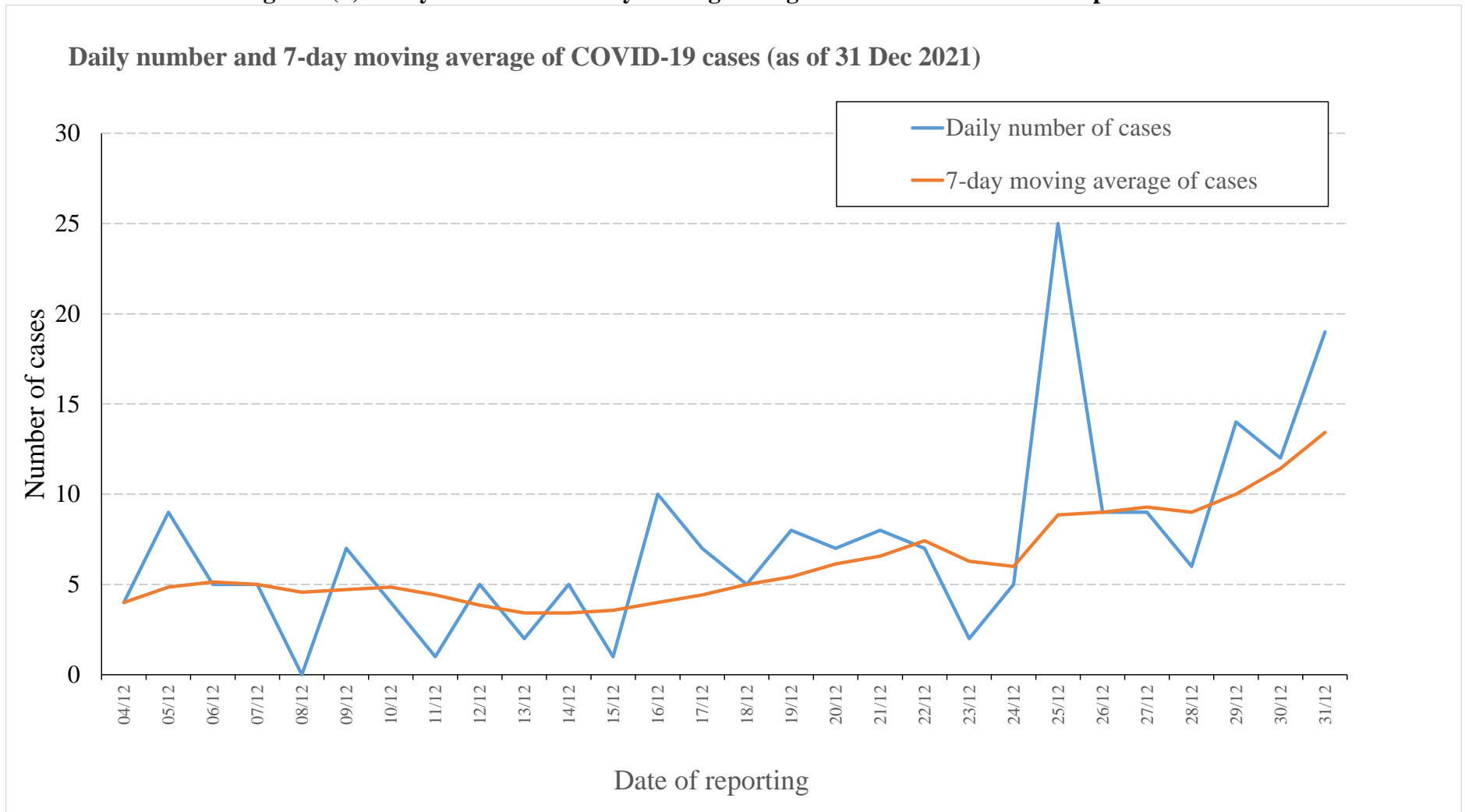
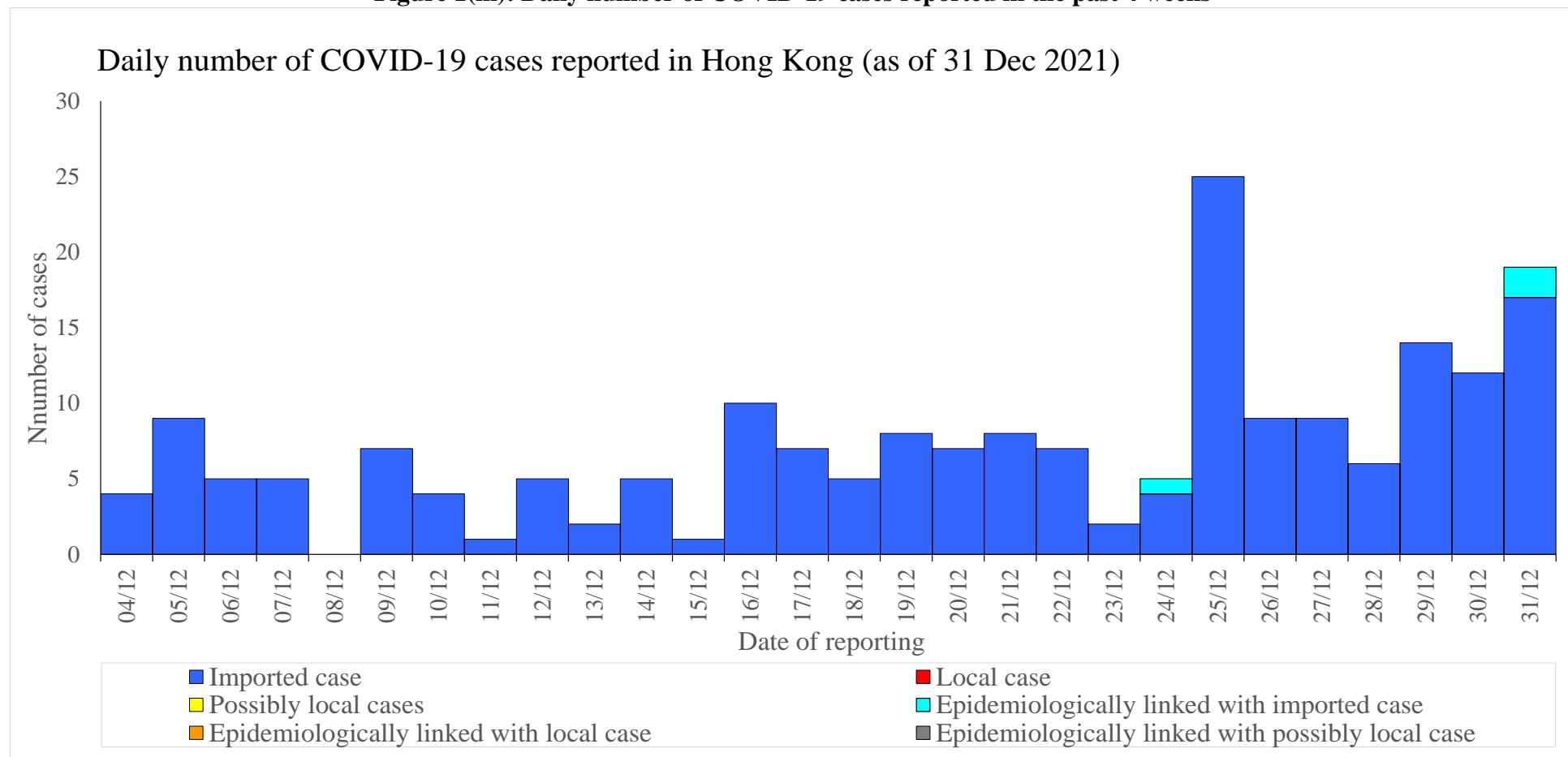


Figure 1(iii): Daily number of COVID-19 cases reported in the past 4 weeks



In the past four weeks, there were no large clusters with new cases reported in Hong Kong (Table 2).

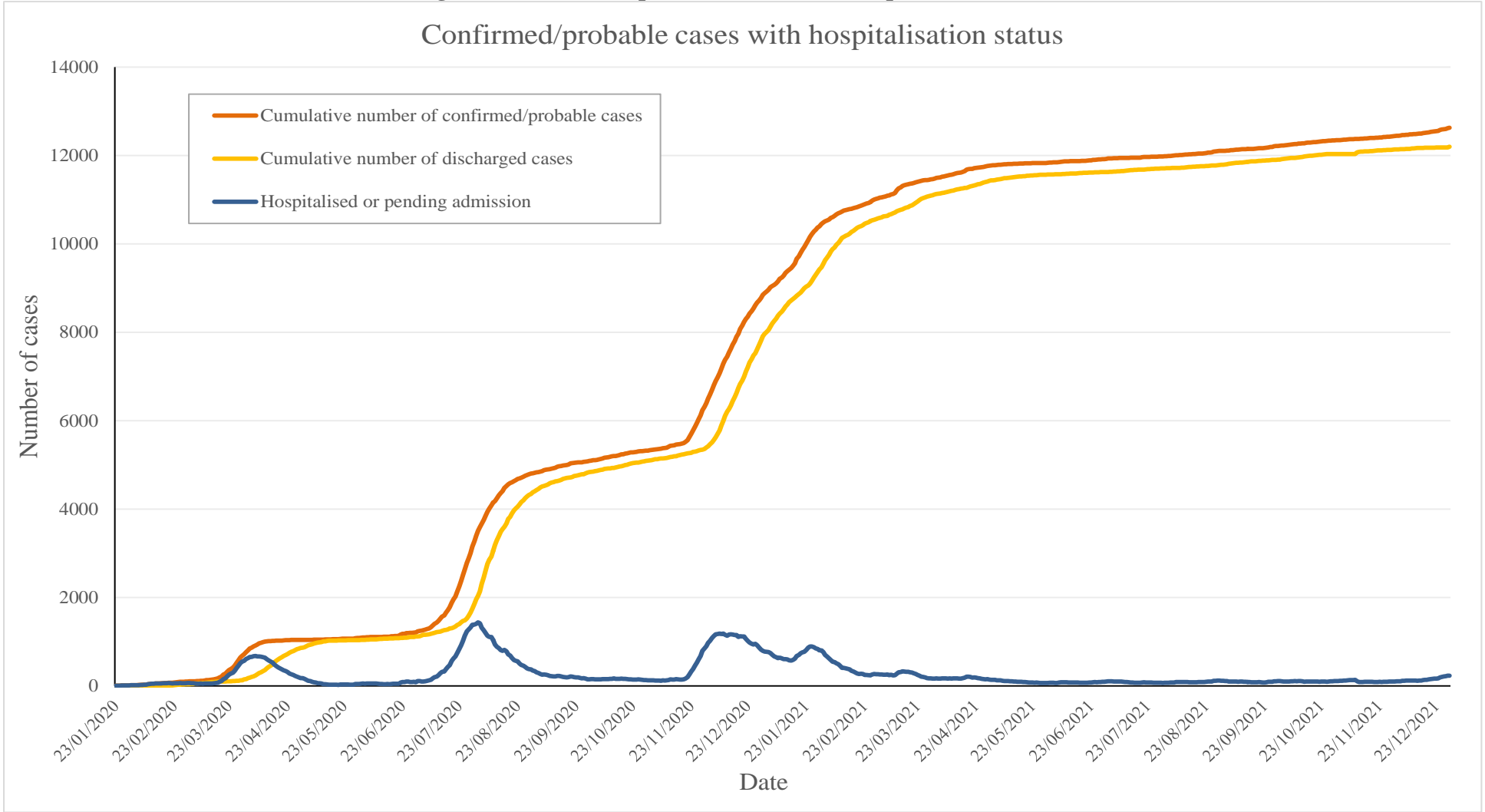
Table 2: Large clusters (10 or more cases*) with new cases reported in the past 4 weeks

Cluster	No. of New Cases	Total No. of Cases	Involved Case number
Nil (as of 31 December 2021)			

*Cases involved including confirmed close contacts with epidemiological linkage.

Since 31 December 2019, the Centre for Health Protection (CHP) of the Department of Health has recorded a total of 12650 cases of COVID-19, including 12649 confirmed cases and 1 probable case (Case no. 97). Among these cases, 12206 were discharged and 213 were fatal cases, and 195 cases were still hospitalised or pending admission (Figure 2).

Figure 2: Confirmed/probable cases with hospitalisation status



Note: 213 confirmed cases were fatal cases.

Further analysis of these cases could be referred to the tables and figures below. For details of previously reported cases, please refer to the COVID-19 thematic website (https://www.chp.gov.hk/files/xls/previous_cases_covid19_en.xlsx). Five cases were deleted from the list of confirmed cases of COVID-19 in Hong Kong on 3 September 2021 (<https://www.info.gov.hk/gia/general/202109/03/P2021090300392.htm>).

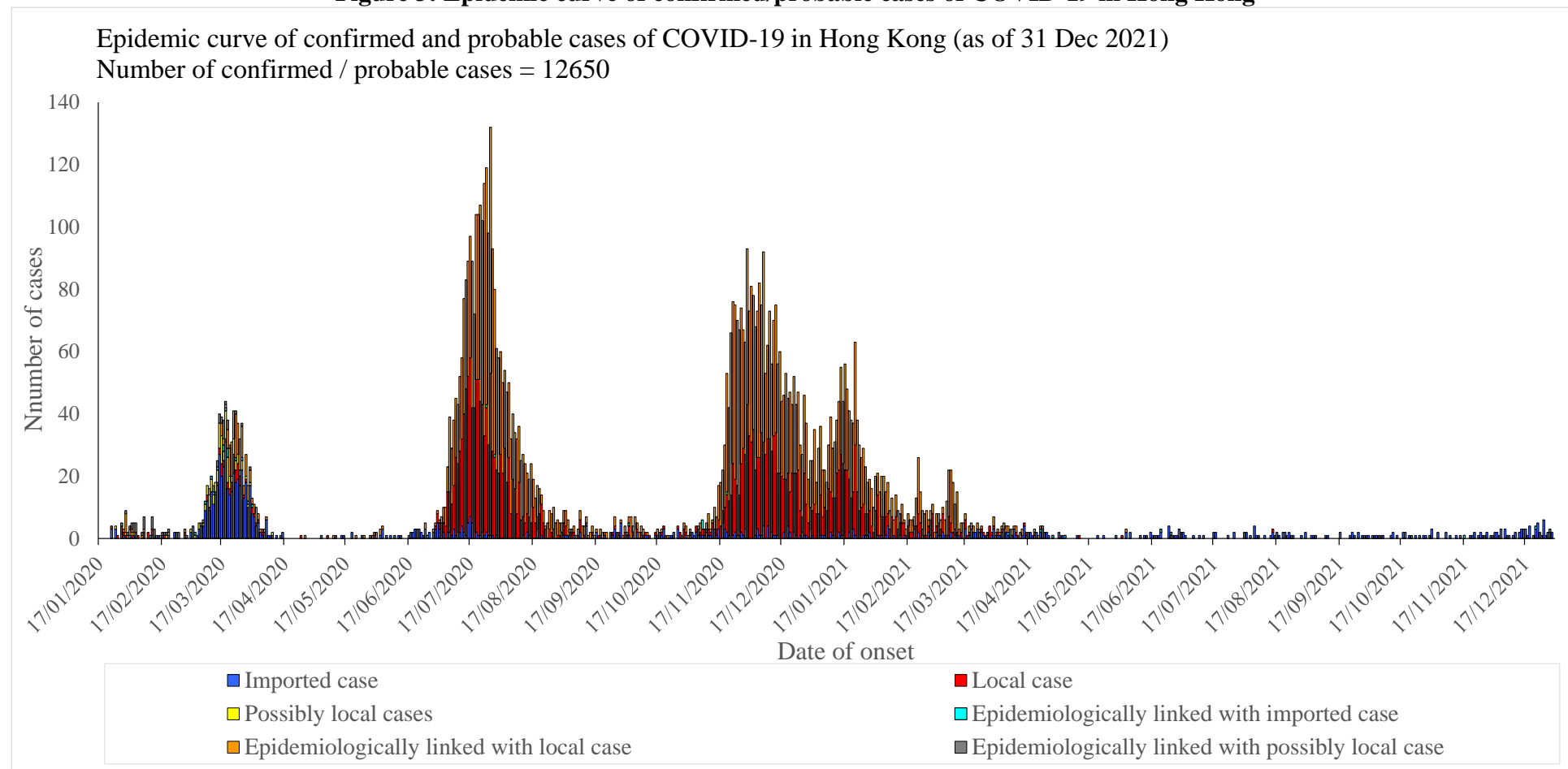
Table 3 shows the classification of confirmed/probable cases.

Table 3: Number of confirmed/probable cases by case classification

Reporting period	Imported case	Local case	Possibly local	Epidemiologically linked with imported case	Epidemiologically linked with local case	Epidemiologically linked with possibly local case	Period total
Since first reported case on 23 January 2020	3243 (25.6%)	3158 (25.0%)	103 (0.8%)	63 (0.5%)	6021 (47.6%)	62 (0.5%)	12650 (100.0%)
4/12 - 10/12	34 (100.0%)	0 (0.0%)	0 (0.0%)	0 (0.0%)	0 (0.0%)	0 (0.0%)	34 (100.0%)
11/12 - 17/12	31 (100.0%)	0 (0.0%)	0 (0.0%)	0 (0.0%)	0 (0.0%)	0 (0.0%)	31 (100.0%)
18/12 - 24/12	41 (97.6%)	0 (0.0%)	0 (0.0%)	1 (2.4%)	0 (0.0%)	0 (0.0%)	42 (100.0%)
25/12 - 31/12	92 (97.9%)	0 (0.0%)	0 (0.0%)	2 (2.1%)	0 (0.0%)	0 (0.0%)	94 (100.0%)

Figure 3 shows the epidemic curve of confirmed/probable cases of COVID-19. Asymptomatic cases are not shown in this epidemic curve.

Figure 3: Epidemic curve of confirmed/probable cases of COVID-19 in Hong Kong



Note: The case classification may be subject to changes when there is new information available.

Figure 4 shows cases including 6114 males and 6536 females with ages of the cases ranged from 12 days to 100 years (median: 43 years).

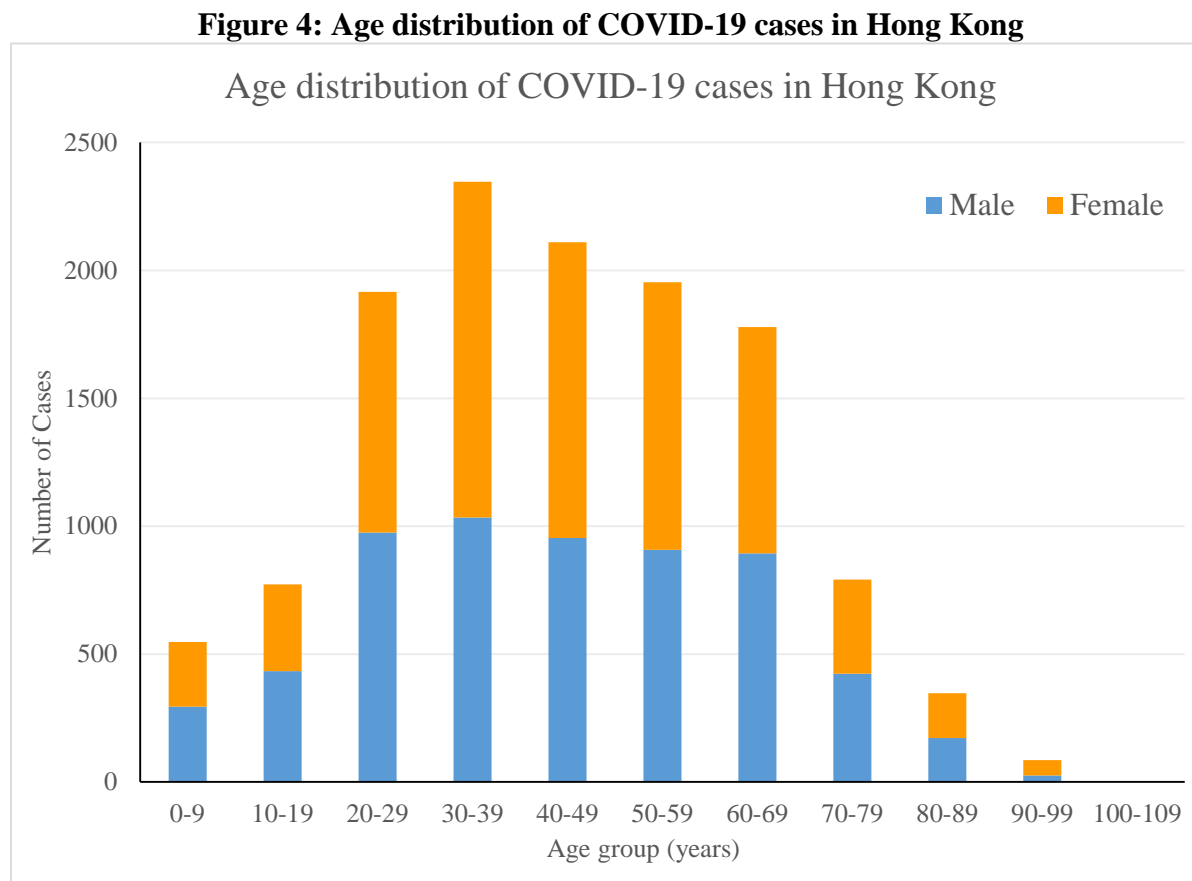
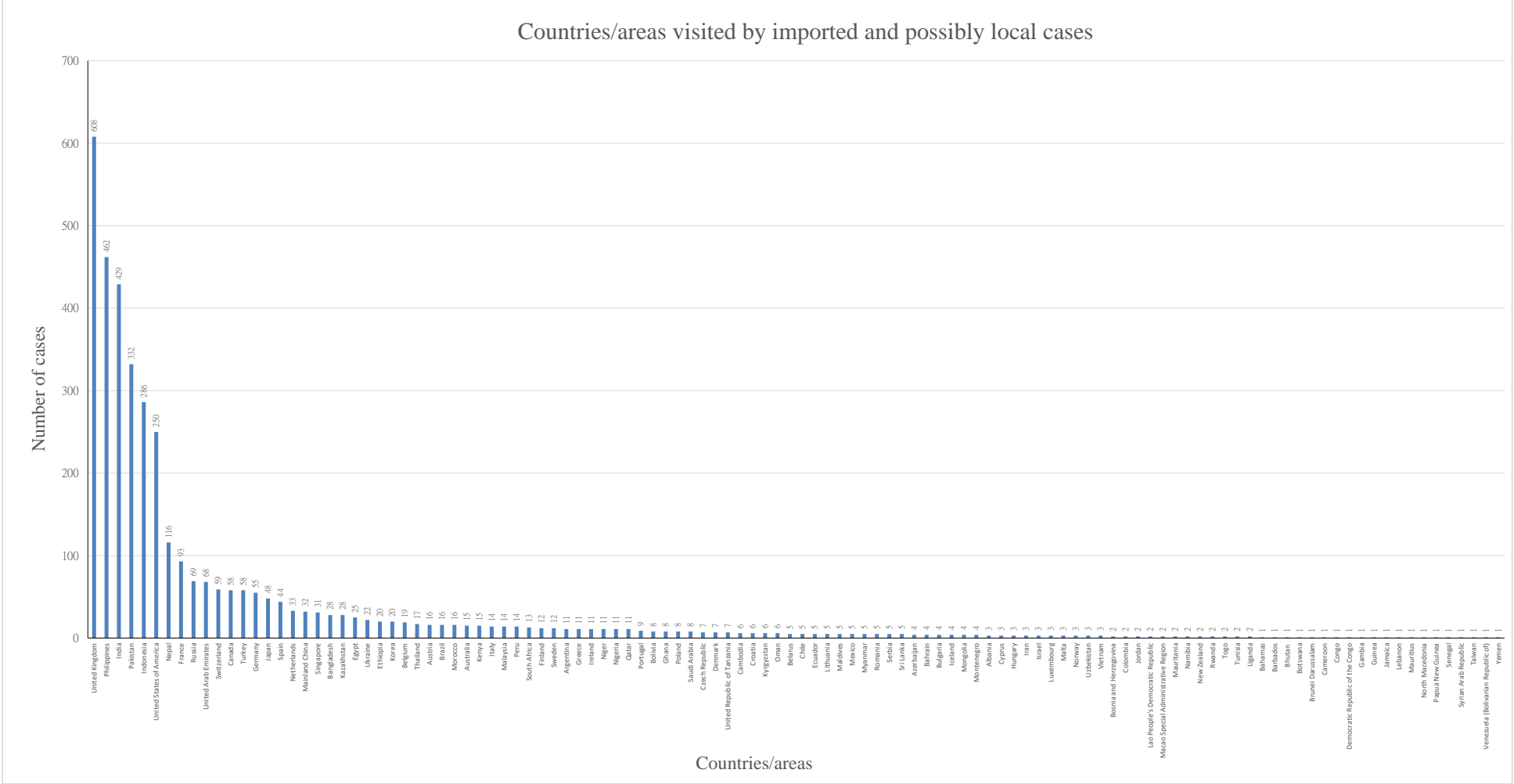


Figure 5 shows the countries/areas visited by the cases with travel history outside Hong Kong during the incubation period (imported and possibly local cases).

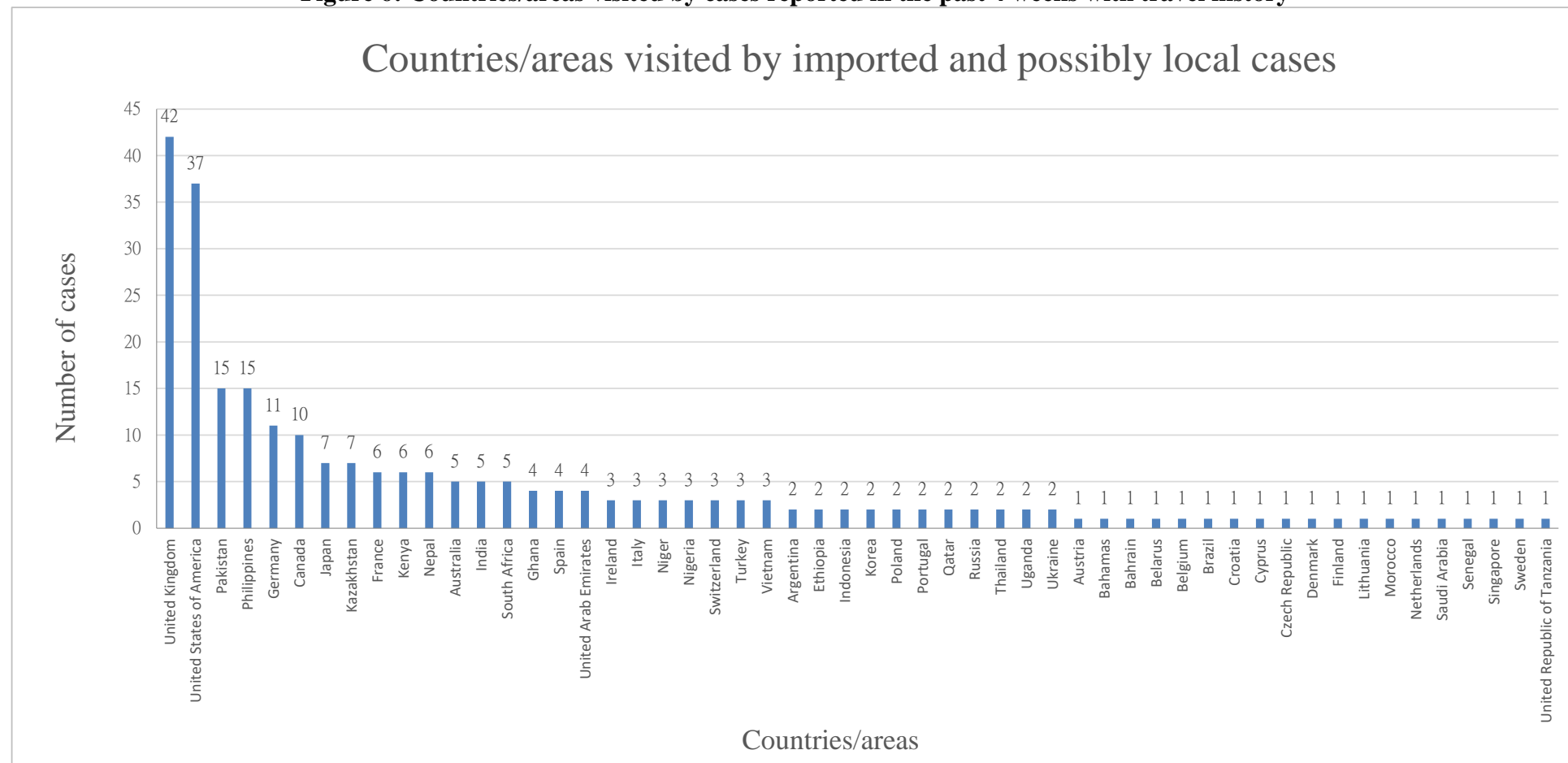
Figure 5: Countries/areas visited by cases with travel history



Note: Some cases had visited more than one country/area.

Figure 6 shows the countries/areas visited by the cases reported in the past 4 weeks with travel history outside Hong Kong during the incubation period (imported and possibly local cases).

Figure 6: Countries/areas visited by cases reported in the past 4 weeks with travel history



Note: Some cases had visited more than one country/area.

Table 4 shows the mode of detection for confirmed/probable cases in Hong Kong.

Table 4: Mode of detection for confirmed/probable cases in Hong Kong

Category	Number of cases (percentage) Since 23 January 2020	Number of cases (percentage) In the past 4 weeks
(1) Cases fulfilling the reporting criteria of COVID-19	336 (2.7%)	0 (0.0%)
(2) Enhanced laboratory surveillance in public hospitals	717 (5.7%)	0 (0.0%)
(3) Enhanced surveillance at Accident and Emergency Departments / General Outpatient Clinics	2583 (20.4%)	1 (0.5%)
(4) Diagnosis / Enhanced surveillance in private hospitals and clinics	1341 (10.6%)	0 (0.0%)
(5) Medical surveillance / contact tracing by Centre for Health Protection	4299 (34.0%)	89 (44.3%)
(6) Enhanced surveillance for asymptomatic inbound travelers	1770 (14.0%)	110 (54.7%)
(7) Enhanced surveillance for persons with higher risk of exposure	26 (0.2%)	0 (0.0%)
(8) Private testing for the targeted groups*	98 (0.8%)	0 (0.0%)
(9) Universal Community Testing Programme	32 (0.3%)	0 (0.0%)
(10) Community testing centre^	1437 (11.4%)	1 (0.5%)
(11) Others	11 (0.1%)	0 (0.0%)
Total	12650 (100.0%)	201 (100.0%)

* <https://www.info.gov.hk/gia/general/202009/19/P2020091900029.htm>

^ Including 1 case detected by temporary testing centre

(Last updated on 31 December 2021)