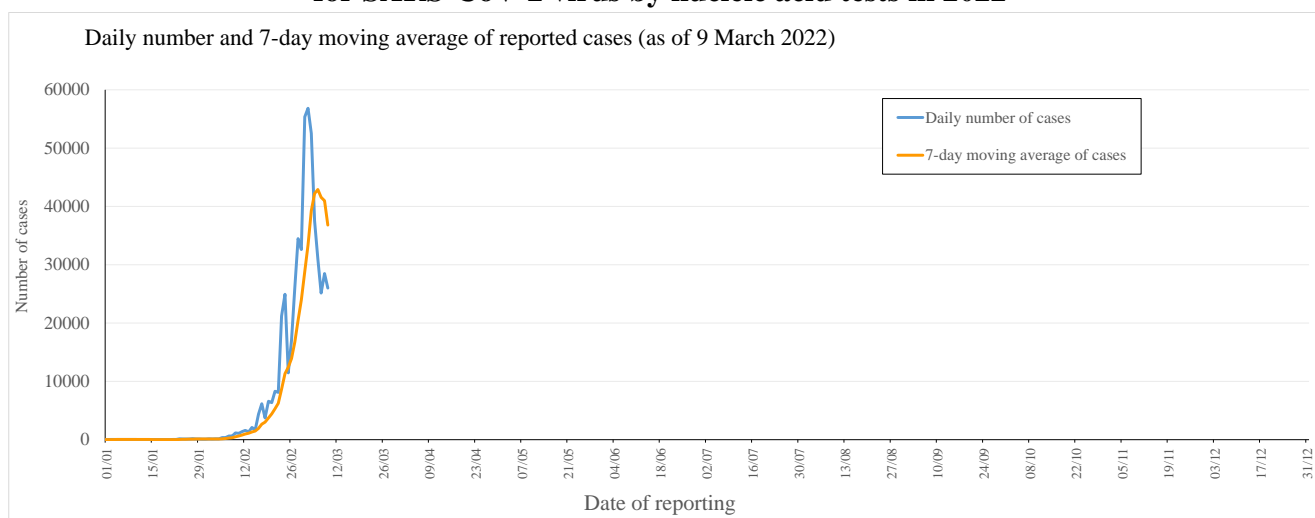


Latest situation of COVID-19 (as of 9 March 2022)

The Centre for Health Protection (CHP) of the Department of Health (DH) today (9 March) announced the latest epidemic situation of COVID-19. As of 9 March 2022, the CHP was investigating 25991 additional cases tested positive for the SARS-CoV-2 virus by nucleic acid tests in the past 24 hours. Separately, 32766 additional positive cases through rapid antigen tests (RAT) were reported. Hong Kong has recorded a total of 551233 and 34784 cases tested positive by nucleic acid tests and RAT respectively for the SARS-CoV-2 virus so far.

In the recent 7-day period from 3 to 9 March 2022, an average of 36786.1 cases were reported per day, as compared with 28841.4 cases per day reported in the previous 7-day period from 24 February to 2 March 2022 (Figure 1(i)).

Figure 1(i): Daily number and 7-day moving average of cases tested positive for SARS-CoV-2 virus by nucleic acid tests in 2022



Note:

1. Re-positive cases are excluded in Figure 1(i).
2. As announced by the Government on 15 February 2022 (https://www.news.gov.hk/eng/2022/02/20220215/20220215_172336_940.html?type=category&name=covid19&tl=t) and 25 February 2022 (<https://www.info.gov.hk/gia/general/202202/25/P2022022500816.htm>), positive cases detected by the Hospital Authority and testing contractors are now directly deemed as confirmed cases.

As of 9 March 2022, a total of 34784 cases have been recorded through the "Declaration System for individuals tested positive for COVID-19 using Rapid Antigen Test".

Figure 1(ii): Daily number of cases tested positive for SARS-CoV-2 virus by rapid antigen tests since 7 March 2022 18:00

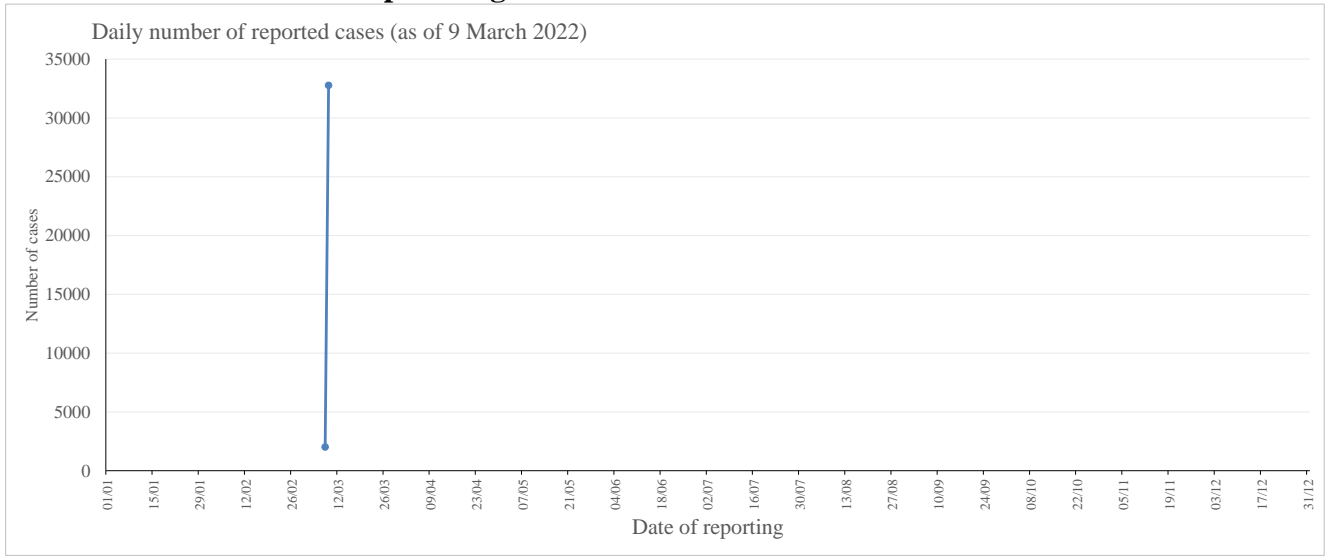
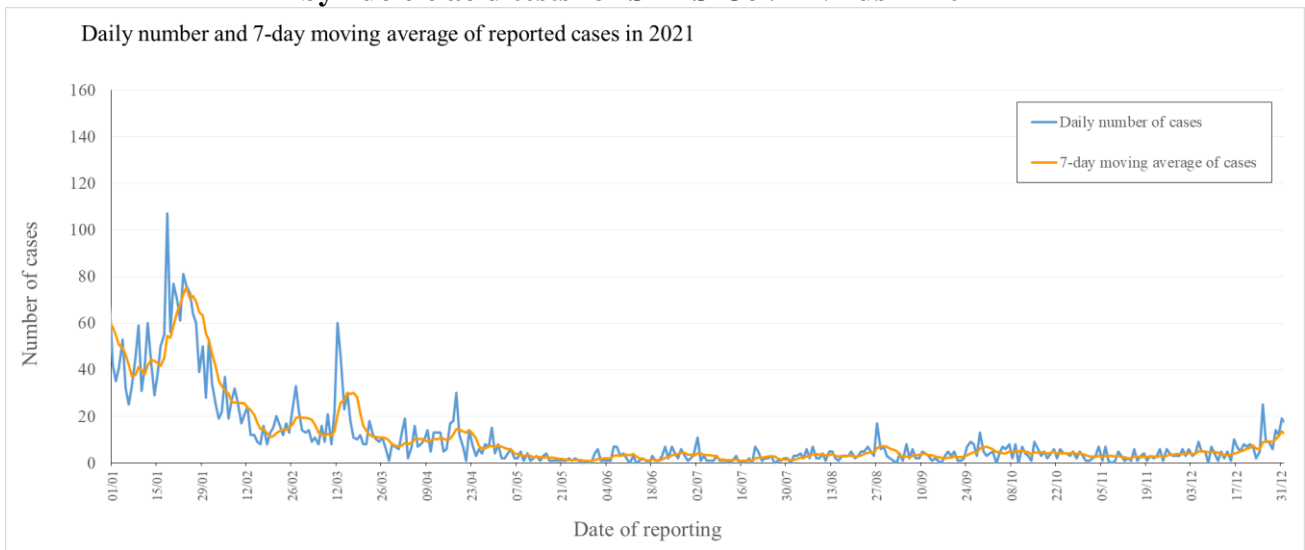
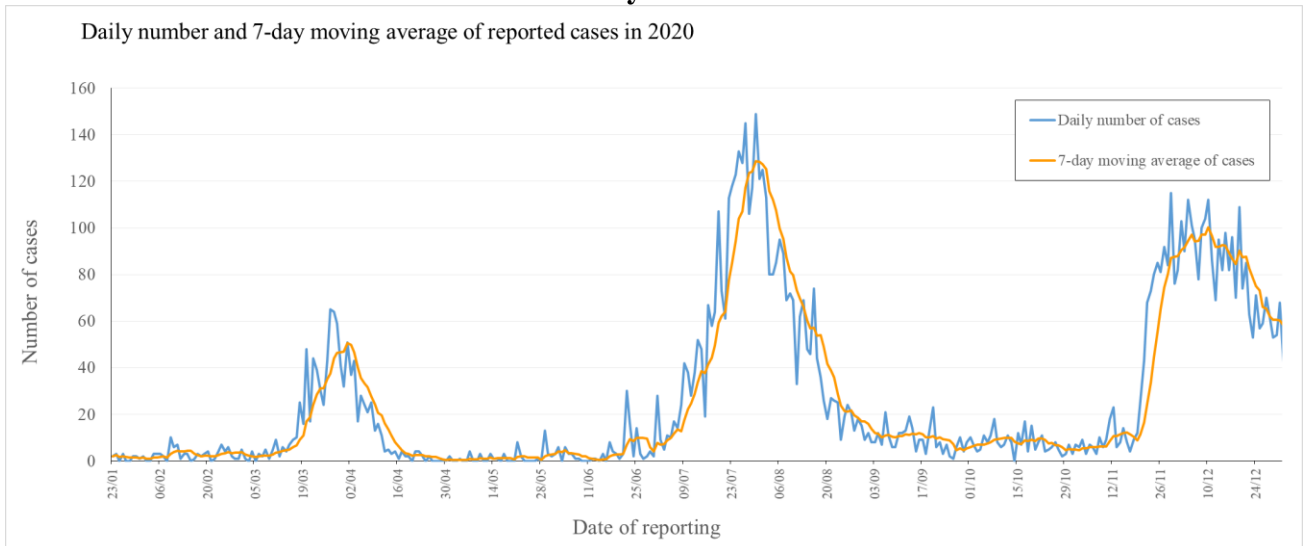


Figure 1(iii): Daily number and 7-day moving average of cases tested positive by nucleic acid tests for SARS-CoV-2 virus in 2021



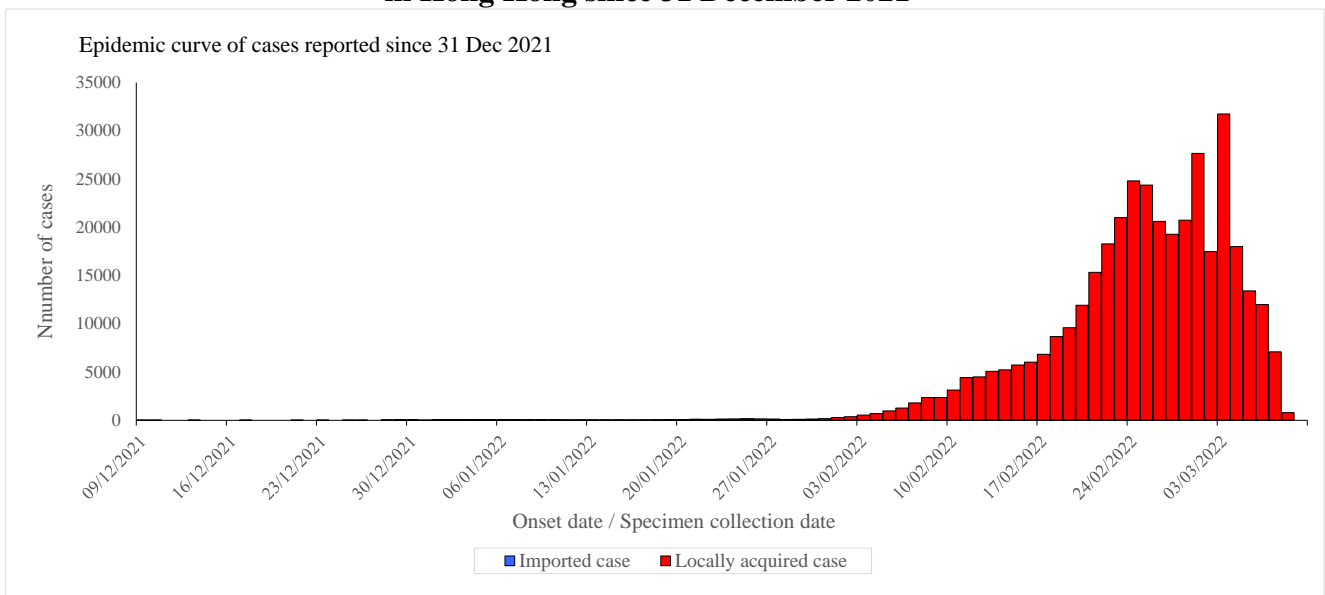
Note: Re-positive cases are excluded in Figure 1(iii).

Figure 1(iv): Daily number and 7-day moving average of cases tested positive for SARS-CoV-2 virus by nucleic acid tests in 2020



Note: Re-positive cases are excluded in Figure 1(iv).

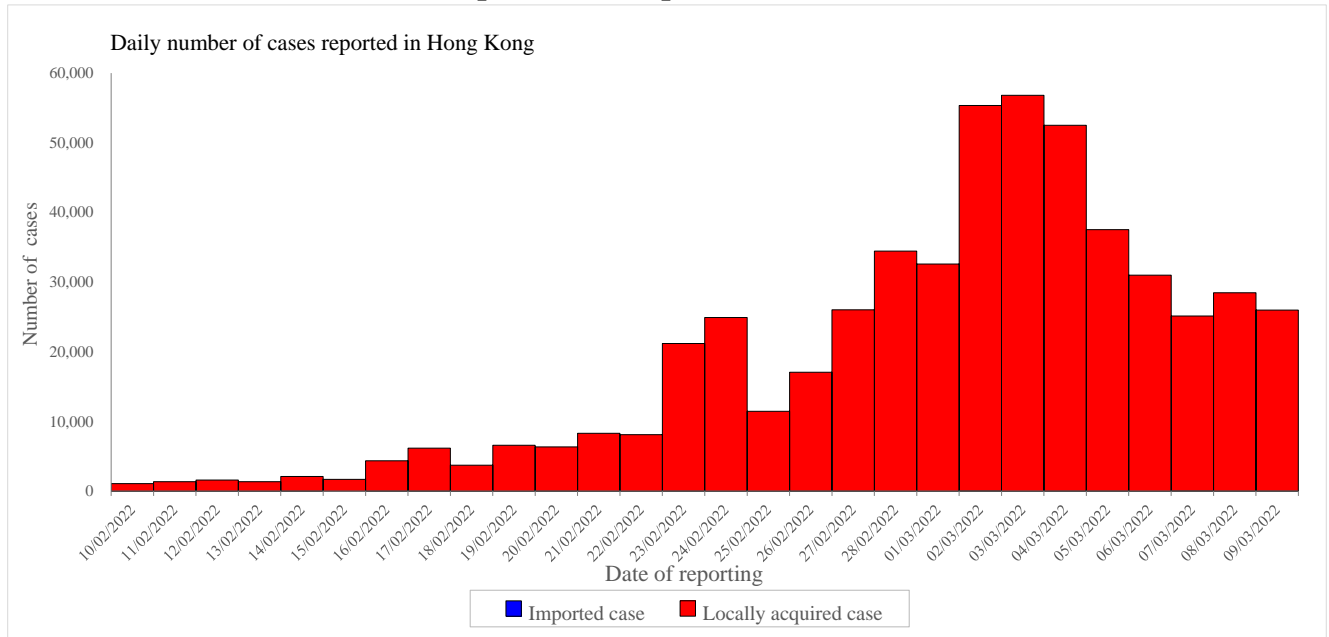
Figure 2: Epidemic curve of cases tested positive for SARS-CoV-2 virus by nucleic acid tests in Hong Kong since 31 December 2021



Note:

1. The classification and case status may be subject to changes when there is new information available.
2. Specimen collection dates are used for cases without information of onset dates.
3. Cases still under investigation are excluded in Figure 2.

Figure 3(i): Daily number of cases tested positive for SARS-CoV-2 virus by nucleic acid tests reported in the past 4 weeks



Note: Re-positive cases are excluded in Figure 3(i).

Figure 3(ii): Daily number of cases tested positive for SARS-CoV-2 virus by rapid antigen tests reported in the past 4 weeks

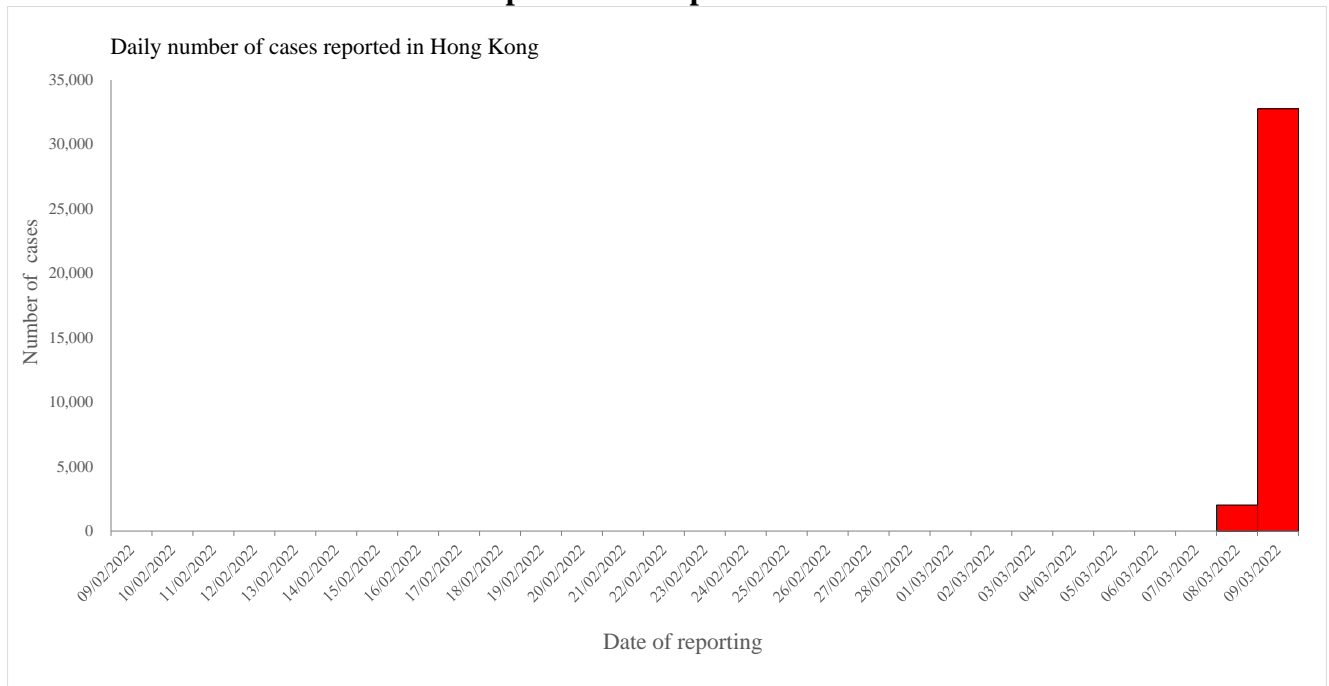


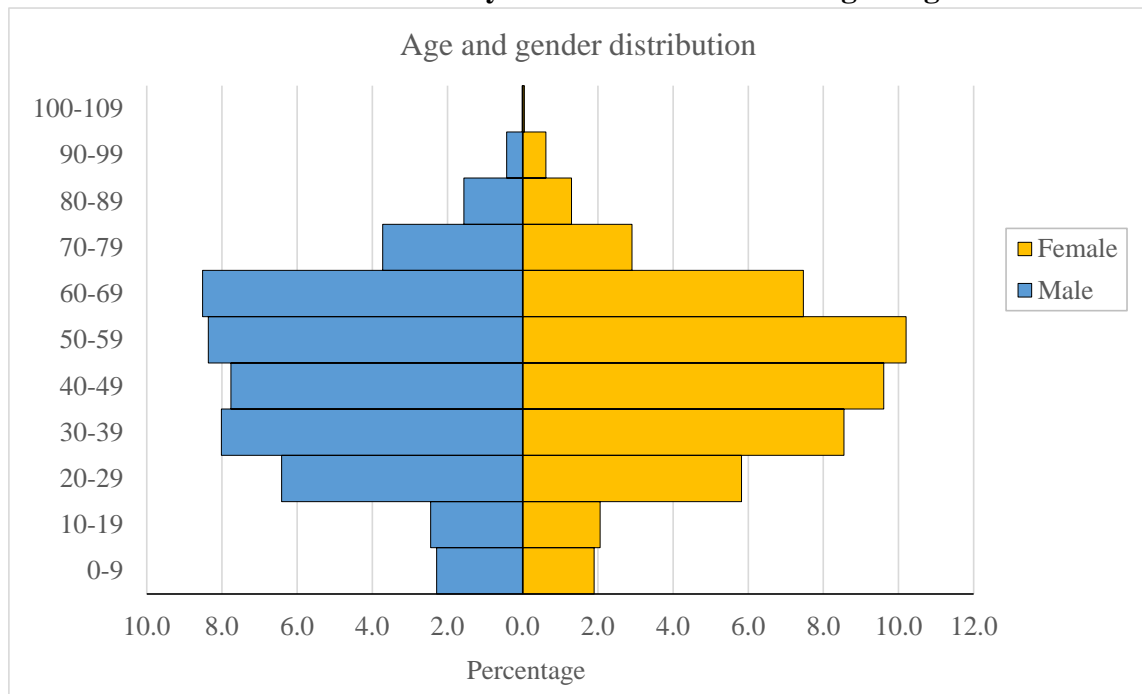
Table 1 shows the classification of cases reported since the 5th wave (since 31 December 2021).

Table 1: Number of cases tested positive for SARS-CoV-2 virus by nucleic acid tests by classification

Reporting period	Imported case	Locally acquired case	Period total
Since the 5 th wave	855 (0.2%)	537747 (99.8%)	538602 (100.0%)
<i>In the past 4 weeks</i>			
10/2/2022 - 16/2/2022	52 (0.4%)	13497 (99.6%)	13549 (100.0%)
17/2/2022 - 23/2/2022	47 (0.1%)	60382 (99.9%)	60429 (100.0%)
24/2/2022 - 2/3/2022	57 (0.0%)	201833 (100.0%)	201890 (100.0%)
3/3/2022 - 9/3/2022	69 (0.0%)	257434 (100.0%)	257503 (100.0%)

Figure 4 shows the age and gender distribution of the cases (since the 5th wave).

Figure 4(i): Age and gender distribution of cases tested positive for SARS-CoV-2 virus by nucleic acid tests in Hong Kong



Note: Re-positive cases and cases pending investigation are excluded in Figure 4(i).

Figure 4(ii): Age and gender distribution of cases tested positive for SARS-CoV-2 virus by rapid antigen tests in Hong Kong

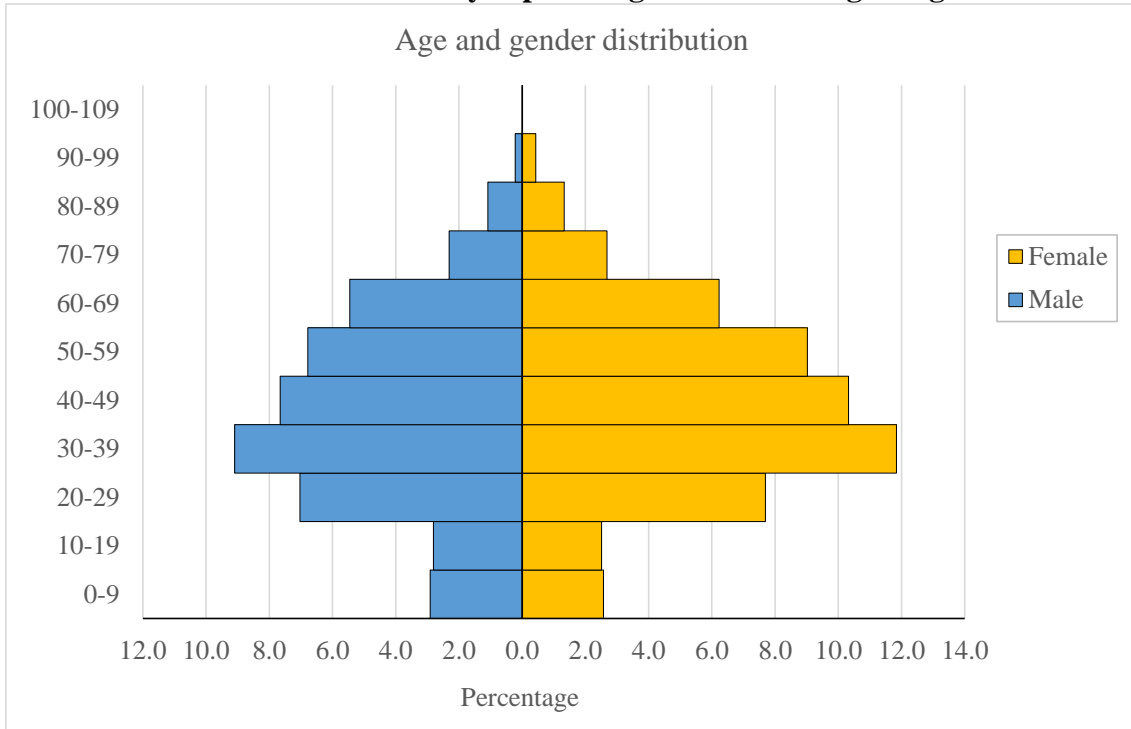
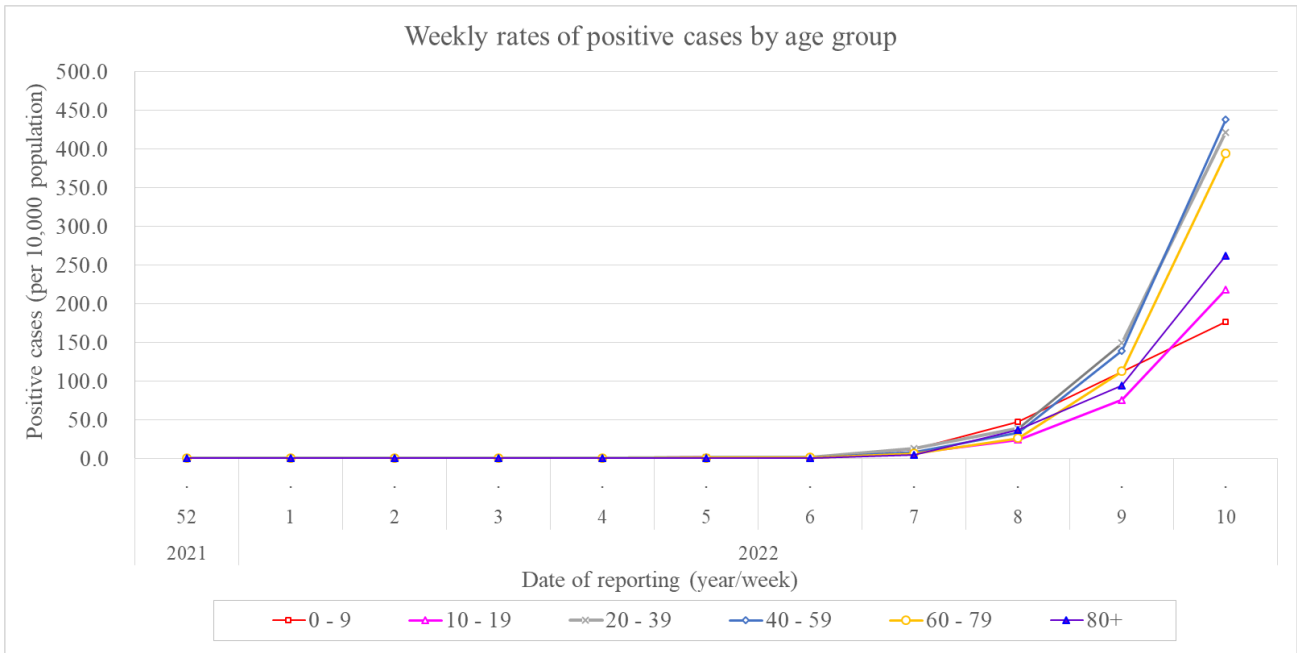


Figure 5: Weekly rates of positive cases tested by nucleic acid tests (by age group) since the 5th wave



Note:

1. Imported cases are excluded in Figure 5.
2. Data in Figure 5 are updated up to week 10 (week ending on 5 Mar 2022).
3. Data in Figure 5 will be updated on every Monday.

**Table 2 : Percentages of cases tested positive for SARS-CoV-2 virus
by nucleic acid tests by residential district, 2022**

District	Jan	Week 6	Week 7	Week 8	Week 9	Week 10
Central and Western	0.4%	1.8%	1.8%	3.9%	2.2%	1.8%
Wan Chai	1.1%	1.0%	1.2%	2.2%	1.5%	1.3%
Eastern	2.8%	2.2%	3.4%	5.1%	4.4%	5.3%
Southern	1.1%	0.7%	1.5%	3.3%	2.8%	3.2%
Kowloon City	2.4%	7.1%	4.8%	5.2%	6.0%	5.3%
Kwun Tong	2.6%	7.0%	7.2%	7.5%	9.1%	12.8%
Sham Shui Po	5.1%	10.9%	14.1%	12.4%	7.7%	6.0%
Wong Tai Sin	6.1%	10.7%	6.2%	6.0%	5.8%	7.5%
Yau Tsim Mong	0.6%	3.9%	6.5%	8.6%	7.4%	5.9%
Islands	6.9%	2.3%	2.2%	3.0%	3.2%	2.0%
Kwai Tsing	56.4%	14.0%	5.3%	5.7%	6.4%	7.4%
North	0.9%	1.9%	2.3%	2.3%	2.8%	3.6%
Sai Kung	0.4%	2.7%	3.9%	3.7%	5.3%	5.3%
Sha Tin	3.6%	10.7%	12.3%	7.8%	11.3%	9.0%
Tai Po	1.5%	5.2%	2.9%	2.4%	2.9%	3.6%
Tsuen Wan	5.0%	3.3%	3.4%	3.3%	3.4%	3.4%
Tuen Mun	1.9%	9.5%	7.7%	5.7%	5.8%	6.8%
Yuen Long	1.4%	4.9%	13.2%	11.8%	12.0%	9.6%

Note: Cases with multiple/ pending/ unknown residential address are excluded in Table 2.

Since 31 December 2019, the CHP of the DH has recorded a total of 2869 fatal cases.

Since the 5th wave, a total of 2656 fatal cases has been recorded.

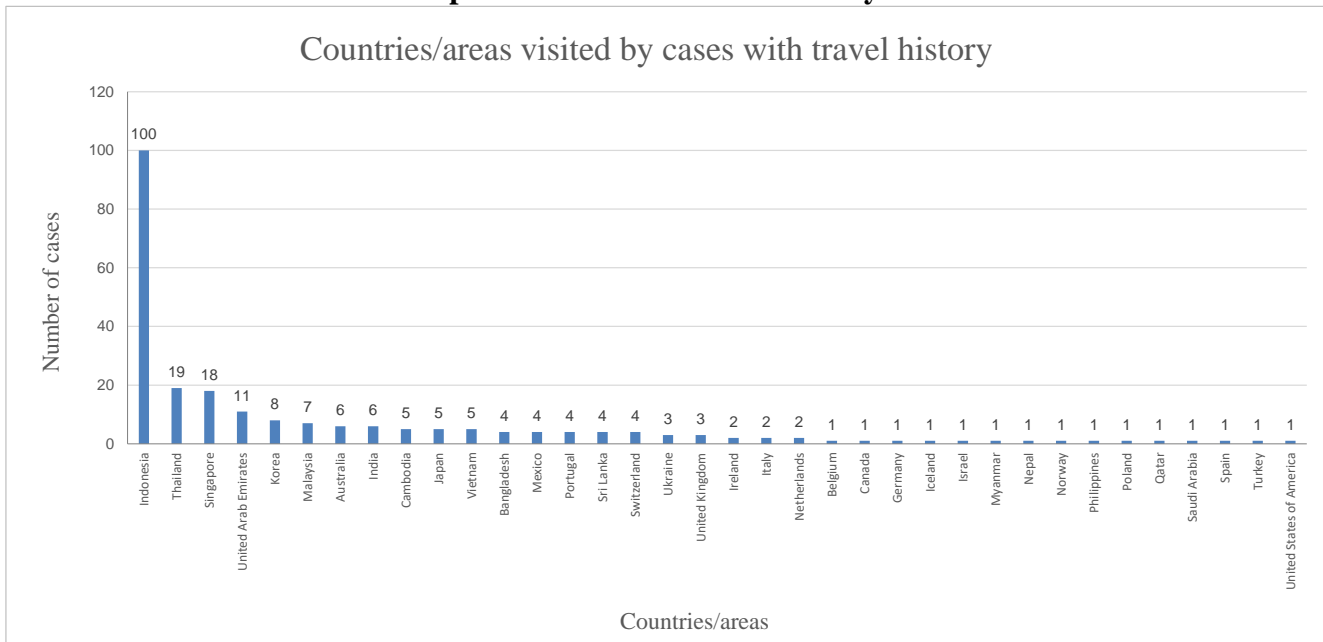
Table 3: Case fatality rate (CFR) by age group and vaccination status (since the 5th wave)

Age Group	CFR of locally acquired cases	CFR of locally acquired cases who were fully vaccinated	CFR of locally acquired cases who were not fully vaccinated
0-9	0.02%	0.00%	0.02%
10-19	0.01%	0.00%	0.02%
20-29	0.01%	0.00%	0.03%
30-39	0.01%	0.00%	0.04%
40-49	0.02%	0.00%	0.12%
50-59	0.10%	0.02%	0.55%
60-69	0.26%	0.05%	0.92%
70-79	1.36%	0.27%	3.02%
80+	8.97%	2.42%	11.44%
Overall	0.51%	0.07%	1.75%

Source of data: Data from the Centre for Health Protection of the Department of Health with available information on age and vaccination status

Figure 6 shows the countries/areas visited by the cases tested positive by nucleic acid tests reported in the past 4 weeks with travel history outside Hong Kong during the incubation period.

Figure 6: Countries/areas visited by cases tested positive by nucleic acid tests reported in the past 4 weeks with travel history



Note:

1. Some cases had visited more than one country/area.
2. Re-positive cases are excluded in Figure 6.