

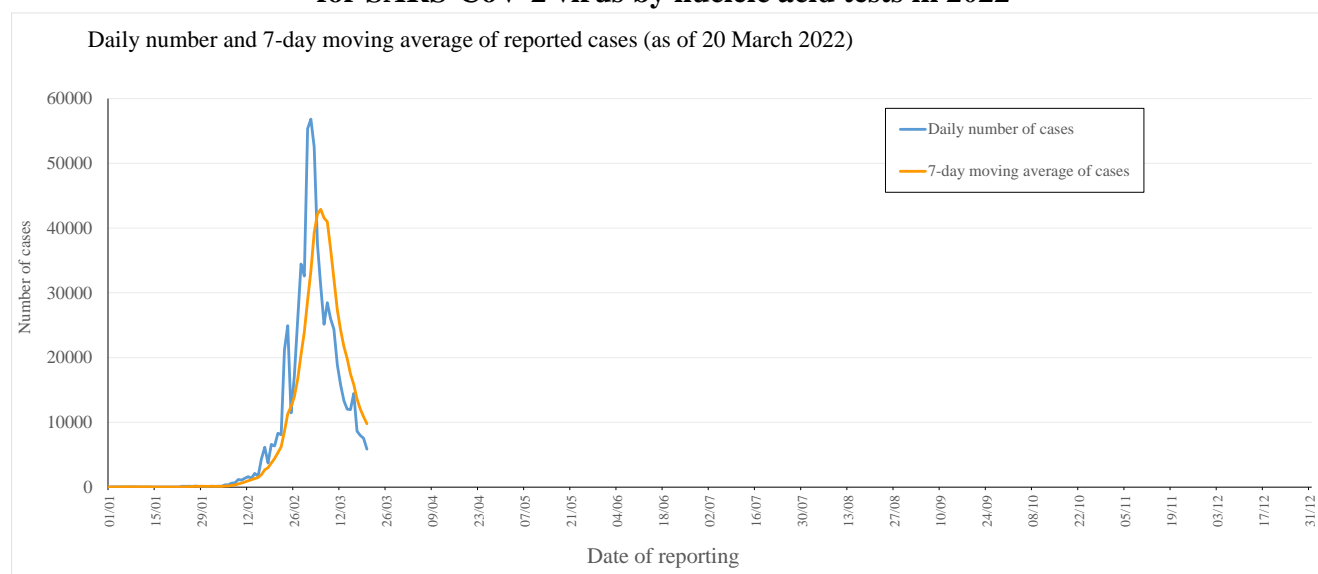
## Latest situation of COVID-19 (as of 20 March 2022)

The Centre for Health Protection (CHP) of the Department of Health (DH) today (20 March) announced the latest epidemic situation of COVID-19. As of 20 March 2022, the CHP was investigating 5876 additional cases tested positive for the SARS-CoV-2 virus by nucleic acid tests in the past 24 hours. Separately, 8273 additional positive cases through rapid antigen tests (RAT) were reported. Hong Kong has recorded a total of 692083 and 355607 cases tested positive by nucleic acid tests and RAT respectively for the SARS-CoV-2 virus so far.

Since the 5<sup>th</sup> wave (31 December 2021), 679452 cases and 355607 cases were tested positive by nucleic acid test and rapid antigen test respectively.

In the recent 7-day period from 14 to 20 March 2022, an average of 9778.3 cases were reported per day, as compared with 21716.9 cases per day reported in the previous 7-day period from 7 to 13 March 2022 (Figure 1(i)).

**Figure 1(i): Daily number and 7-day moving average of cases tested positive for SARS-CoV-2 virus by nucleic acid tests in 2022**

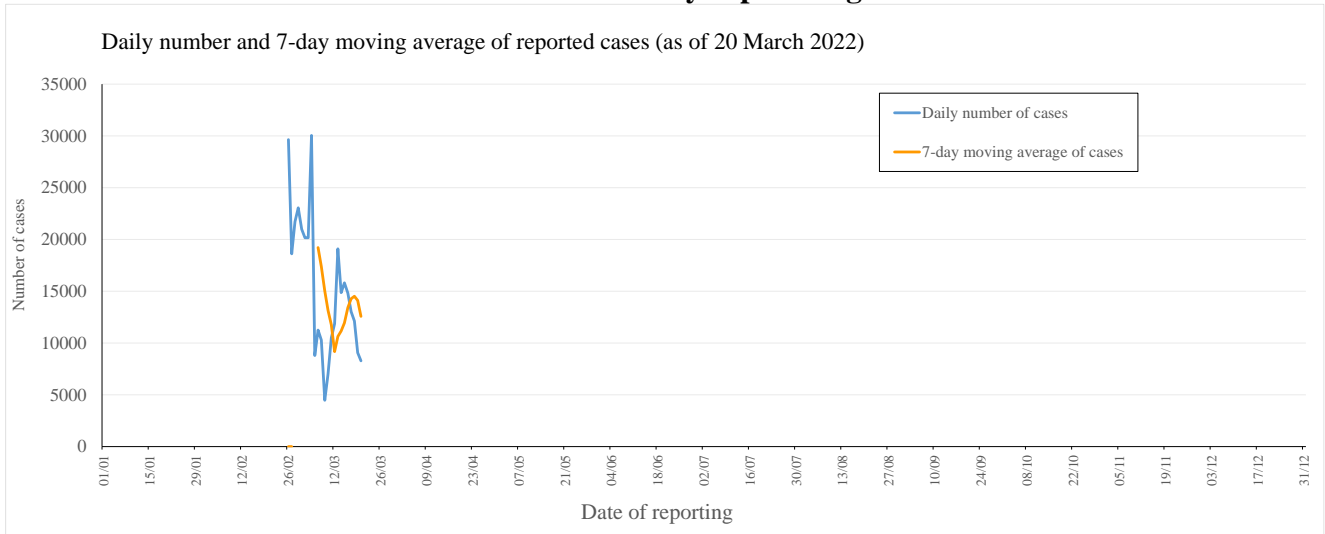


Note:

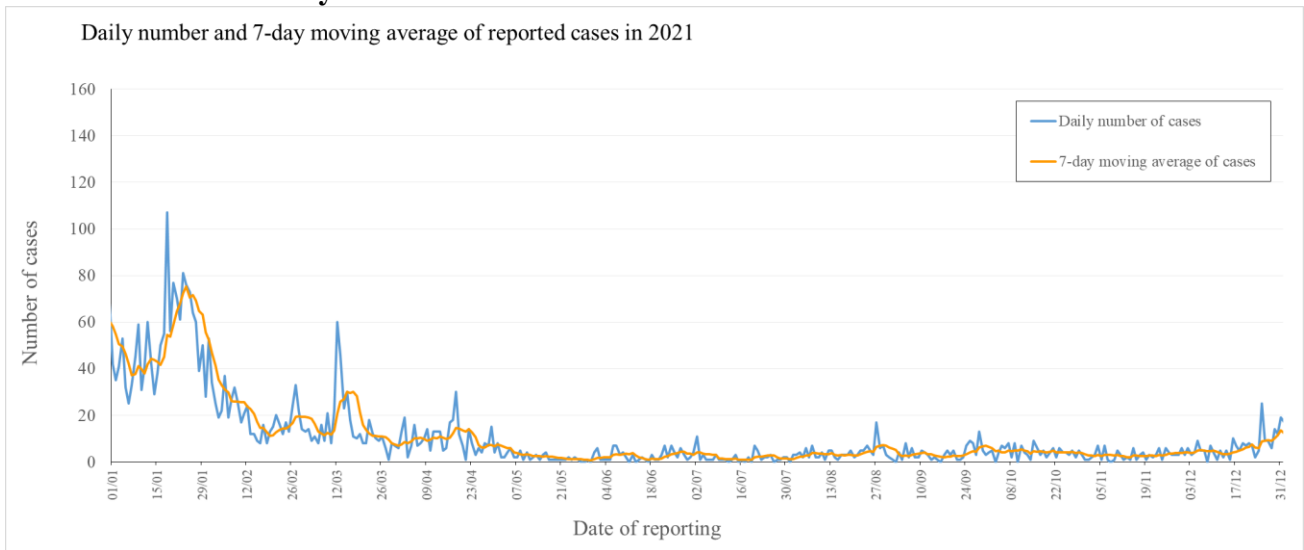
1. Re-positive cases are excluded in Figure 1(i).
2. As announced by the Government on 15 February 2022 ([https://www.news.gov.hk/eng/2022/02/20220215/20220215\\_172336\\_940.html?type=category&name=covid19&tl=t](https://www.news.gov.hk/eng/2022/02/20220215/20220215_172336_940.html?type=category&name=covid19&tl=t)) and 25 February 2022 (<https://www.info.gov.hk/gia/general/202202/25/P2022022500816.htm>), positive cases detected by the Hospital Authority and testing contractors are now directly deemed as confirmed cases.

As of 20 March 2022, a total of 355607 cases have been recorded through the "Declaration System for individuals tested positive for COVID-19 using Rapid Antigen Test".

**Figure 1(ii): Daily number and 7-day moving average of cases tested positive for SARS-CoV-2 virus by rapid antigen tests**

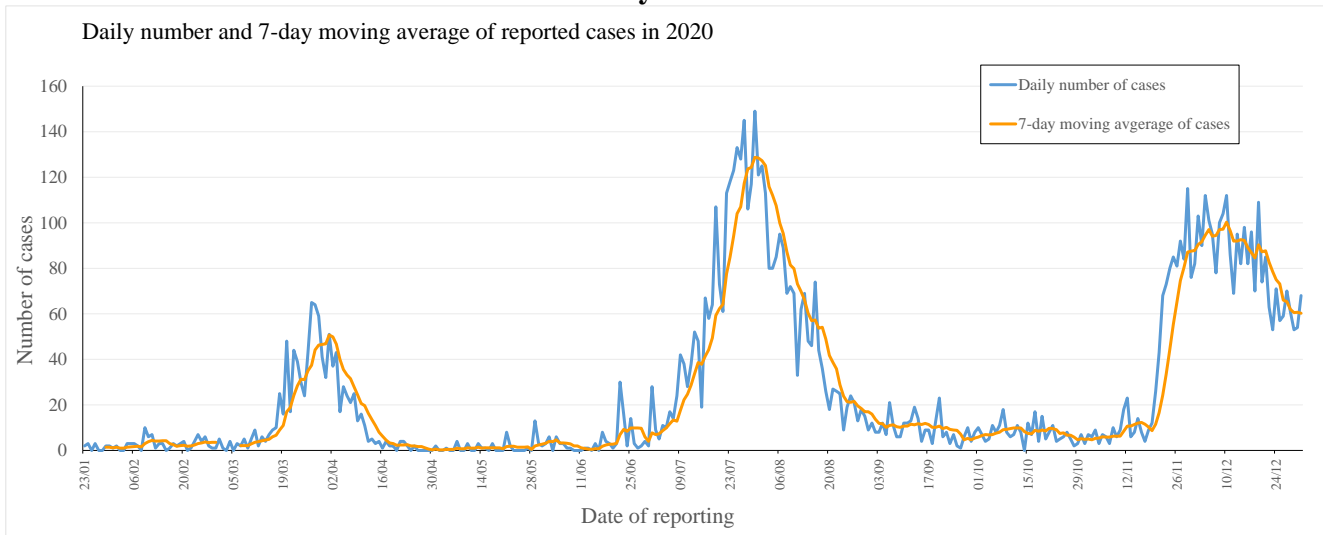


**Figure 1(iii): Daily number and 7-day moving average of cases tested positive by nucleic acid tests for SARS-CoV-2 virus in 2021**



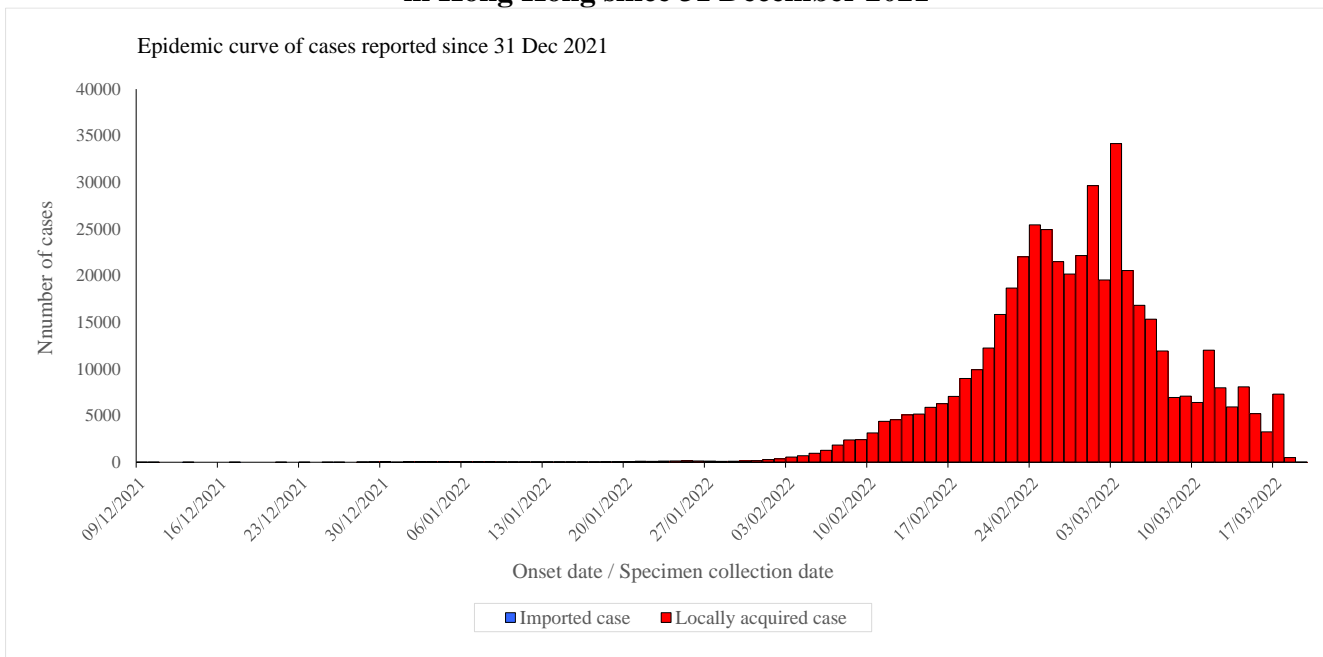
Note: Re-positive cases are excluded in Figure 1(iii).

**Figure 1(iv): Daily number and 7-day moving average of cases tested positive for SARS-CoV-2 virus by nucleic acid tests in 2020**



Note: Re-positive cases are excluded in Figure 1(iv).

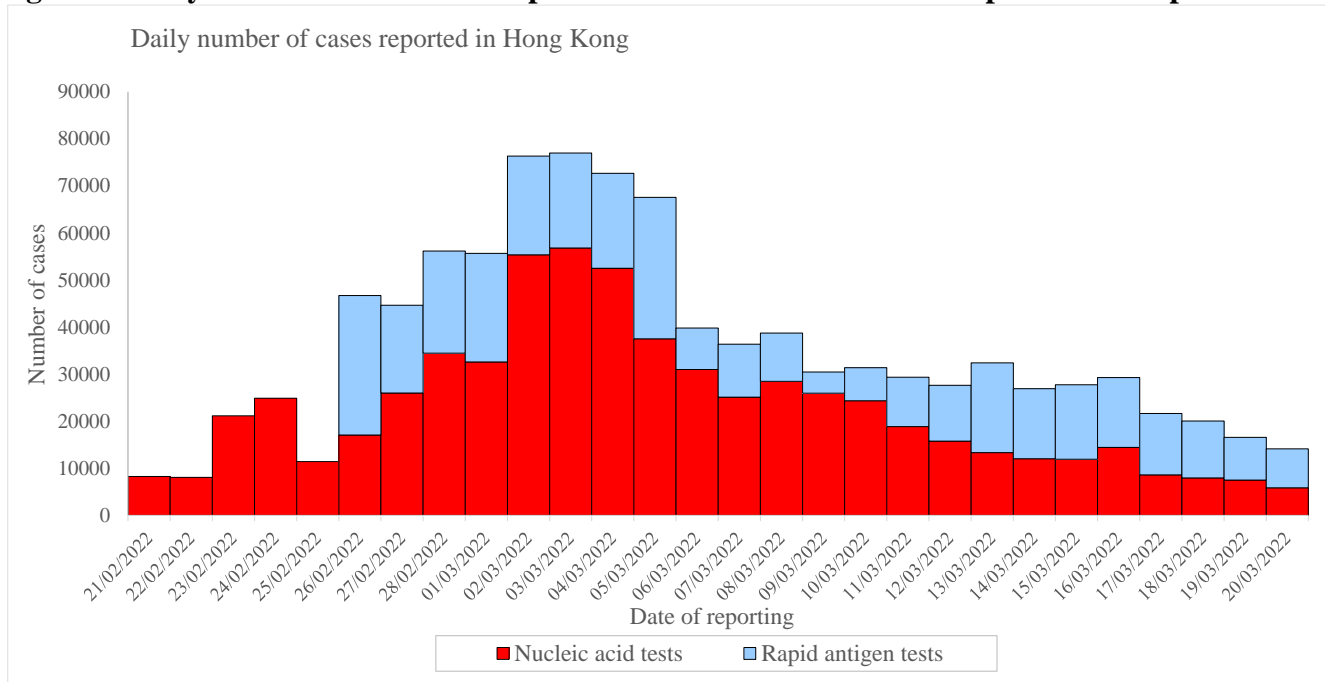
**Figure 2: Epidemic curve of cases tested positive for SARS-CoV-2 virus by nucleic acid tests in Hong Kong since 31 December 2021**



Note:

1. The classification and case status may be subject to changes when there is new information available.
2. Specimen collection dates are used for cases without information of onset dates.
3. Cases still under investigation are excluded in Figure 2.

**Figure 3: Daily number of cases tested positive for SARS-CoV-2 virus reported in the past 4 weeks**



Note: Specimen collection dates were used for RAT positive cases from 25/02/2022 to 09/03/2022, and reporting dates were used for RAT positive cases from 10/03/2022 onwards.

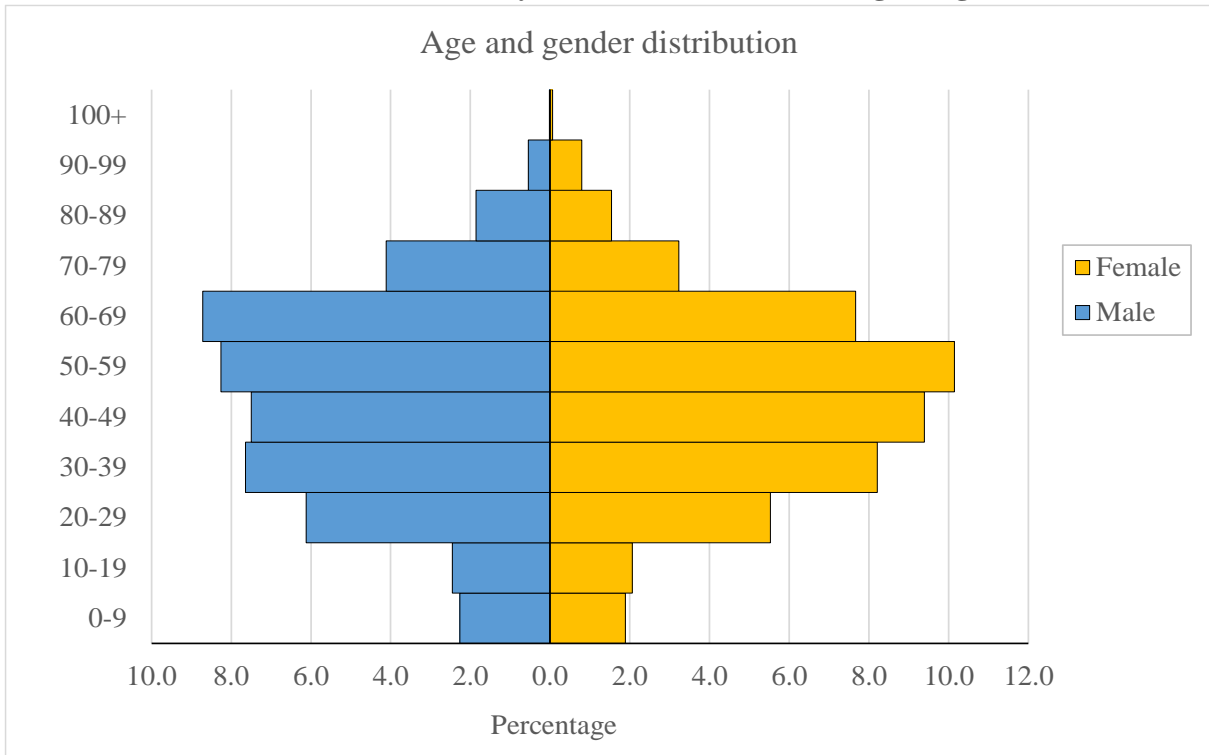
Table 1 shows the classification of cases reported since the 5<sup>th</sup> wave (since 31 December 2021).

**Table 1: Number of cases tested positive for SARS-CoV-2 virus by nucleic acid tests by classification**

Reporting period	Imported case	Locally acquired case	Period total
Since the 5 <sup>th</sup> wave	918 (0.1%)	678534 (99.9%)	679452 (100.0%)
<i>In the past 4 weeks</i>			
21/2/2022 - 27/2/2022	37 (0.0%)	117043 (100.0%)	117080 (100.0%)
28/2/2022 - 6/3/2022	57 (0.0%)	300246 (100.0%)	300303 (100.0%)
7/3/2022 - 13/3/2022	66 (0.0%)	151952 (100.0%)	152018 (100.0%)
14/3/2022 - 20/3/2022	45 (0.1%)	68403 (99.9%)	68448 (100.0%)

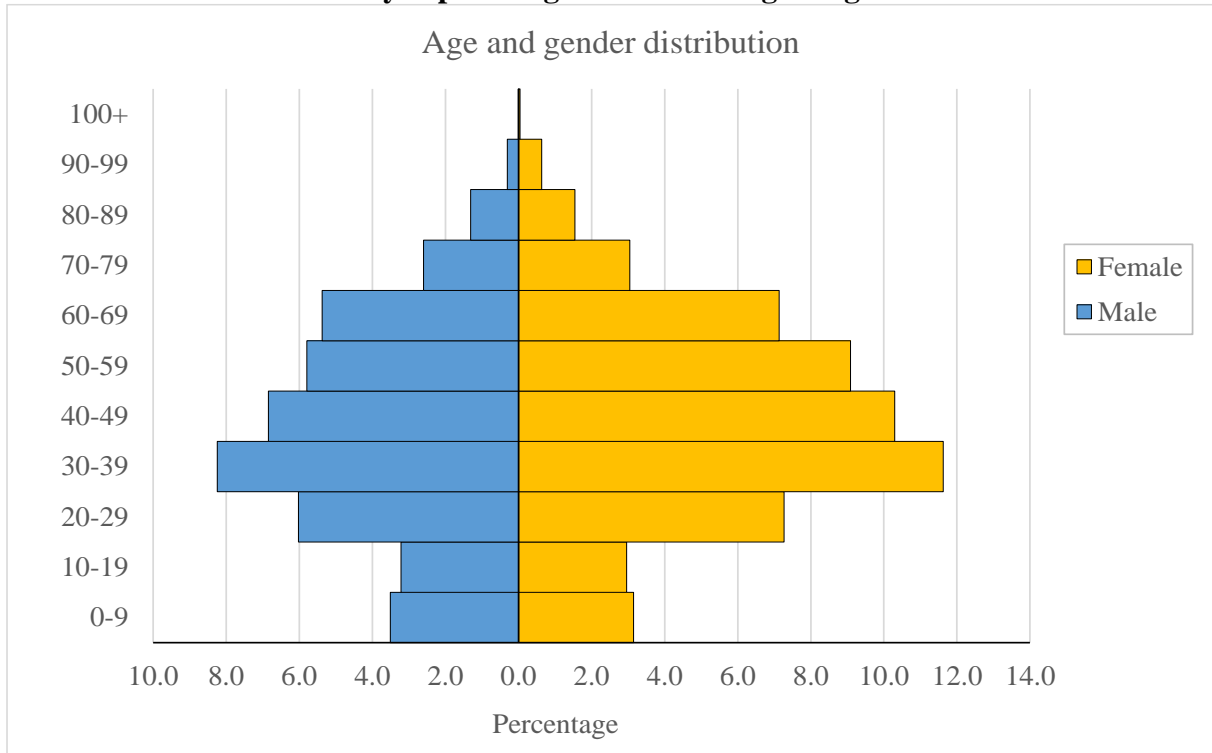
Figure 4 shows the age and gender distribution of the cases (since the 5<sup>th</sup> wave).

**Figure 4(i): Age and gender distribution of cases tested positive for SARS-CoV-2 virus by nucleic acid tests in Hong Kong**

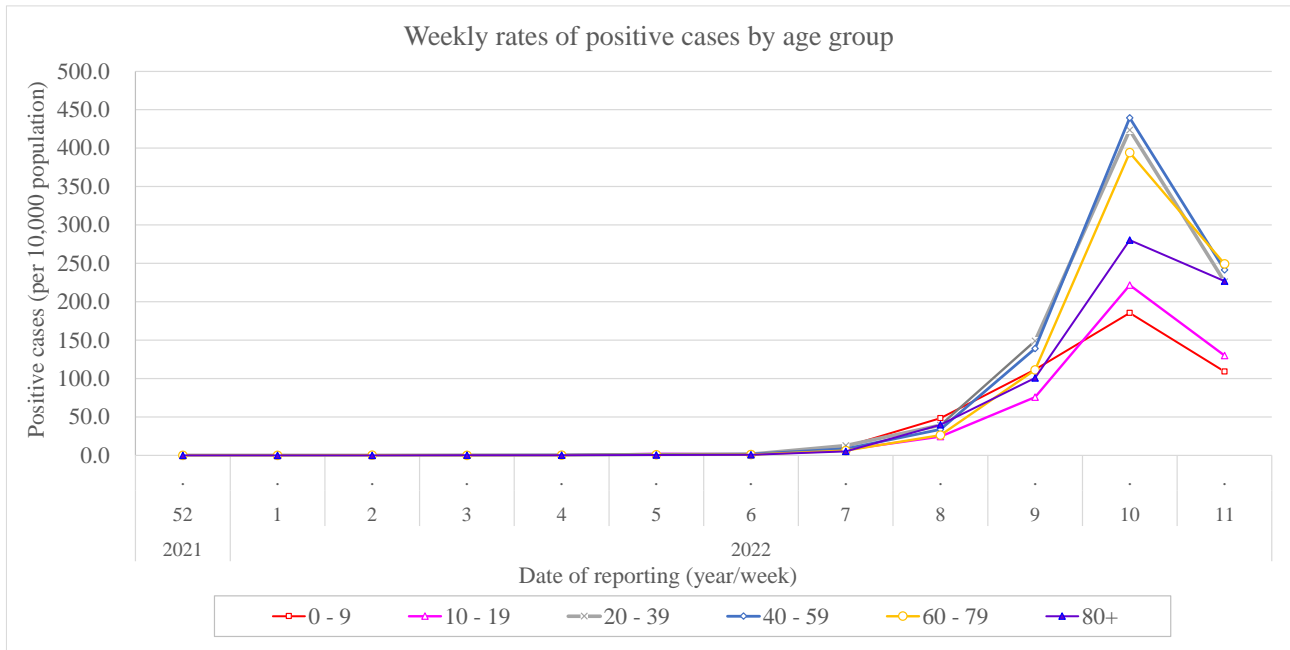


Note: Re-positive cases and cases pending investigation are excluded in Figure 4(i).

**Figure 4(ii): Age and gender distribution of cases tested positive for SARS-CoV-2 virus by rapid antigen tests in Hong Kong**



**Figure 5: Weekly rates of positive cases tested by nucleic acid tests (by age group) since the 5<sup>th</sup> wave**



Note:

1. Imported cases are excluded in Figure 5.
2. Data in Figure 5 are updated up to week 11 (week ending on 12 Mar 2022).
3. Data in Figure 5 will be updated on every Monday.

**Table 2 : Percentage of cases tested positive for SARS-CoV-2 virus by nucleic acid tests by residential district, 2022**

District	Jan	Feb	Week 10	Week 11
Central and Western	0.4%	2.4%	1.8%	1.4%
Wan Chai	1.1%	1.6%	1.3%	0.9%
Eastern	2.8%	4.4%	5.3%	4.4%
Southern	1.1%	2.7%	3.1%	2.4%
Kowloon City	2.4%	5.8%	5.4%	4.5%
Kwun Tong	2.6%	8.7%	12.8%	11.9%
Sham Shui Po	5.1%	9.0%	6.1%	8.0%
Wong Tai Sin	6.1%	6.0%	7.5%	6.8%
Yau Tsim Mong	0.6%	7.4%	5.9%	4.1%
Islands	6.9%	3.1%	2.0%	1.5%
Kwai Tsing	56.4%	6.3%	7.4%	9.5%
North	0.9%	2.7%	3.6%	4.3%
Sai Kung	0.4%	4.8%	5.3%	4.2%
Sha Tin	3.6%	10.8%	9.0%	8.1%
Tai Po	1.5%	2.9%	3.6%	3.9%
Tsuen Wan	5.0%	3.4%	3.4%	4.9%
Tuen Mun	1.9%	6.0%	6.8%	10.1%
Yuen Long	1.4%	12.0%	9.5%	9.1%

Note: Cases with multiple/ pending/ unknown residential address are excluded in Table 2.

Since 31 December 2019, the CHP of the DH has recorded a total of 5896 fatal cases.

Since the 5<sup>th</sup> wave, a total of 5683 fatal cases has been recorded.

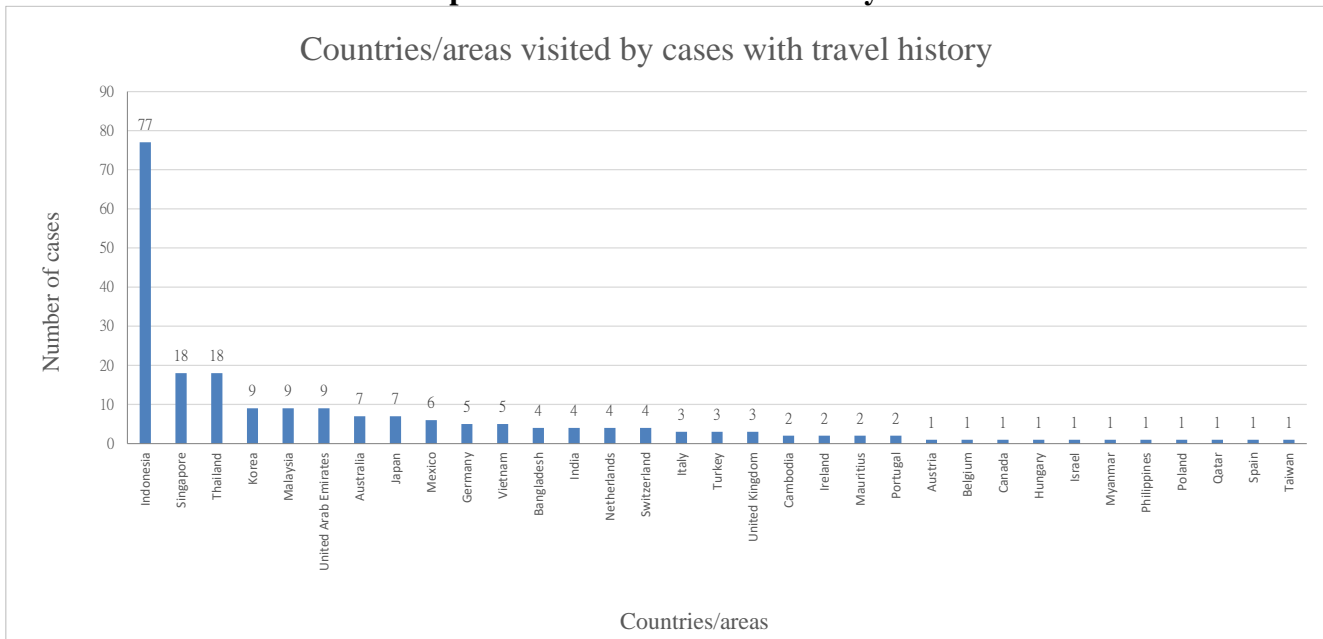
**Table 3: Case fatality rate (CFR) by age group and vaccination status (since the 5<sup>th</sup> wave)**

<b>Age Group</b>	<b>CFR of locally acquired cases</b>	<b>CFR of locally acquired cases with history of at least 2 doses of COVID-19 vaccine</b>	<b>CFR of locally acquired cases with history of 1 dose of COVID-19 vaccine or unvaccinated</b>
<b>0-9</b>	0.01%	0.00%	0.01%
<b>10-19</b>	0.01%	0.00%	0.01%
<b>20-29</b>	0.01%	0.00%	0.03%
<b>30-39</b>	0.01%	0.00%	0.03%
<b>40-49</b>	0.02%	0.01%	0.12%
<b>50-59</b>	0.10%	0.03%	0.43%
<b>60-69</b>	0.32%	0.08%	0.96%
<b>70-79</b>	1.39%	0.37%	2.78%
<b>80+</b>	8.84%	2.99%	11.14%
<b>Overall</b>	<b>0.56%</b>	<b>0.10%</b>	<b>1.64%</b>

Source of data: Data from the Centre for Health Protection of the Department of Health with available information on age and vaccination status

Figure 6 shows the countries/areas visited by the cases tested positive by nucleic acid tests reported in the past 4 weeks with travel history outside Hong Kong during the incubation period.

**Figure 6: Countries/areas visited by cases tested positive by nucleic acid tests reported in the past 4 weeks with travel history**



Note:

1. Some cases had visited more than one country/area.
2. Re-positive cases are excluded in Figure 6.