

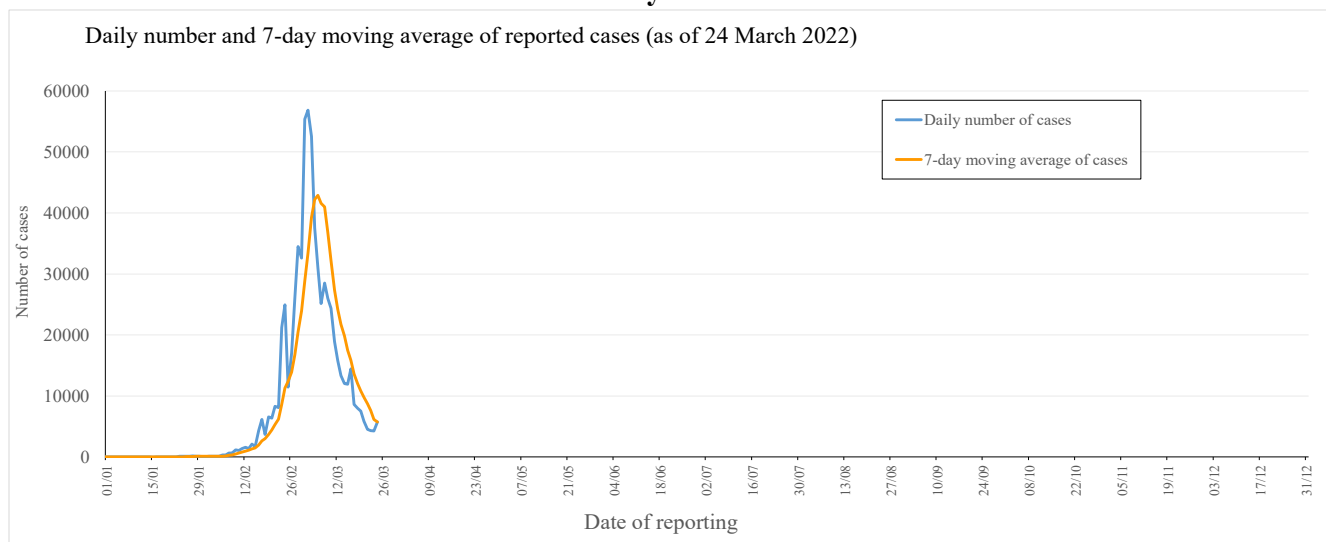
Latest situation of COVID-19 (as of 24 March 2022)

The Centre for Health Protection (CHP) of the Department of Health (DH) today (24 March) announced the latest epidemic situation of COVID-19. As of 24 March 2022, the CHP was investigating 5732 additional cases tested positive for the SARS-CoV-2 virus by nucleic acid tests in the past 24 hours. Separately, 7342 additional positive cases through rapid antigen tests (RAT) were reported. Hong Kong has recorded a total of 710884 and 390340 cases tested positive by nucleic acid tests and RAT respectively for the SARS-CoV-2 virus so far.

Since the 5th wave (31 December 2021), 698253 cases and 390340 cases were tested positive by nucleic acid test and rapid antigen test respectively.

In the recent 7-day period from 18 to 24 March 2022, an average of 5738.7 cases were reported per day, as compared with 13584.3 cases per day reported in the previous 7-day period from 11 to 17 March 2022 (Figure 1(i)).

Figure 1(i): Daily number and 7-day moving average of cases tested positive for SARS-CoV-2 virus by nucleic acid tests in 2022



Note:

1. Re-positive cases are excluded in Figure 1(i).
2. As announced by the Government on 15 February 2022 (https://www.news.gov.hk/eng/2022/02/20220215/20220215_172336_940.html?type=category&name=covid19&tl=t) and 25 February 2022 (<https://www.info.gov.hk/gia/general/202202/25/P2022022500816.htm>), positive cases detected by the Hospital Authority and testing contractors are now directly deemed as confirmed cases.

As of 24 March 2022, a total of 390340 cases have been recorded through the "Declaration System for individuals tested positive for COVID-19 using Rapid Antigen Test".

Figure 1(ii): Daily number and 7-day moving average of cases tested positive for SARS-CoV-2 virus by rapid antigen tests

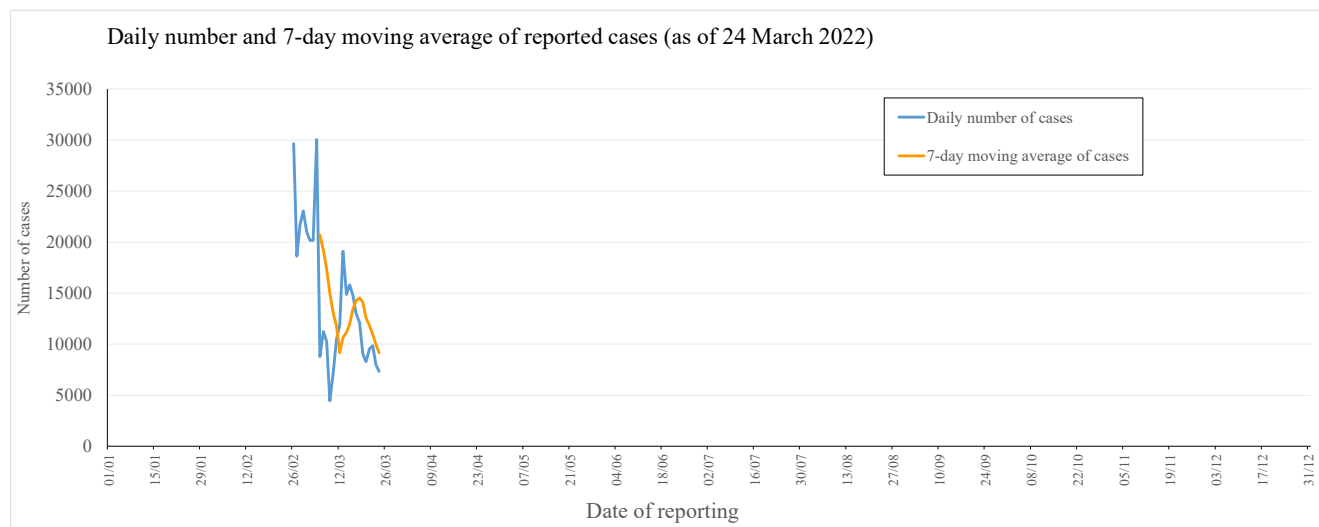
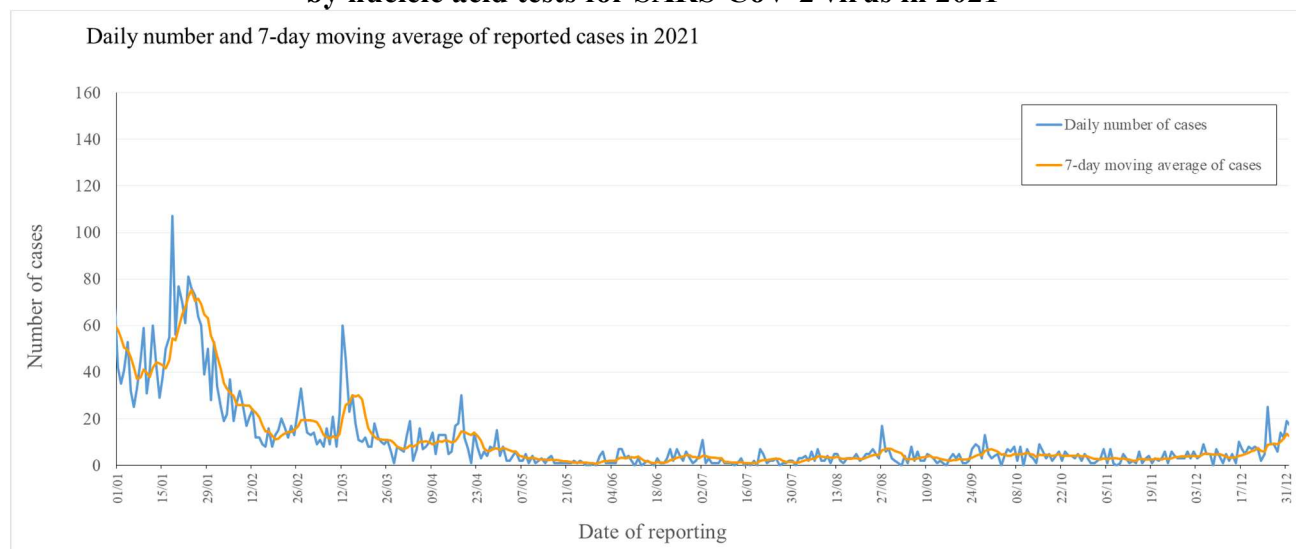
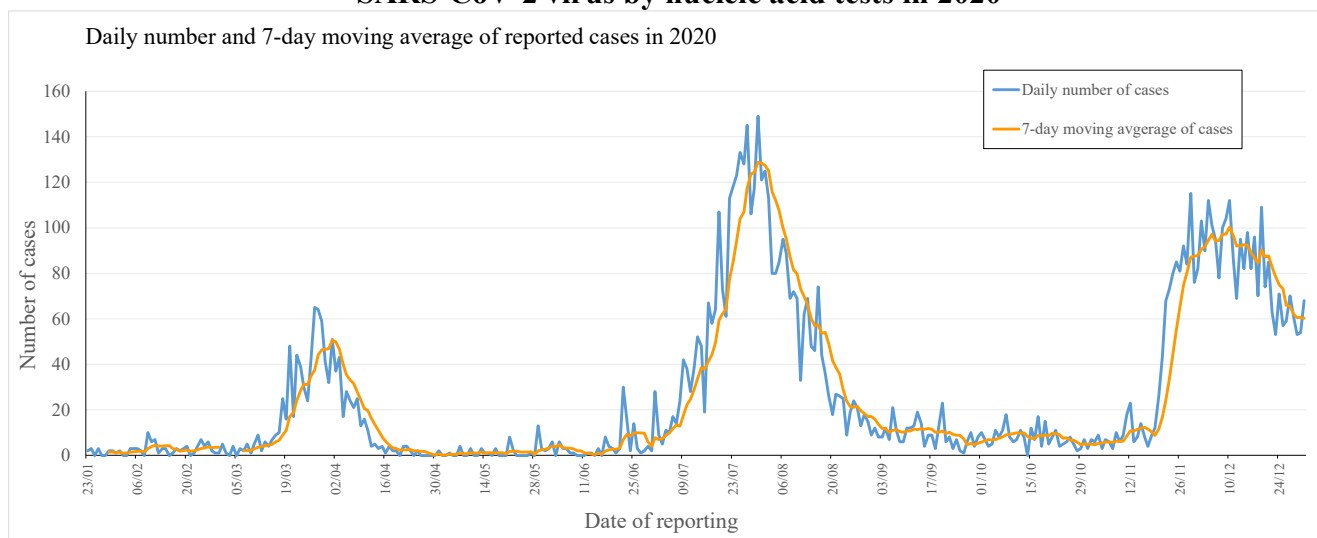


Figure 1(iii): Daily number and 7-day moving average of cases tested positive by nucleic acid tests for SARS-CoV-2 virus in 2021



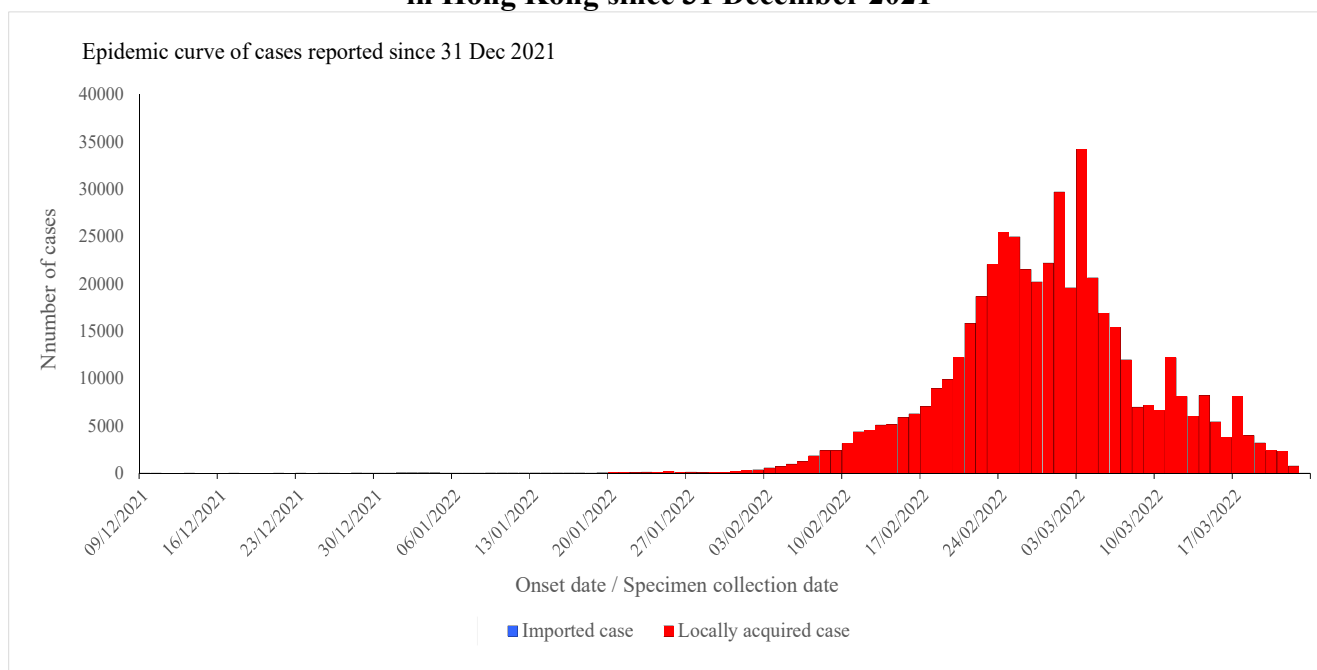
Note: Re-positive cases are excluded in Figure 1(iii).

Figure 1(iv): Daily number and 7-day moving average of cases tested positive for SARS-CoV-2 virus by nucleic acid tests in 2020



Note: Re-positive cases are excluded in Figure 1(iv).

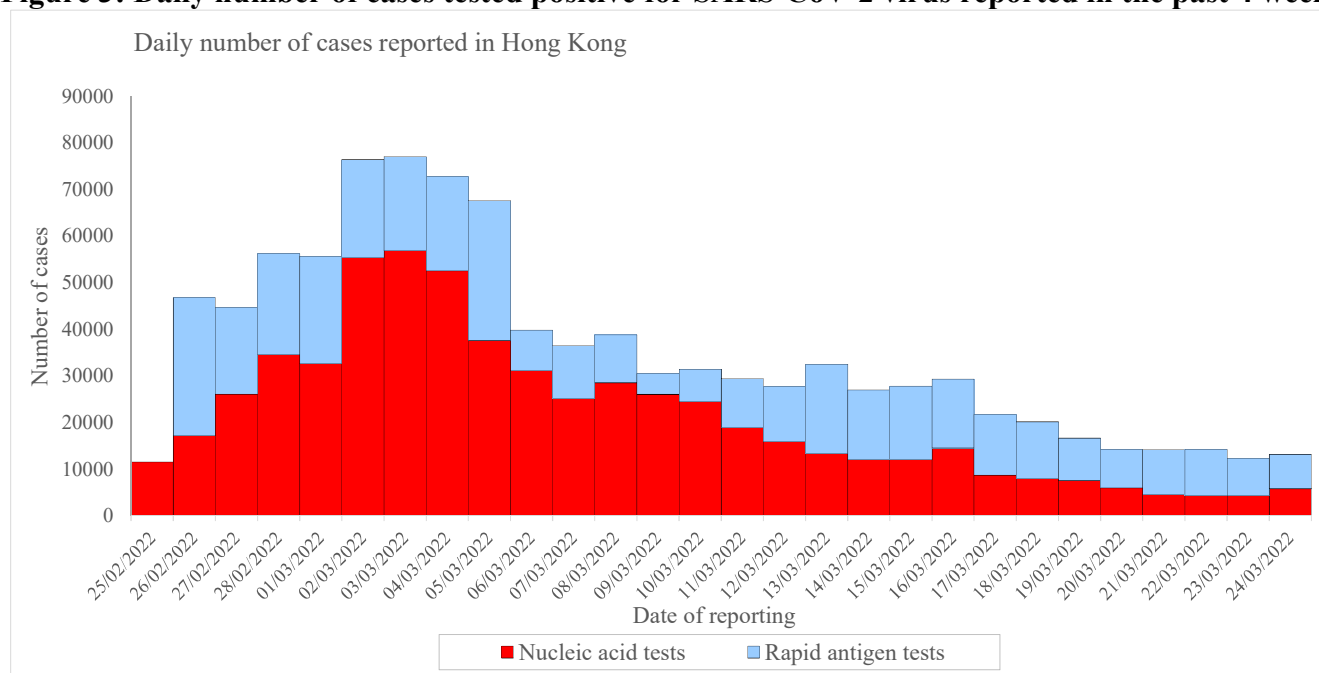
Figure 2: Epidemic curve of cases tested positive for SARS-CoV-2 virus by nucleic acid tests in Hong Kong since 31 December 2021



Note:

1. The classification and case status may be subject to changes when there is new information available.
2. Specimen collection dates are used for cases without information of onset dates.
3. Cases still under investigation are excluded in Figure 2.

Figure 3: Daily number of cases tested positive for SARS-CoV-2 virus reported in the past 4 weeks



Note: Specimen collection dates were used for RAT positive cases from 25/02/2022 to 09/03/2022, and reporting dates were used for RAT positive cases from 10/03/2022 onwards.

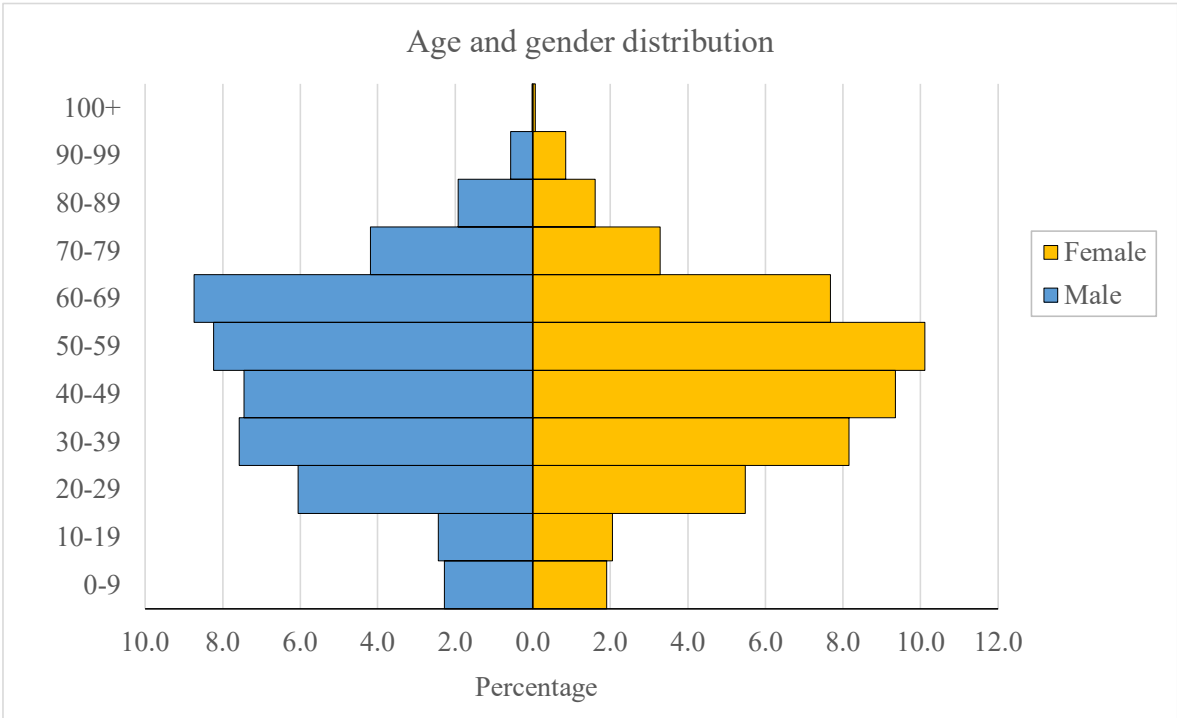
Table 1 shows the classification of cases reported since the 5th wave (since 31 December 2021).

Table 1: Number of cases tested positive for SARS-CoV-2 virus by nucleic acid tests by classification

Reporting period	Imported case	Locally acquired case	Period total
Since the 5 th wave	938 (0.1%)	697315 (99.9%)	698253 (100.0%)
<i>In the past 4 weeks</i>			
25/2/2022 - 3/3/2022	55 (0.0%)	233769 (100.0%)	233824 (100.0%)
4/3/2022 - 10/3/2022	77 (0.0%)	224989 (100.0%)	225066 (100.0%)
11/3/2022 - 17/3/2022	32 (0.0%)	95058 (100.0%)	95090 (100.0%)
18/3/2022 - 24/3/2022	41 (0.1%)	40130 (99.9%)	40171 (100.0%)

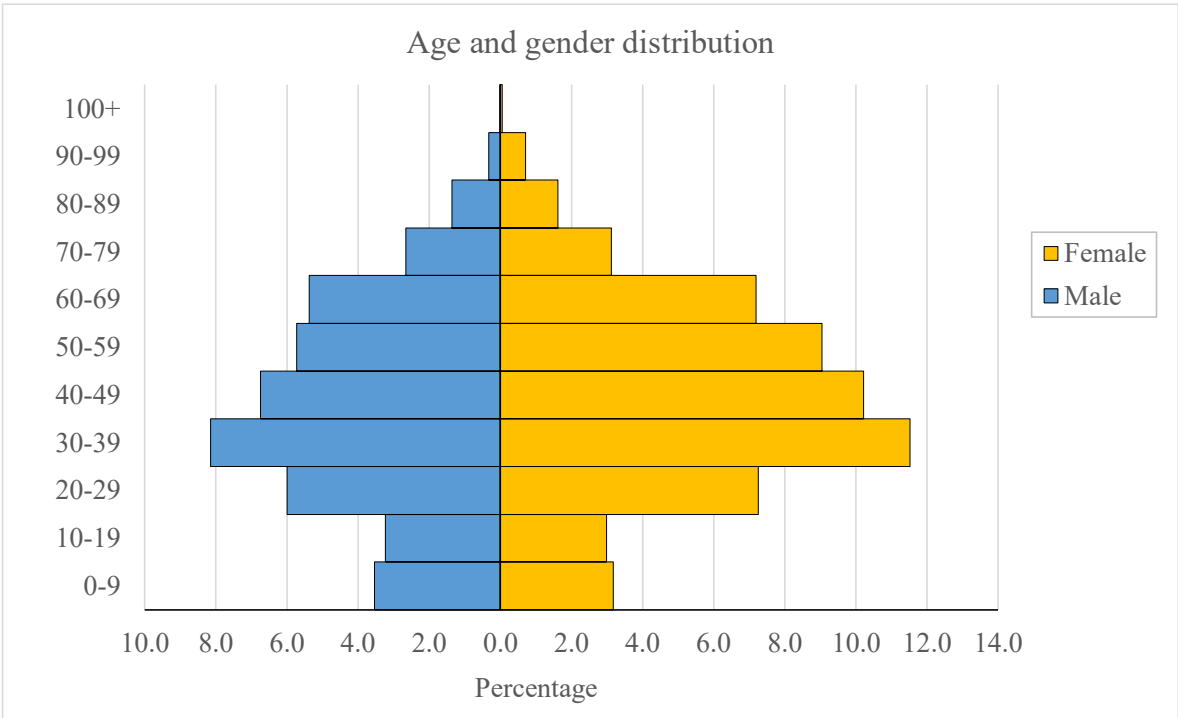
Figure 4 shows the age and gender distribution of the cases (since the 5th wave).

Figure 4(i): Age and gender distribution of cases tested positive for SARS-CoV-2 virus by nucleic acid tests in Hong Kong



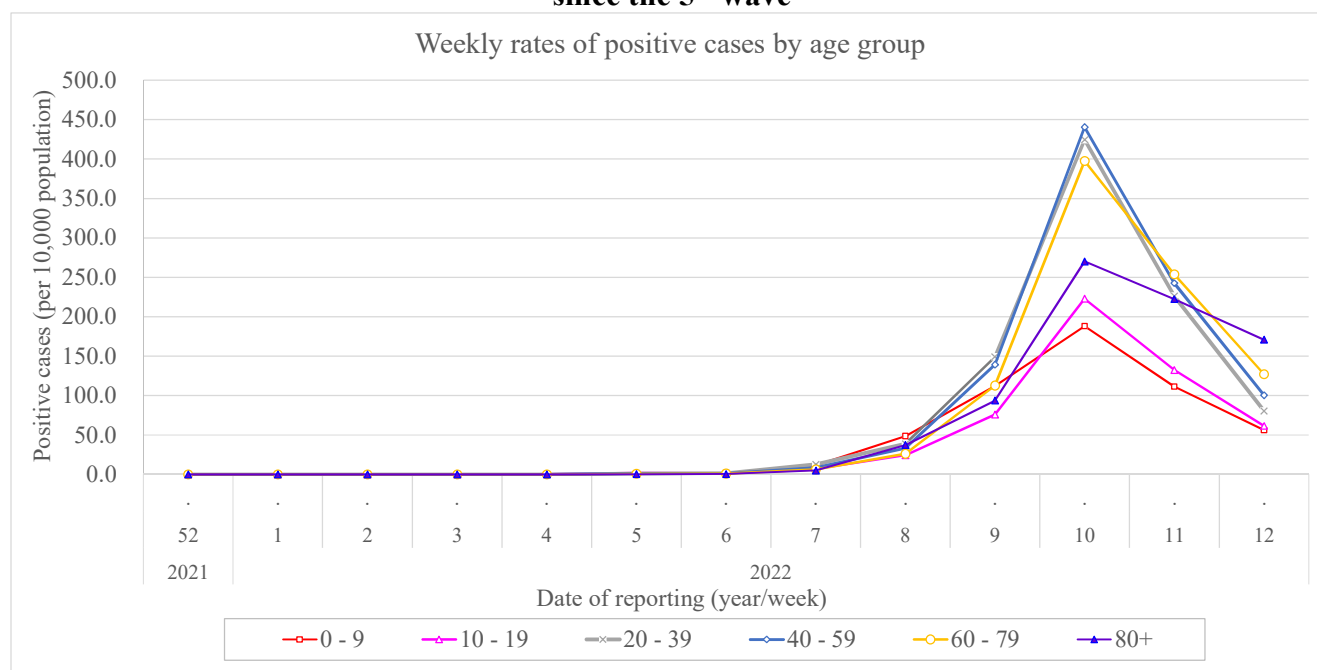
Note: Re-positive cases and cases pending investigation are excluded in Figure 4(i).

Figure 4(ii): Age and gender distribution of cases tested positive for SARS-CoV-2 virus by rapid antigen tests in Hong Kong



Source of data: Data from the Centre for Health Protection of the Department of Health with available information on age and gender.

Figure 5: Weekly rates of positive cases tested by nucleic acid tests (by age group) since the 5th wave



Note:

1. Imported cases are excluded in Figure 5.
2. Data in Figure 5 are updated up to week 12 (week ending on 19 Mar 2022).
3. Data in Figure 5 will be updated on every Monday.

Table 2 : Percentage of cases tested positive for SARS-CoV-2 virus by nucleic acid tests by residential district, 2022

District	Jan	Feb	Week 10	Week 11	Week 12
Central and Western	0.4%	2.4%	1.8%	1.4%	1.7%
Wan Chai	1.1%	1.6%	1.3%	0.9%	1.0%
Eastern	2.8%	4.4%	5.3%	4.4%	4.6%
Southern	1.1%	2.7%	3.1%	2.4%	2.7%
Kowloon City	2.4%	5.8%	5.4%	4.5%	4.7%
Kwun Tong	2.6%	8.7%	12.8%	11.9%	12.4%
Sham Shui Po	5.1%	9.0%	6.1%	8.0%	8.2%
Wong Tai Sin	6.1%	6.0%	7.5%	6.8%	8.2%
Yau Tsim Mong	0.6%	7.4%	5.9%	4.1%	3.4%
Islands	6.9%	3.1%	2.0%	1.5%	1.6%
Kwai Tsing	56.4%	6.3%	7.4%	9.5%	8.7%
North	0.9%	2.7%	3.6%	4.3%	4.4%
Sai Kung	0.4%	4.9%	5.3%	4.2%	4.9%
Sha Tin	3.6%	10.8%	9.0%	8.1%	9.7%
Tai Po	1.5%	2.9%	3.6%	3.9%	3.3%
Tsuen Wan	5.0%	3.4%	3.4%	4.9%	3.7%
Tuen Mun	1.9%	6.0%	6.8%	10.1%	9.4%
Yuen Long	1.4%	12.0%	9.5%	9.1%	7.3%

Note: Cases with multiple/ pending/ unknown residential address are excluded in Table 2.

Since 31 December 2019, the CHP of the DH has recorded a total of 6770 fatal cases.

Since the 5th wave, a total of 6557 fatal cases has been recorded.

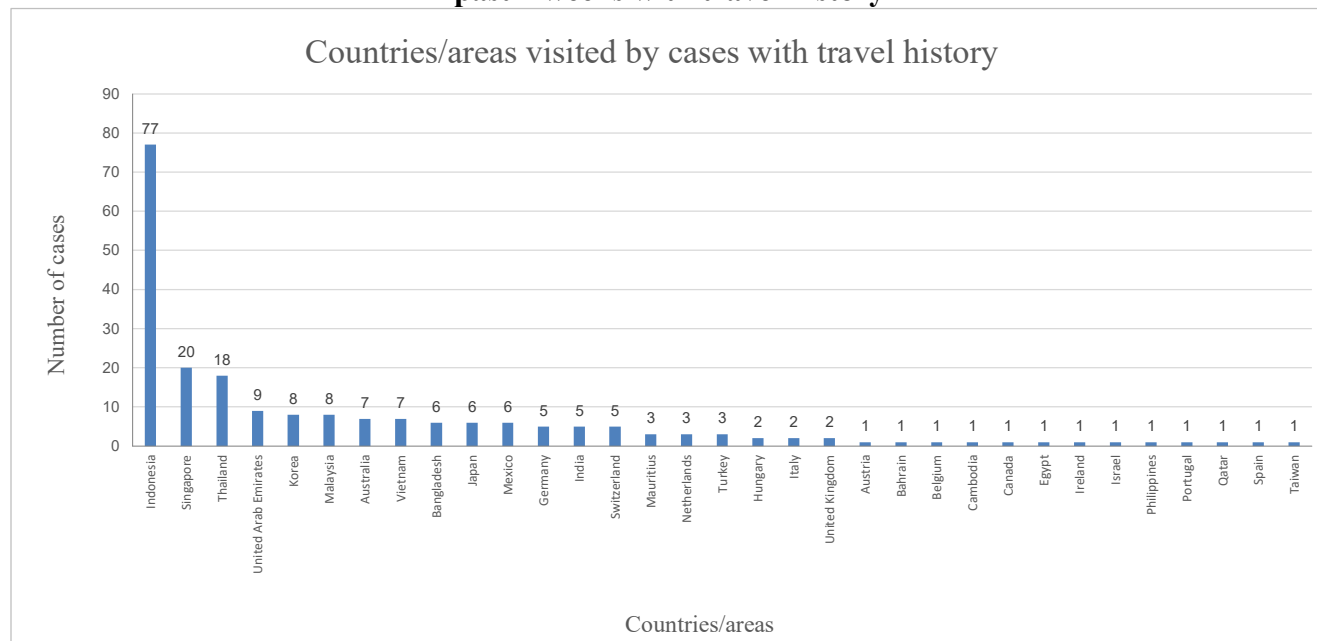
Table 3: Case fatality rate (CFR) by age group and vaccination status (since the 5th wave)

Age Group	CFR of locally acquired cases	CFR of locally acquired cases with history of at least 2 doses of COVID-19 vaccine	CFR of locally acquired cases with history of 1 dose of COVID-19 vaccine or unvaccinated
0-9	0.01%	0.00%	0.01%
10-19	0.01%	0.00%	0.01%
20-29	0.01%	0.00%	0.03%
30-39	0.01%	0.00%	0.03%
40-49	0.02%	0.01%	0.12%
50-59	0.10%	0.03%	0.44%
60-69	0.34%	0.09%	1.03%
70-79	1.46%	0.39%	2.91%
80+	9.19%	3.38%	11.45%
Overall	0.60%	0.11%	1.76%

Source of data: Data from the Centre for Health Protection of the Department of Health with available information on age and vaccination status.

Figure 6 shows the countries/areas visited by the cases tested positive by nucleic acid tests reported in the past 4 weeks with travel history outside Hong Kong during the incubation period.

Figure 6: Countries/areas visited by cases tested positive by nucleic acid tests reported in the past 4 weeks with travel history



Note:

1. Some cases had visited more than one country/area.
2. Re-positive cases are excluded in Figure 6.