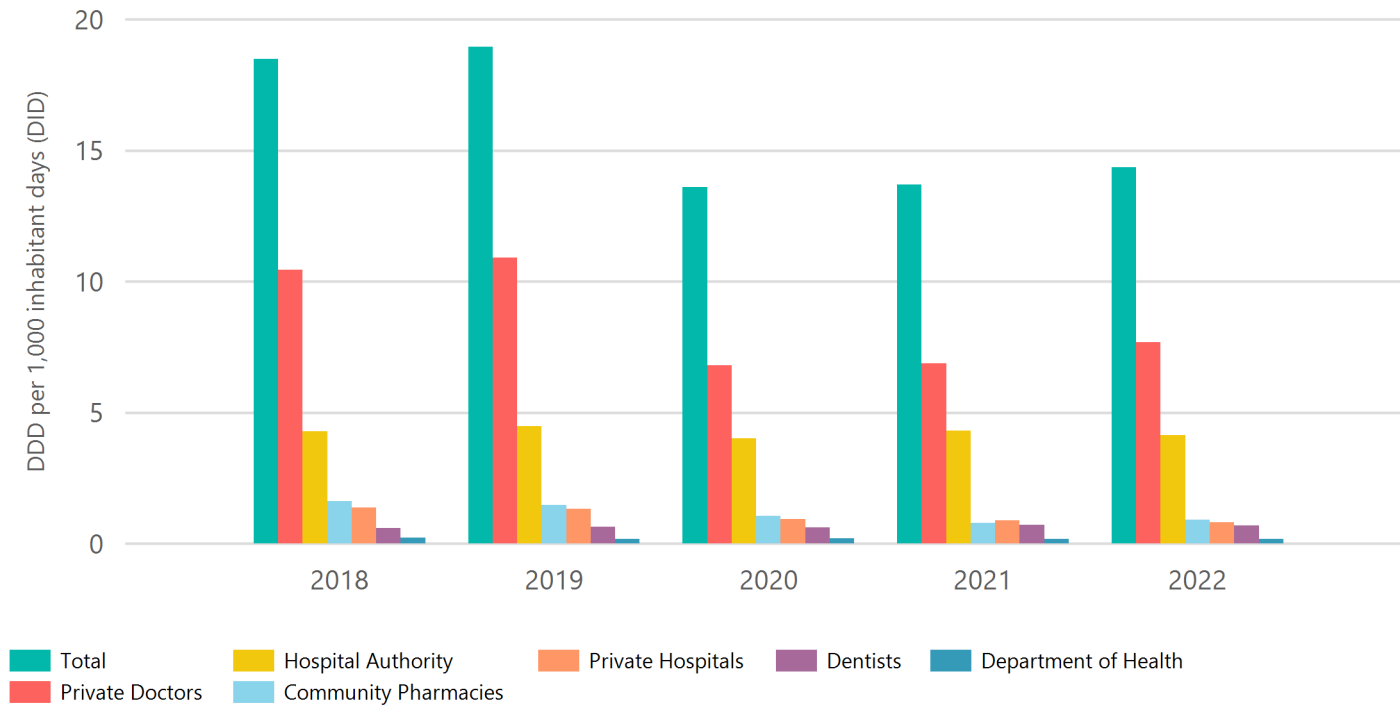


# Antimicrobial Wholesale Supply in Hong Kong Classified by Sectors (2018 - 2022)

Antimicrobials Wholesale Supply Distribution to Various Sectors Over Time



## Antimicrobials Wholesale Supply Distribution to Various Sectors Over Time

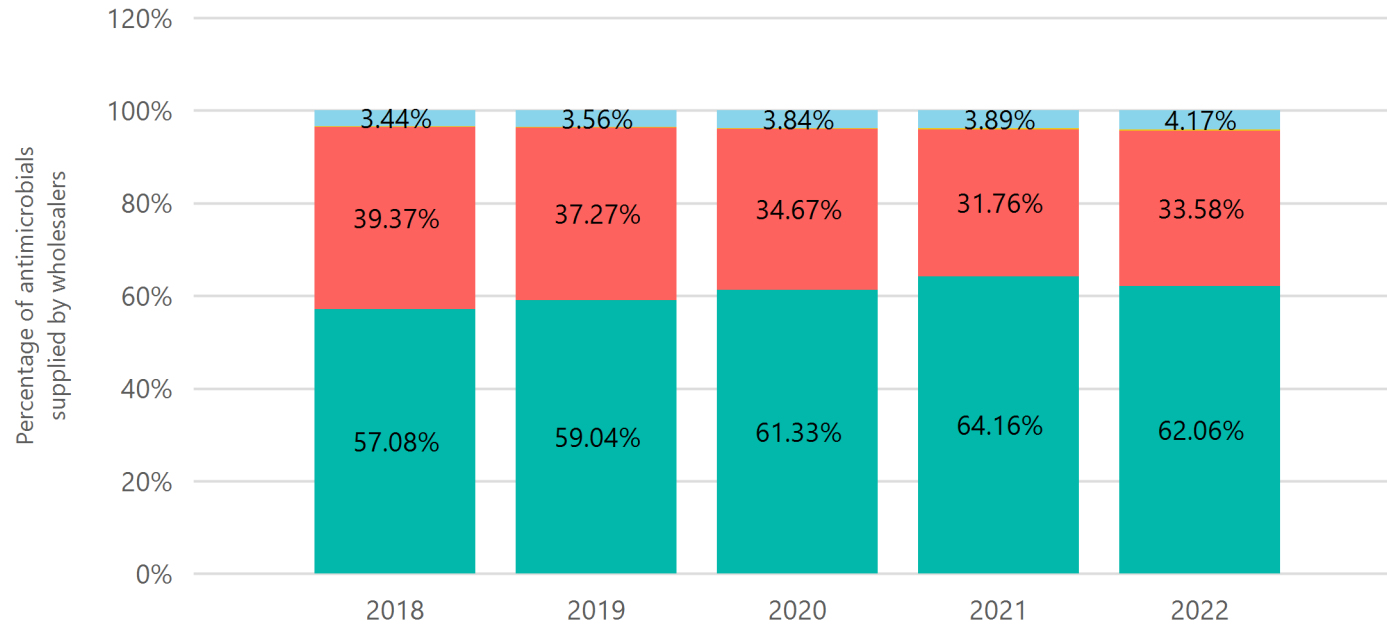
Sector	DDD per 1,000 inhabitant days (DID)				
	2018	2019	2020	2021	2022
Total	18.49	18.96	13.59	13.70	14.35
Private Doctors	10.44	10.91	6.79	6.87	7.68
Hospital Authority	4.27	4.47	4.01	4.29	4.12
Community Pharmacies	1.61	1.46	1.05	0.78	0.90
Private Hospitals	1.38	1.31	0.93	0.87	0.80
Dentists	0.58	0.64	0.61	0.71	0.68
Department of Health	0.21	0.17	0.19	0.17	0.16

[Report Footnote]:  
Antimicrobials supplied for non-human use in Hong Kong (e.g. veterinary surgeons and farmers) were not included

# Antimicrobials Wholesale Supply in Hong Kong Classified by WHO 'AWaRe' System (2018 - 2022)

## Antibiotic Supplies Classified by WHO "AWaRe" System

Others Reserve Watch Access



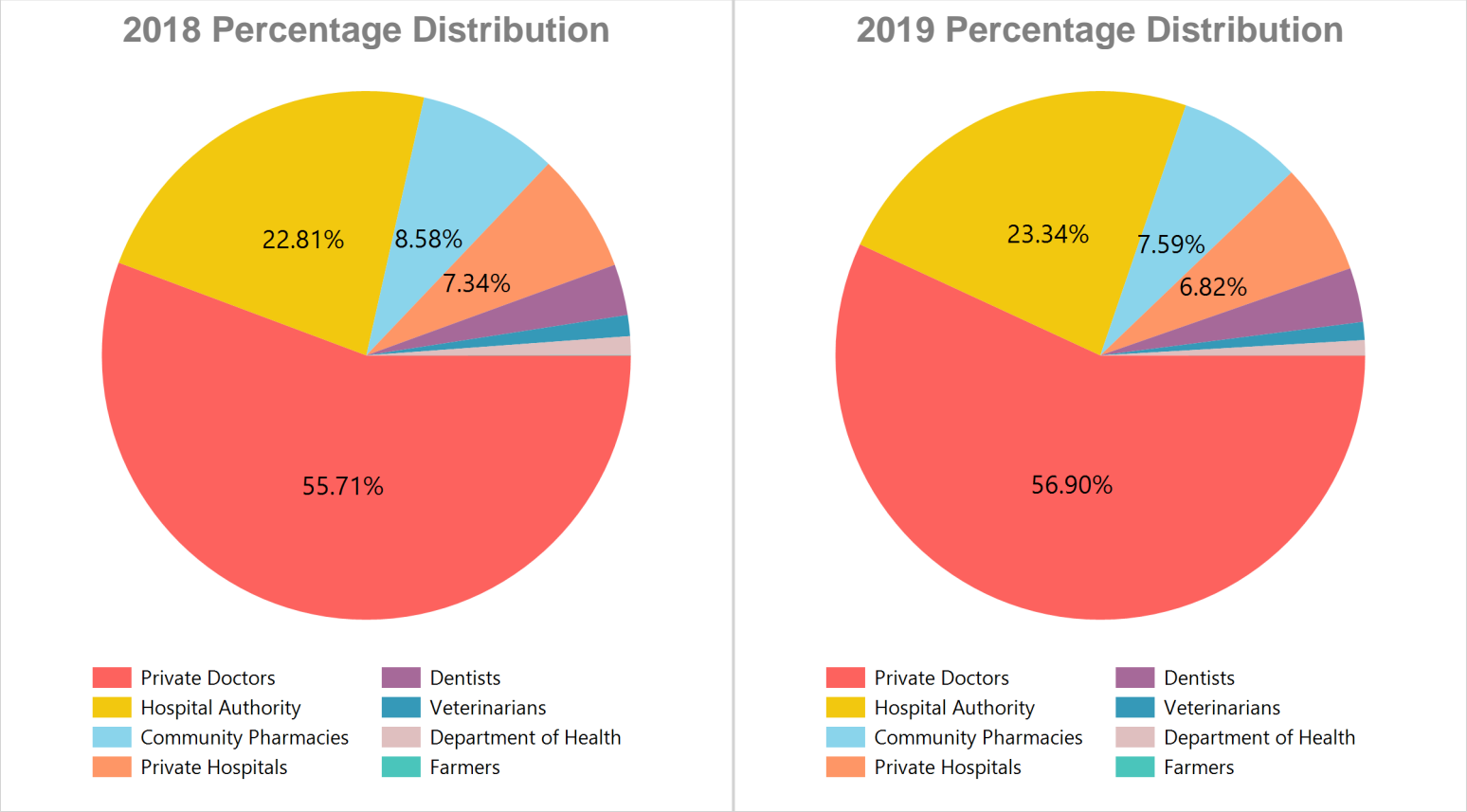
## Antibiotic Supplies Classified by WHO "AWaRe" System

Year	AWaRe Categorisation									
	Access		Watch		Reserve		Others		Total	
	DDD per 1,000 inhabitant days (DID)	%	DDD per 1,000 inhabitant days (DID)	%	DDD per 1,000 inhabitant days (DID)	%	DDD per 1,000 inhabitant days (DID)	%	DDD per 1,000 inhabitant days (DID)	%
2018	10.55	57.08%	7.28	39.37%	0.02	0.11%	0.64	3.44%	18.49	100.00%
2019	11.19	59.04%	7.07	37.27%	0.02	0.13%	0.68	3.56%	18.96	100.00%
2020	8.34	61.33%	4.71	34.67%	0.02	0.17%	0.52	3.84%	13.59	100.00%
2021	8.79	64.16%	4.35	31.76%	0.03	0.19%	0.53	3.89%	13.70	100.00%
2022	8.91	62.06%	4.82	33.58%	0.03	0.18%	0.60	4.17%	14.35	100.00%

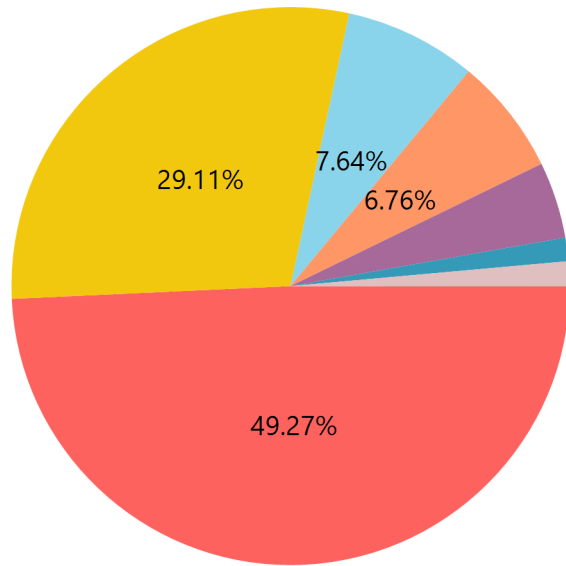
[Report Footnote]:

Antimicrobials supplied for non-human use in Hong Kong (e.g. veterinary surgeons and farmers) were not included

# Antimicrobial Wholesale Supply Distribution by Sectors in Hong Kong (2018 - 2022)

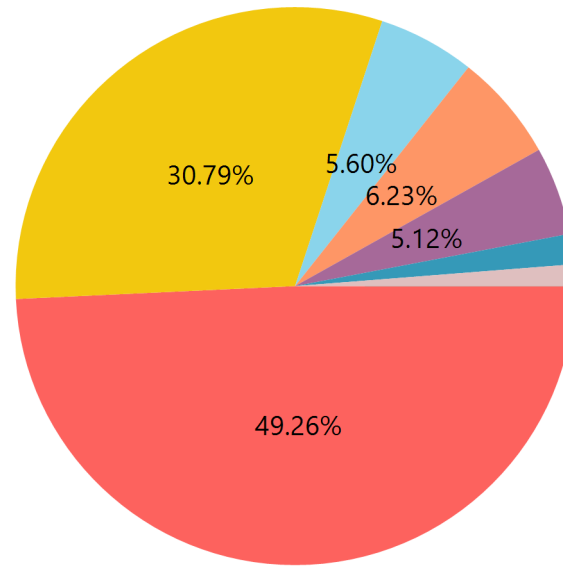


### 2020 Percentage Distribution



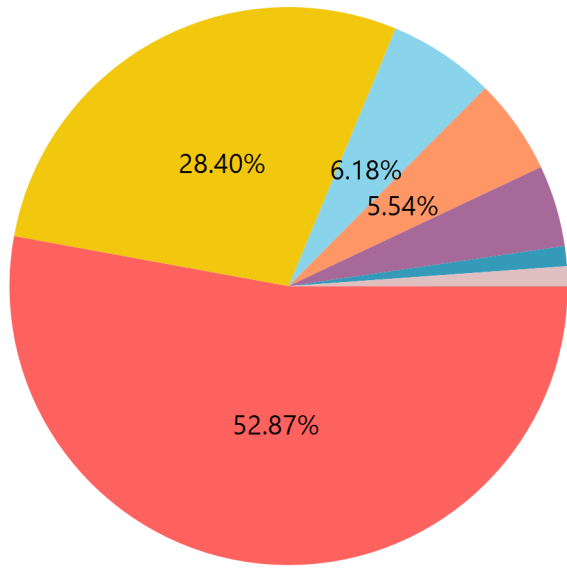
- Private Doctors
- Hospital Authority
- Community Pharmacies
- Private Hospitals
- Dentists
- Veterinarians
- Department of Health
- Farmers

### 2021 Percentage Distribution



- Private Doctors
- Hospital Authority
- Community Pharmacies
- Private Hospitals
- Dentists
- Veterinarians
- Department of Health
- Farmers

### 2022 Percentage Distribution



- Private Doctors
- Hospital Authority
- Community Pharmacies
- Private Hospitals
- Dentists
- Veterinarians
- Department of Health
- Farmers

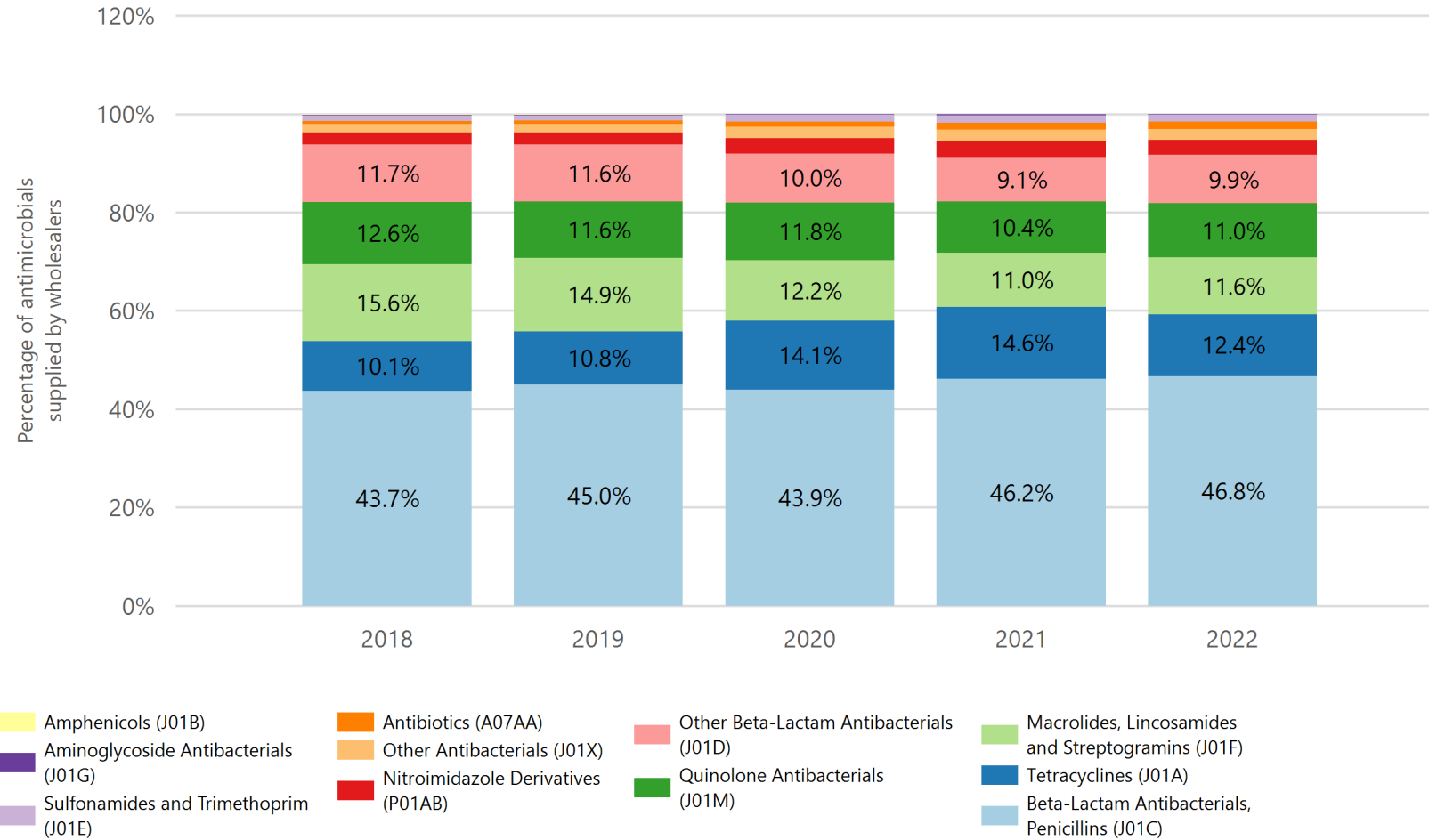
## Wholesale Distribution to Various Sectors in DDD per 1,000 inhabitant days (DID)

Sector	DDD per 1,000 inhabitant days (DID)				
	2018	2019	2020	2021	2022
Private Doctors	10.44	10.91	6.79	6.87	7.68
Hospital Authority	4.27	4.47	4.01	4.29	4.12
Community Pharmacies	1.61	1.46	1.05	0.78	0.90
Private Hospitals	1.38	1.31	0.93	0.87	0.80
Dentists	0.58	0.64	0.61	0.71	0.68
Veterinarians	0.24	0.21	0.19	0.24	0.17
Department of Health	0.21	0.17	0.19	0.17	0.16
Farmers	0.01	<0.005	<0.005	<0.005	<0.005



# Antimicrobials Wholesale Supply in Hong Kong Classified by ATC Pharmacological Subgroups (2018 - 2022)

Antimicrobials Wholesale Supply Distribution by ATC Pharmacological Subgroups Over Time



## Antimicrobials Wholesale Supply Distribution by ATC Pharmacological Subgroups Over Time

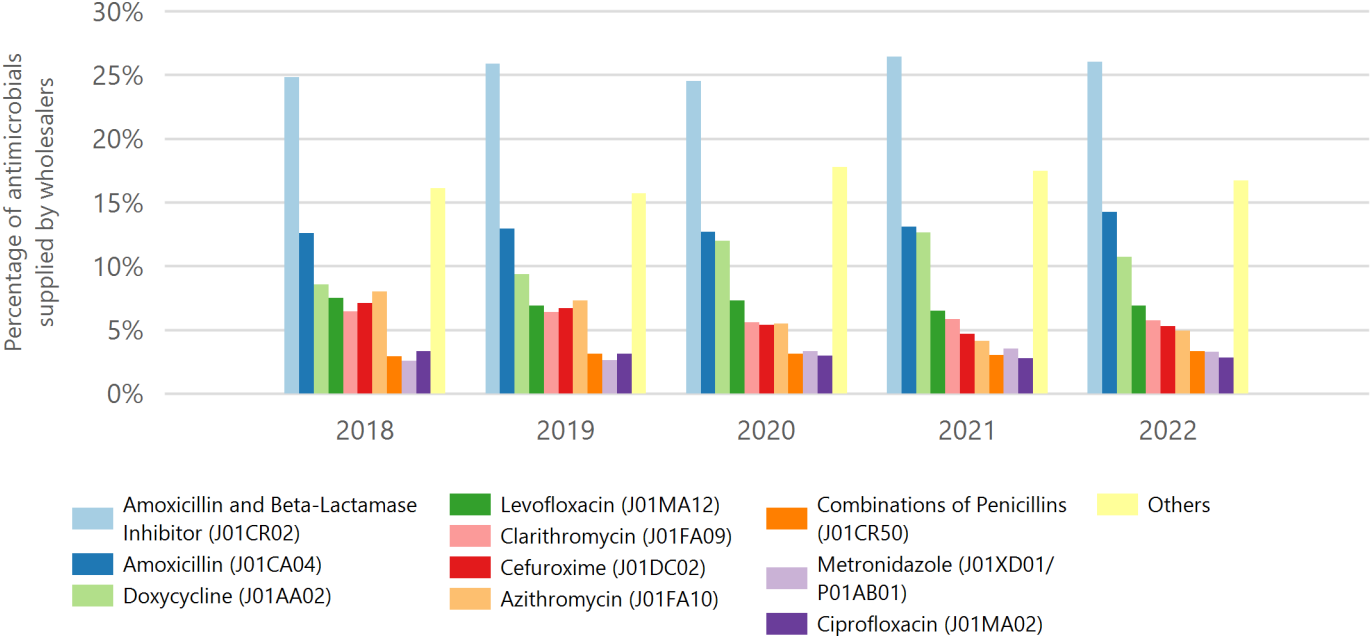
ATC Phamacological Subgroup		DDD per 1,000 inhabitant days (%)				
Code	Description	2018	2019	2020	2021	2022
J01A	Tetracyclines	1.87 (10.12%)	2.05 (10.82%)	1.91 (14.07%)	2.00 (14.64%)	1.79 (12.45%)
J01B	Amphenicols	<0.005 (<0.005%)	<0.005 (<0.005%)	-	-	-
J01C	Beta-Lactam Antibacterials, Penicillins	8.09 (43.73%)	8.52 (44.96%)	5.97 (43.89%)	6.32 (46.15%)	6.71 (46.79%)
J01D	Other Beta-Lactam Antibacterials	2.17 (11.75%)	2.19 (11.56%)	1.36 (9.98%)	1.24 (9.09%)	1.42 (9.87%)
J01E	Sulfonamides and Trimethoprim	0.22 (1.17%)	0.21 (1.10%)	0.18 (1.34%)	0.20 (1.49%)	0.20 (1.40%)
J01F	Macrolides, Lincosamides and Streptogramins	2.89 (15.61%)	2.82 (14.90%)	1.66 (12.25%)	1.50 (10.97%)	1.66 (11.56%)
J01G	Aminoglycoside Antibacterials	0.05 (0.26%)	0.05 (0.25%)	0.03 (0.22%)	0.04 (0.26%)	0.03 (0.22%)
J01M	Quinolone Antibacterials	2.34 (12.64%)	2.19 (11.56%)	1.61 (11.82%)	1.42 (10.40%)	1.58 (11.02%)
J01X	Other Antibacterials	0.32 (1.71%)	0.34 (1.79%)	0.32 (2.33%)	0.31 (2.30%)	0.32 (2.21%)
P01AB	Nitroimidazole Derivatives	0.44 (2.38%)	0.45 (2.39%)	0.41 (3.05%)	0.45 (3.29%)	0.44 (3.05%)
A07AA	Antibiotics	0.12 (0.63%)	0.12 (0.65%)	0.14 (1.06%)	0.20 (1.44%)	0.21 (1.46%)
	Total	18.49 (100.00%)	18.96 (100.00%)	13.59 (100.00%)	13.70 (100.00%)	14.35 (100.00%)

[Report Footnote]:

Antimicrobials supplied for non-human use in Hong Kong (e.g. veterinary surgeons and farmers) were not included

# Antimicrobials Wholesale Supply in Hong Kong (2018 - 2022)

## 10 Most Commonly Supplied Antimicrobials Over Time



## 10 Most Commonly Supplied Antimicrobials Over Time

ATC Chemical Substance		DDD per 1,000 inhabitant days (%)				
Code	Antimicrobial	2018	2019	2020	2021	2022
J01CR02	Amoxicillin and Beta-Lactamase Inhibitor	4.591 (24.83%)	4.911 (25.91%)	3.333 (24.52%)	3.620 (26.43%)	3.740 (26.06%)
J01CA04	Amoxicillin	2.330 (12.60%)	2.452 (12.93%)	1.723 (12.67%)	1.790 (13.07%)	2.045 (14.25%)
J01AA02	Doxycycline	1.580 (8.54%)	1.774 (9.36%)	1.626 (11.96%)	1.728 (12.62%)	1.541 (10.74%)
J01MA12	Levofloxacin	1.389 (7.51%)	1.304 (6.88%)	0.990 (7.28%)	0.886 (6.47%)	0.986 (6.87%)
J01FA09	Clarithromycin	1.192 (6.45%)	1.211 (6.39%)	0.760 (5.59%)	0.799 (5.83%)	0.825 (5.75%)
J01DC02	Cefuroxime	1.314 (7.10%)	1.272 (6.71%)	0.730 (5.37%)	0.643 (4.70%)	0.758 (5.28%)
J01FA10	Azithromycin	1.483 (8.02%)	1.383 (7.30%)	0.743 (5.47%)	0.564 (4.12%)	0.709 (4.94%)
J01CR50	Combinations of Penicillins	0.540 (2.92%)	0.589 (3.10%)	0.423 (3.11%)	0.410 (3.00%)	0.476 (3.31%)
J01XD01/ P01AB01	Metronidazole	0.477 (2.58%)	0.493 (2.60%)	0.450 (3.31%)	0.484 (3.53%)	0.468 (3.26%)
J01MA02	Ciprofloxacin	0.616 (3.33%)	0.592 (3.12%)	0.402 (2.96%)	0.381 (2.78%)	0.405 (2.82%)
	Others	2.980 (16.11%)	2.977 (15.70%)	2.412 (17.75%)	2.391 (17.45%)	2.401 (16.73%)
	Total	18.492 (100.00%)	18.958 (100.00%)	13.592 (100.00%)	13.696 (100.00%)	14.352 (100.00%)

[Report Footnote]:

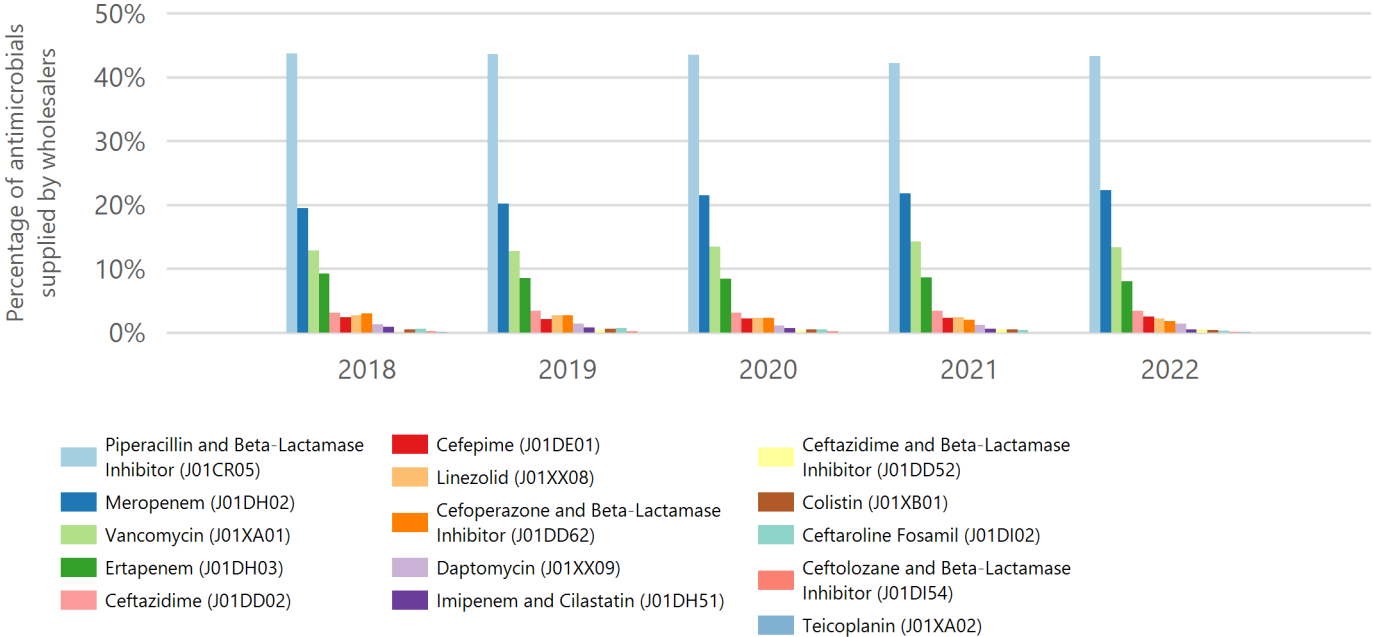
Antimicrobials supplied for non-human use in Hong Kong (e.g. veterinary surgeons and farmers) were not included

Metronidazole was classified as J01XD01 if for parenteral use and P01AB01 if for oral/rectal use

§ Less than 0.0005

# Antimicrobials Wholesale Supply in Hong Kong (2018 - 2022)

## Wholesale Supply of Selected Broad-spectrum Antimicrobials Over Time



## Wholesale Supply of Selected Broad-spectrum Antimicrobials Over Time

ATC Chemical Substance		DDD per 1,000 inhabitant days (%)				
Code	Antimicrobial	2018	2019	2020	2021	2022
J01CR05	Piperacillin and Beta-Lactamase Inhibitor	0.138 (43.69%)	0.149 (43.60%)	0.152 (43.47%)	0.166 (42.14%)	0.181 (43.32%)
J01DH02	Meropenem	0.062 (19.52%)	0.069 (20.19%)	0.075 (21.45%)	0.086 (21.83%)	0.093 (22.29%)
J01XA01	Vancomycin	0.041 (12.86%)	0.044 (12.75%)	0.047 (13.49%)	0.056 (14.24%)	0.056 (13.37%)
J01DH03	Ertapenem	0.029 (9.26%)	0.029 (8.56%)	0.029 (8.38%)	0.034 (8.60%)	0.034 (8.02%)
J01DD02	Ceftazidime	0.010 (3.14%)	0.012 (3.38%)	0.011 (3.07%)	0.013 (3.41%)	0.014 (3.36%)
J01DE01	Cefepime	0.007 (2.35%)	0.007 (2.08%)	0.008 (2.21%)	0.009 (2.28%)	0.010 (2.46%)
J01XX08	Linezolid	0.009 (2.72%)	0.009 (2.71%)	0.008 (2.32%)	0.009 (2.35%)	0.009 (2.20%)
J01DD62	Cefoperazone and Beta-Lactamase Inhibitor	0.010 (3.02%)	0.009 (2.65%)	0.008 (2.32%)	0.008 (2.01%)	0.007 (1.74%)
J01XX09	Daptomycin	0.004 (1.29%)	0.005 (1.40%)	0.004 (1.13%)	0.005 (1.19%)	0.006 (1.40%)
J01DH51	Imipenem and Cilastatin	0.003 (0.89%)	0.003 (0.78%)	0.002 (0.67%)	0.002 (0.58%)	0.002 (0.53%)
J01DD52	Ceftazidime and Beta-Lactamase Inhibitor	-	0.001 (0.43%)	0.001 (0.33%)	0.002 (0.51%)	0.002 (0.44%)
J01XB01	Colistin	0.002 (0.50%)	0.002 (0.59%)	0.002 (0.48%)	0.002 (0.45%)	0.002 (0.42%)
J01DI02	Ceftaroline Fosamil	0.002 (0.57%)	0.002 (0.69%)	0.002 (0.53%)	0.002 (0.42%)	0.001 (0.32%)
J01DI54	Ceftolozane and Beta-Lactamase Inhibitor	0.001 (0.19%)	0.001 (0.21%)	0.001 (0.15%)	-	0.001 (0.13%)
J01XA02	Teicoplanin	§ (<0.005%)	-	-	-	§ (<0.005%)
Total		0.315 (100.00%)	0.341 (100.00%)	0.350 (100.00%)	0.393 (100.00%)	0.418 (100.00%)

[Report Footnote]:

Antimicrobials supplied for non-human use in Hong Kong (e.g. veterinary surgeons and farmers) were not included  
Metronidazole was classified as J01XD01 if for parenteral use and P01AB01 if for oral/rectal use

§ Less than 0.0005