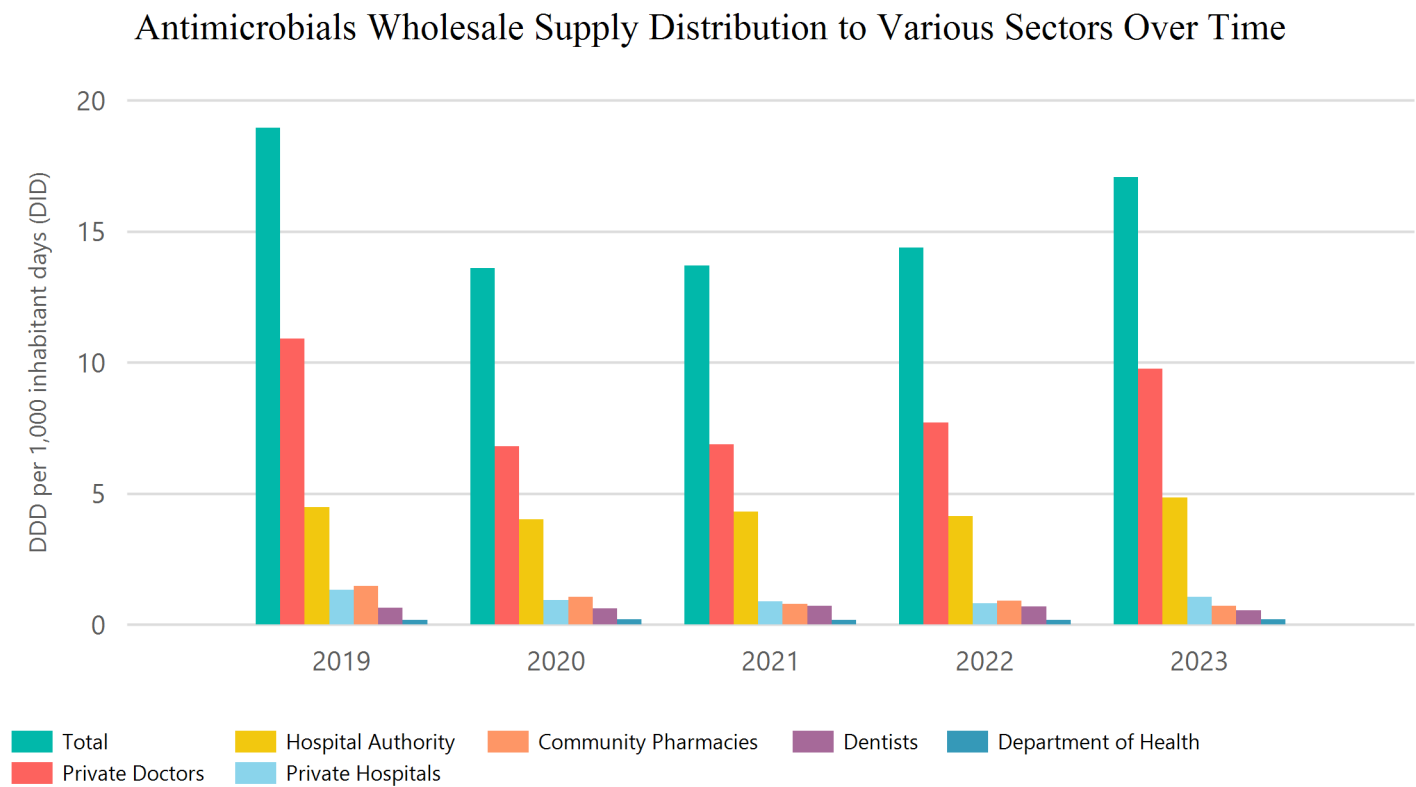


Antimicrobial Wholesale Supply in Hong Kong Classified by Sectors (2019 - 2023)

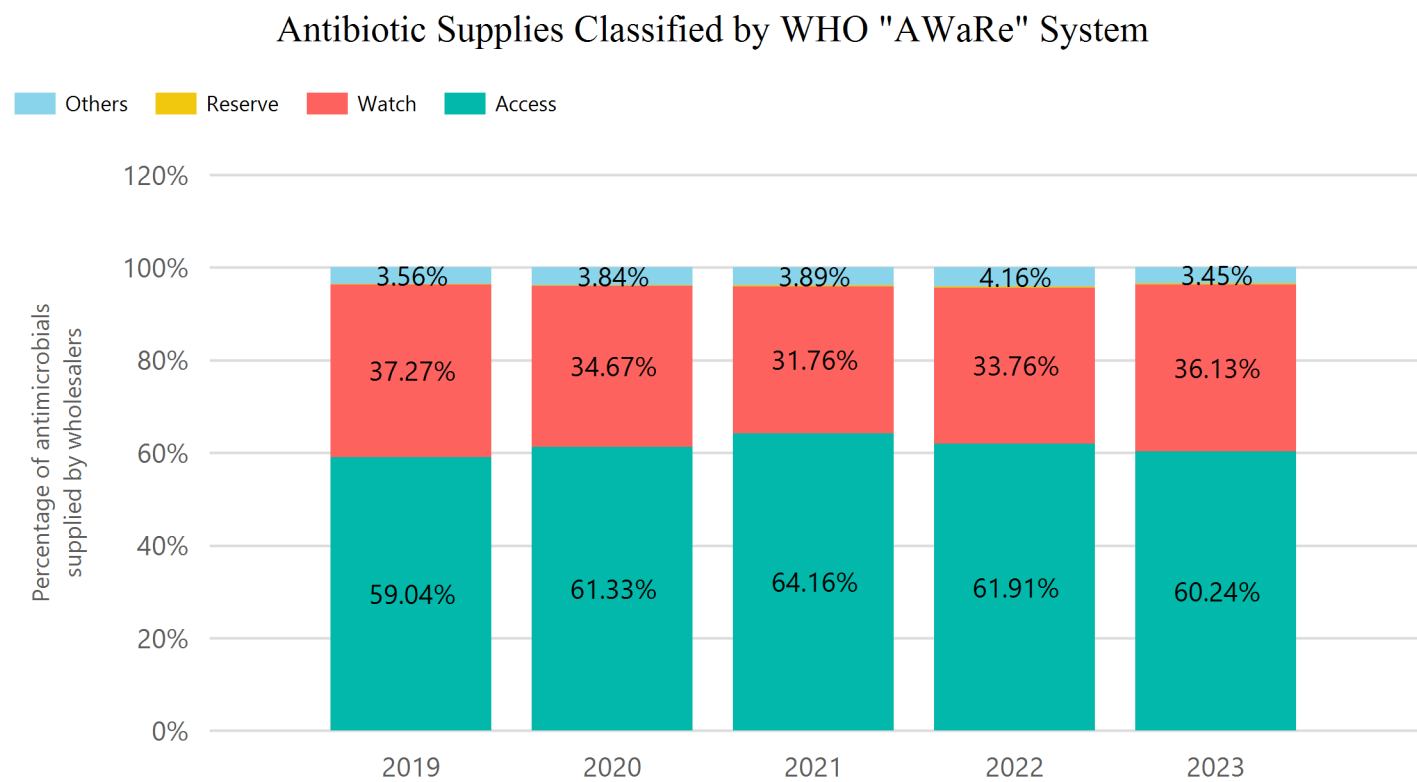


Antimicrobials Wholesale Supply Distribution to Various Sectors Over Time

Sector	DDD per 1,000 inhabitant days (DID)				
	2019	2020	2021	2022	2023
Total	18.96	13.59	13.70	14.39	17.08
Private Doctors	10.91	6.79	6.87	7.71	9.76
Hospital Authority	4.47	4.01	4.29	4.12	4.84
Private Hospitals	1.31	0.93	0.87	0.81	1.06
Community Pharmacies	1.46	1.05	0.78	0.90	0.71
Dentists	0.64	0.61	0.71	0.68	0.53
Department of Health	0.17	0.19	0.17	0.16	0.19

[Report Footnote]:
Antimicrobials supplied for non-human use in Hong Kong (e.g. veterinary surgeons and farmers) were not included

Antimicrobials Wholesale Supply in Hong Kong Classified by WHO 'AWaRe' System (2019 - 2023)

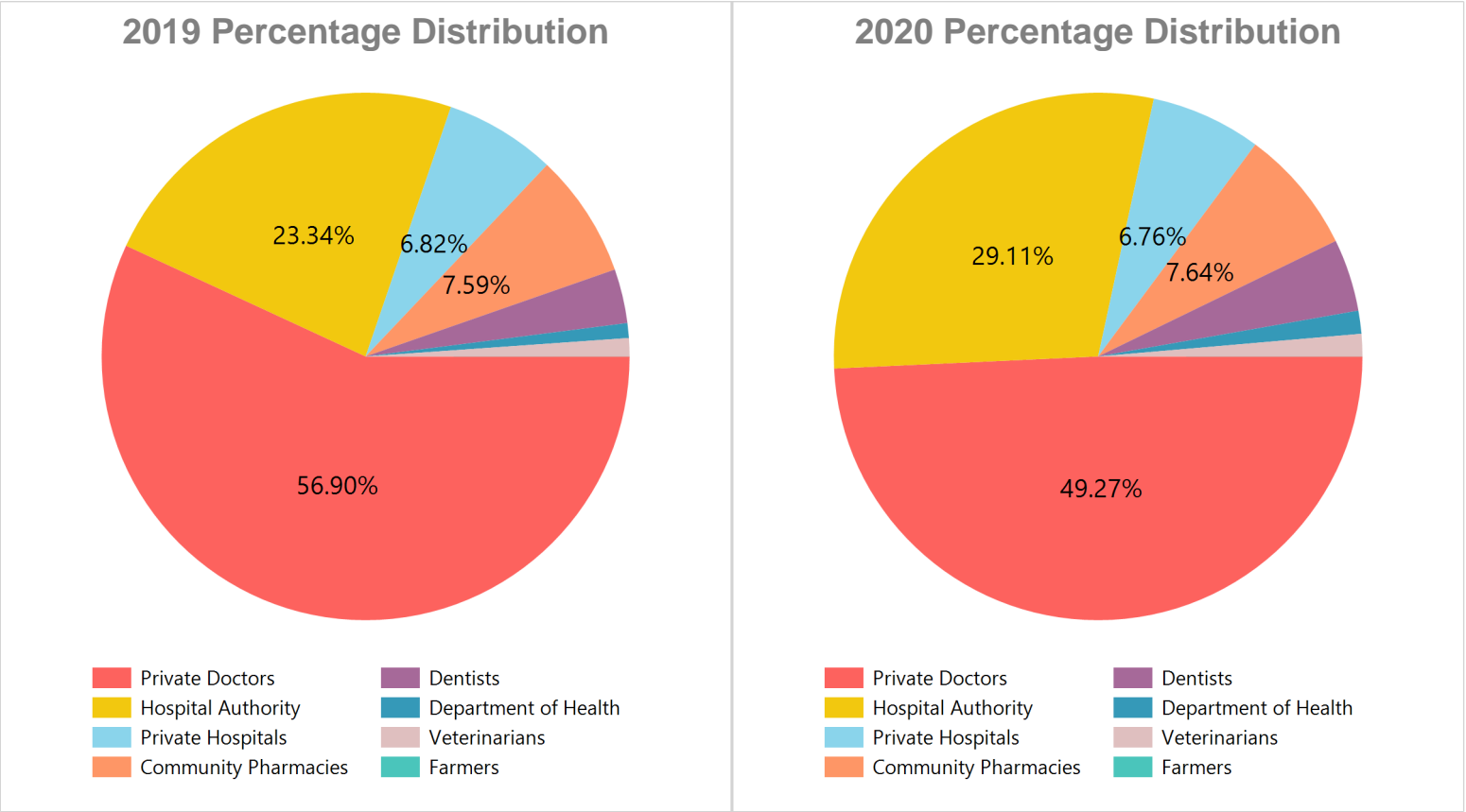


Antibiotic Supplies Classified by WHO "AWaRe" System

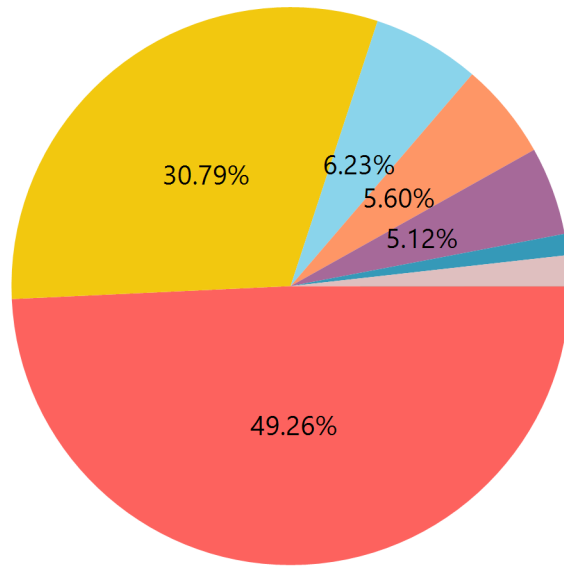
AWaRe Categorisation										
Year	Access		Watch		Reserve		Others		Total	
	DDD per 1,000 inhabitant days (DID)	%	DDD per 1,000 inhabitant days (DID)	%	DDD per 1,000 inhabitant days (DID)	%	DDD per 1,000 inhabitant days (DID)	%	DDD per 1,000 inhabitant days (DID)	%
2019	11.19	59.04%	7.07	37.27%	0.02	0.13%	0.68	3.56%	18.96	100.00%
2020	8.34	61.33%	4.71	34.67%	0.02	0.17%	0.52	3.84%	13.59	100.00%
2021	8.79	64.16%	4.35	31.76%	0.03	0.19%	0.53	3.89%	13.70	100.00%
2022	8.91	61.91%	4.86	33.76%	0.03	0.18%	0.60	4.16%	14.39	100.00%
2023	10.29	60.24%	6.17	36.13%	0.03	0.19%	0.59	3.45%	17.08	100.00%

[Report Footnote]:
Antimicrobials supplied for non-human use in Hong Kong (e.g. veterinary surgeons and farmers) were not included

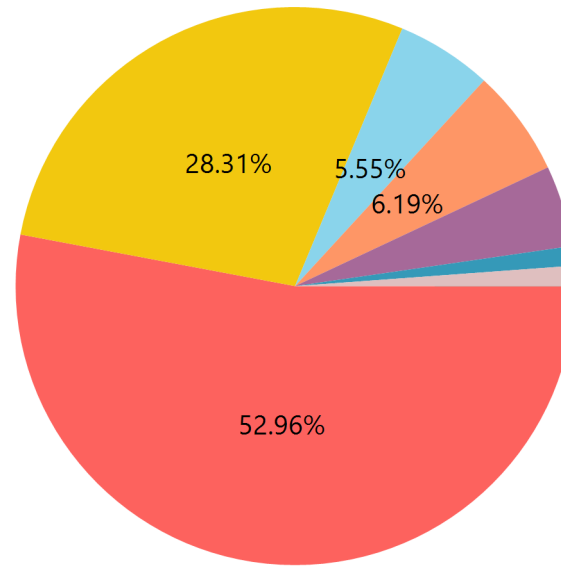
Antimicrobial Wholesale Supply Distribution by Sectors in Hong Kong (2019 - 2023)



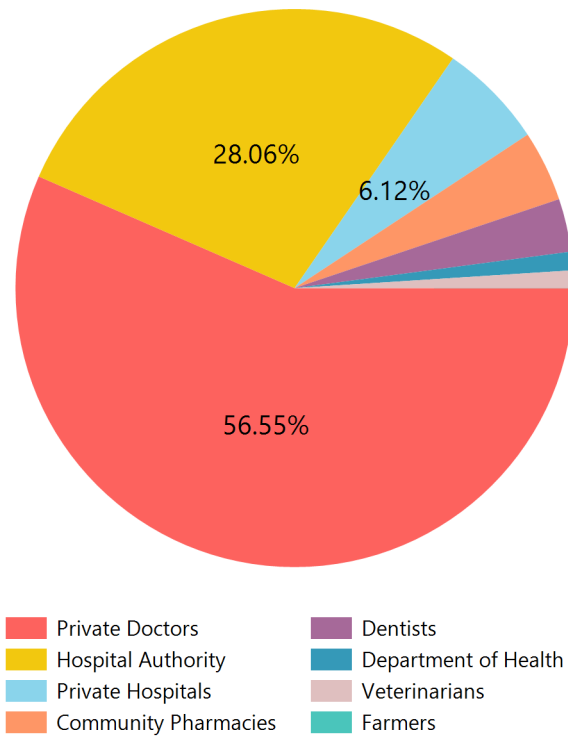
2021 Percentage Distribution



2022 Percentage Distribution



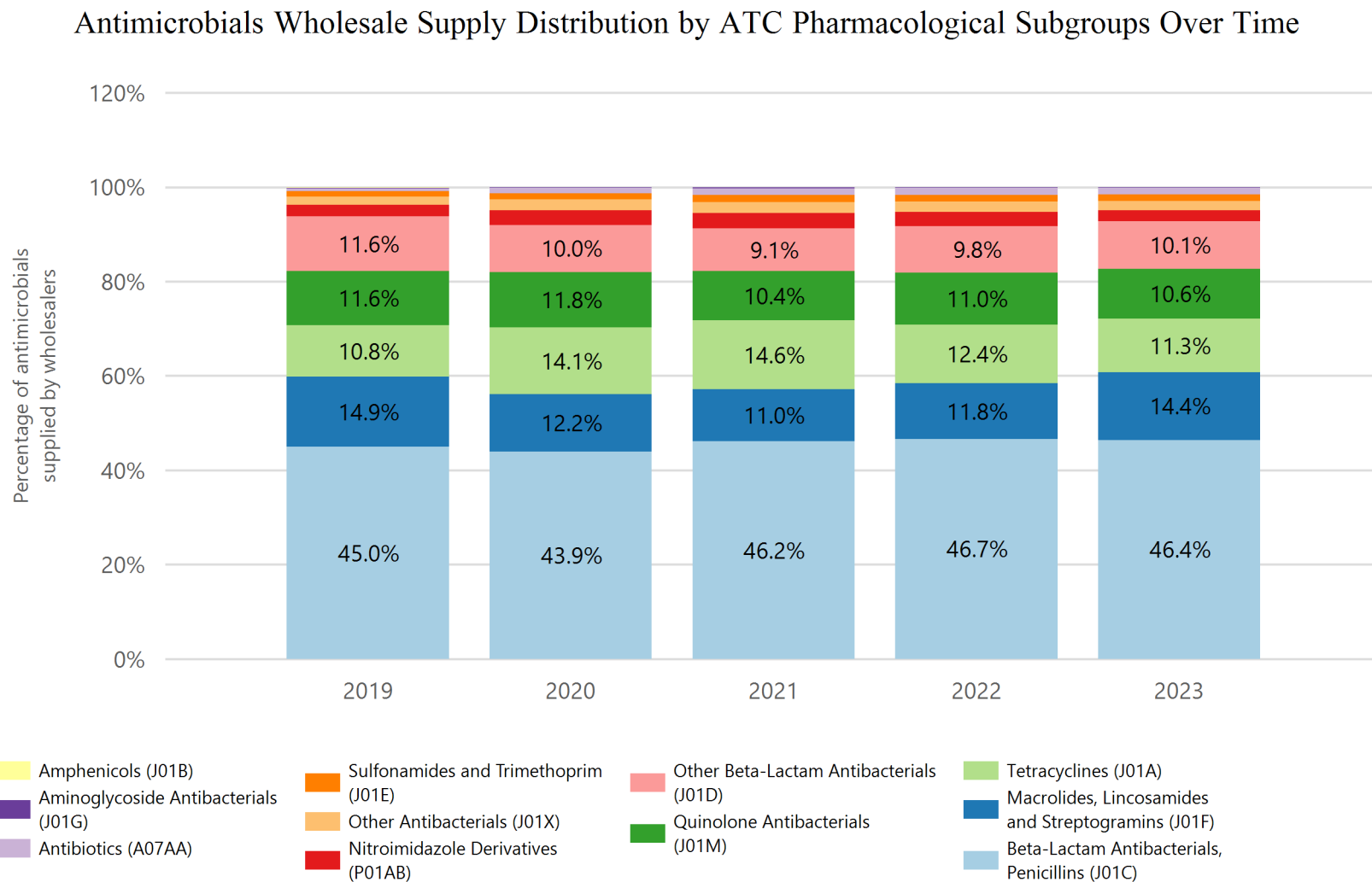
2023 Percentage Distribution



Wholesale Distribution to Various Sectors in DDD per 1,000 inhabitant days (DID)

Sector	DDD per 1,000 inhabitant days (DID)				
	2019	2020	2021	2022	2023
Private Doctors	10.91	6.79	6.87	7.71	9.76
Hospital Authority	4.47	4.01	4.29	4.12	4.84
Private Hospitals	1.31	0.93	0.87	0.81	1.06
Community Pharmacies	1.46	1.05	0.78	0.90	0.71
Dentists	0.64	0.61	0.71	0.68	0.53
Department of Health	0.17	0.19	0.17	0.16	0.19
Veterinarians	0.21	0.19	0.24	0.17	0.17
Farmers	<0.005	<0.005	<0.005	<0.005	<0.005

Antimicrobials Wholesale Supply in Hong Kong Classified by ATC Pharmacological Subgroups (2019 - 2023)



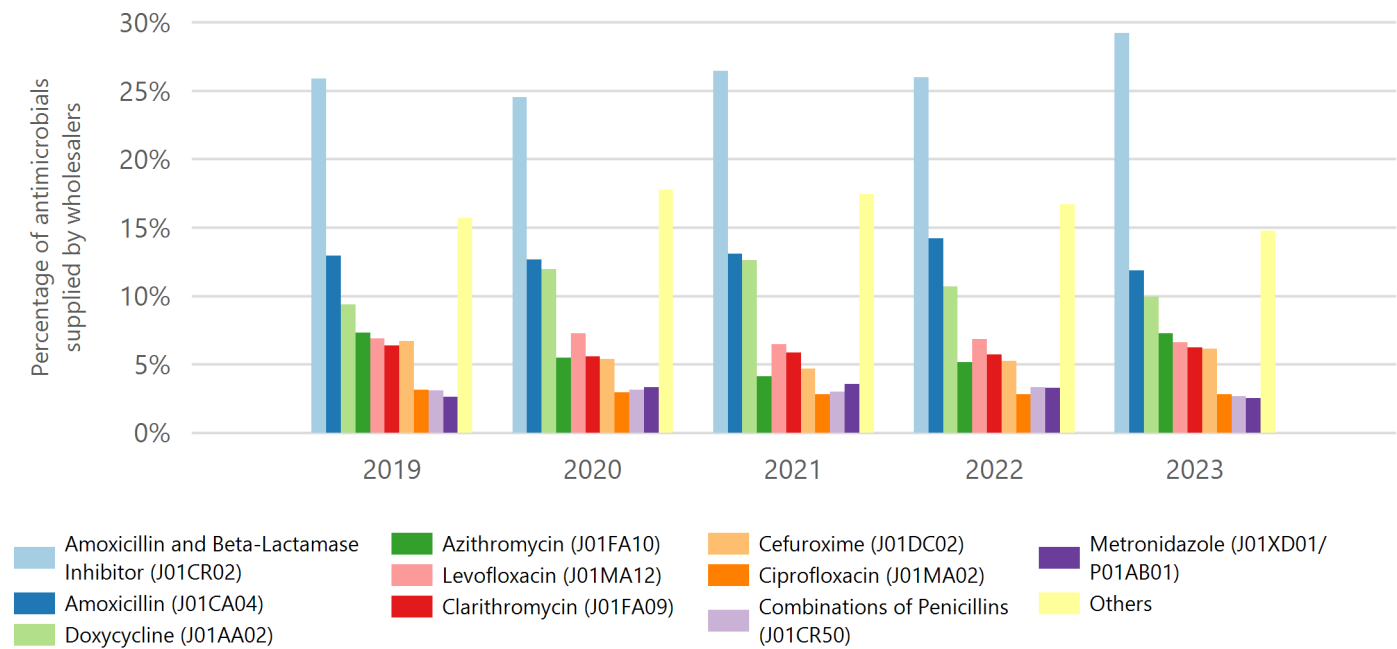
Antimicrobials Wholesale Supply Distribution by ATC Pharmacological Subgroups Over Time

ATC Phamacological Subgroup		DDD per 1,000 inhabitant days (%)				
Code	Description	2019	2020	2021	2022	2023
J01A	Tetracyclines	2.05 (10.82%)	1.91 (14.07%)	2.00 (14.64%)	1.79 (12.41%)	1.93 (11.29%)
J01B	Amphenicols	<0.005 (<0.005%)	-	-	-	-
J01C	Beta-Lactam Antibacterials, Penicillins	8.52 (44.96%)	5.97 (43.89%)	6.32 (46.15%)	6.71 (46.66%)	7.93 (46.41%)
J01D	Other Beta-Lactam Antibacterials	2.19 (11.56%)	1.36 (9.98%)	1.24 (9.09%)	1.42 (9.84%)	1.73 (10.14%)
J01E	Sulfonamides and Trimethoprim	0.21 (1.10%)	0.18 (1.34%)	0.20 (1.49%)	0.20 (1.39%)	0.24 (1.43%)
J01F	Macrolides, Lincosamides and Streptogramins	2.82 (14.90%)	1.66 (12.25%)	1.50 (10.97%)	1.69 (11.75%)	2.45 (14.36%)
J01G	Aminoglycoside Antibacterials	0.05 (0.25%)	0.03 (0.22%)	0.04 (0.26%)	0.03 (0.22%)	0.03 (0.18%)
J01M	Quinolone Antibacterials	2.19 (11.56%)	1.61 (11.82%)	1.42 (10.40%)	1.59 (11.03%)	1.81 (10.58%)
J01X	Other Antibacterials	0.34 (1.79%)	0.32 (2.33%)	0.31 (2.30%)	0.32 (2.20%)	0.33 (1.95%)
P01AB	Nitroimidazole Derivatives	0.45 (2.39%)	0.41 (3.05%)	0.45 (3.28%)	0.44 (3.05%)	0.39 (2.31%)
A07AA	Antibiotics	0.12 (0.65%)	0.14 (1.06%)	0.20 (1.44%)	0.21 (1.45%)	0.23 (1.34%)
Total		18.96 (100.00%)	13.59 (100.00%)	13.70 (100.00%)	14.39 (100.00%)	17.08 (100.00%)

[Report Footnote]:
Antimicrobials supplied for non-human use in Hong Kong (e.g. veterinary surgeons and farmers) were not included

Antimicrobials Wholesale Supply in Hong Kong (2019 - 2023)

10 Most Commonly Supplied Antimicrobials Over Time



10 Most Commonly Supplied Antimicrobials Over Time

ATC Chemical Substance		DDD per 1,000 inhabitant days (%)				
Code	Antimicrobial	2019	2020	2021	2022	2023
J01CR02	Amoxicillin and Beta-Lactamase Inhibitor	4.911 (25.91%)	3.333 (24.52%)	3.620 (26.43%)	3.740 (25.99%)	4.992 (29.23%)
J01CA04	Amoxicillin	2.452 (12.93%)	1.723 (12.67%)	1.790 (13.07%)	2.045 (14.21%)	2.024 (11.85%)
J01AA02	Doxycycline	1.774 (9.36%)	1.626 (11.96%)	1.728 (12.62%)	1.541 (10.71%)	1.697 (9.94%)
J01FA10	Azithromycin	1.383 (7.30%)	0.743 (5.47%)	0.564 (4.12%)	0.744 (5.17%)	1.240 (7.26%)
J01MA12	Levofloxacin	1.304 (6.88%)	0.990 (7.28%)	0.886 (6.47%)	0.986 (6.85%)	1.130 (6.62%)
J01FA09	Clarithromycin	1.211 (6.39%)	0.761 (5.59%)	0.799 (5.83%)	0.825 (5.73%)	1.063 (6.22%)
J01DC02	Cefuroxime	1.272 (6.71%)	0.730 (5.37%)	0.643 (4.70%)	0.758 (5.27%)	1.050 (6.15%)
J01MA02	Ciprofloxacin	0.592 (3.12%)	0.402 (2.96%)	0.381 (2.78%)	0.406 (2.82%)	0.479 (2.81%)
J01CR50	Combinations of Penicillins	0.589 (3.10%)	0.423 (3.11%)	0.410 (3.00%)	0.476 (3.31%)	0.453 (2.65%)
J01XD01/ P01AB01	Metronidazole	0.493 (2.60%)	0.450 (3.31%)	0.484 (3.53%)	0.469 (3.26%)	0.429 (2.51%)
	Others	2.977 (15.70%)	2.413 (17.75%)	2.391 (17.46%)	2.402 (16.69%)	2.521 (14.76%)
Total		18.957 (100.00%)	13.594 (100.00%)	13.696 (100.00%)	14.391 (100.00%)	17.078 (100.00%)

[Report Footnote]:

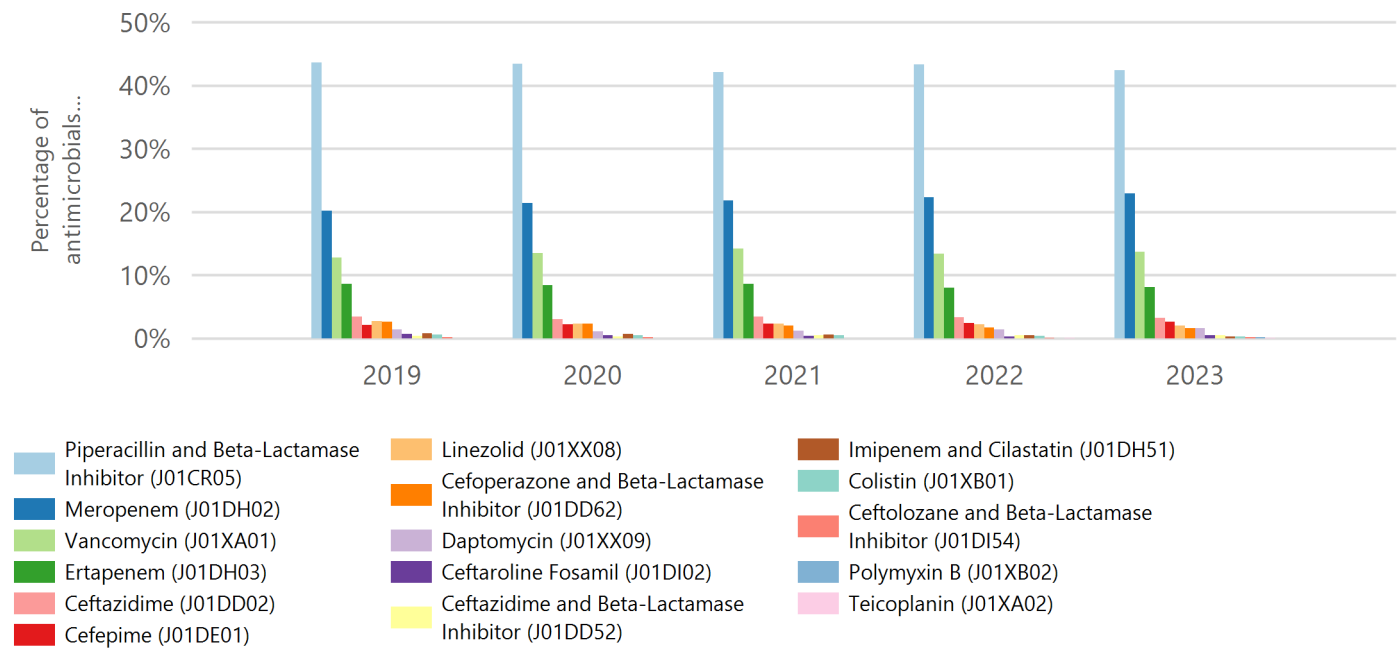
Antimicrobials supplied for non-human use in Hong Kong (e.g. veterinary surgeons and farmers) were not included

Metronidazole was classified as J01XD01 if for parenteral use and P01AB01 if for oral/rectal use.

§ Less than 0.0005

Antimicrobials Wholesale Supply in Hong Kong (2019 - 2023)

Wholesale Supply of Selected Broad-spectrum Antimicrobials Over Time



Wholesale Supply of Selected Broad-spectrum Antimicrobials Over Time

ATC Chemical Substance		DDD per 1,000 inhabitant days (%)				
Code	Antimicrobial	2019	2020	2021	2022	2023
J01CR05	Piperacillin and Beta-Lactamase Inhibitor	0.149 (43.60%)	0.152 (43.47%)	0.166 (42.14%)	0.181 (43.32%)	0.193 (42.36%)
J01DH02	Meropenem	0.069 (20.19%)	0.075 (21.45%)	0.086 (21.83%)	0.093 (22.29%)	0.104 (22.87%)
J01XA01	Vancomycin	0.044 (12.75%)	0.047 (13.49%)	0.056 (14.24%)	0.056 (13.37%)	0.062 (13.69%)
J01DH03	Ertapenem	0.029 (8.56%)	0.029 (8.38%)	0.034 (8.60%)	0.034 (8.02%)	0.037 (8.15%)
J01DD02	Ceftazidime	0.012 (3.38%)	0.011 (3.07%)	0.013 (3.41%)	0.014 (3.36%)	0.015 (3.22%)
J01DE01	Cefepime	0.007 (2.08%)	0.008 (2.21%)	0.009 (2.28%)	0.010 (2.46%)	0.012 (2.59%)
J01XX08	Linezolid	0.009 (2.71%)	0.008 (2.32%)	0.009 (2.35%)	0.009 (2.20%)	0.009 (2.05%)
J01DD62	Cefoperazone and Beta-Lactamase Inhibitor	0.009 (2.65%)	0.008 (2.32%)	0.008 (2.01%)	0.007 (1.74%)	0.007 (1.61%)
J01XX09	Daptomycin	0.005 (1.40%)	0.004 (1.13%)	0.005 (1.19%)	0.006 (1.40%)	0.007 (1.57%)
J01DI02	Ceftaroline Fosamil	0.002 (0.69%)	0.002 (0.53%)	0.002 (0.42%)	0.001 (0.32%)	0.002 (0.45%)
J01DD52	Ceftazidime and Beta-Lactamase Inhibitor	0.001 (0.43%)	0.001 (0.33%)	0.002 (0.51%)	0.002 (0.44%)	0.002 (0.44%)
J01DH51	Imipenem and Cilastatin	0.003 (0.78%)	0.002 (0.67%)	0.002 (0.58%)	0.002 (0.53%)	0.002 (0.33%)
J01XB01	Colistin	0.002 (0.59%)	0.002 (0.48%)	0.002 (0.45%)	0.002 (0.42%)	0.001 (0.27%)
J01DI54	Ceftolozane and Beta-Lactamase Inhibitor	0.001 (0.21%)	0.001 (0.15%)	-	0.001 (0.13%)	0.001 (0.22%)
J01XB02	Polymyxin B	-	-	-	-	0.001 (0.15%)
J01XA02	Teicoplanin	-	-	-	§ (<0.005%)	§ (<0.005%)
Total		0.341 (100.00%)	0.350 (100.00%)	0.393 (100.00%)	0.418 (100.00%)	0.455 (100.00%)

[Report Footnote]:
Antimicrobials supplied for non-human use in Hong Kong (e.g. veterinary surgeons and farmers) were not included
Metronidazole was classified as J01XD01 if for parenteral use and P01AB01 if for oral/rectal use.
§ Less than 0.0005